

Report: 9/21/2021

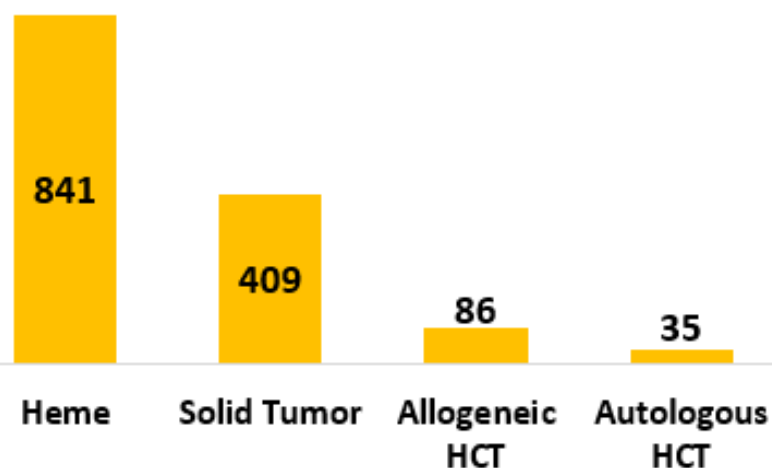
Cases: 1250\*

Sites Open: 104

Sites in Process: 5

\*Second Infection in 23 (2.7%)

## Cancer Diagnoses



## Sociodemographics

Age: Median (Range) 13y (0-39)

N %

### Gender

Female 525 42%

### Race / Ethnicity

Non-Hispanic White 502 40%

Hispanic or Latino 501 40%

Black 132 11%

Asian 42 3%

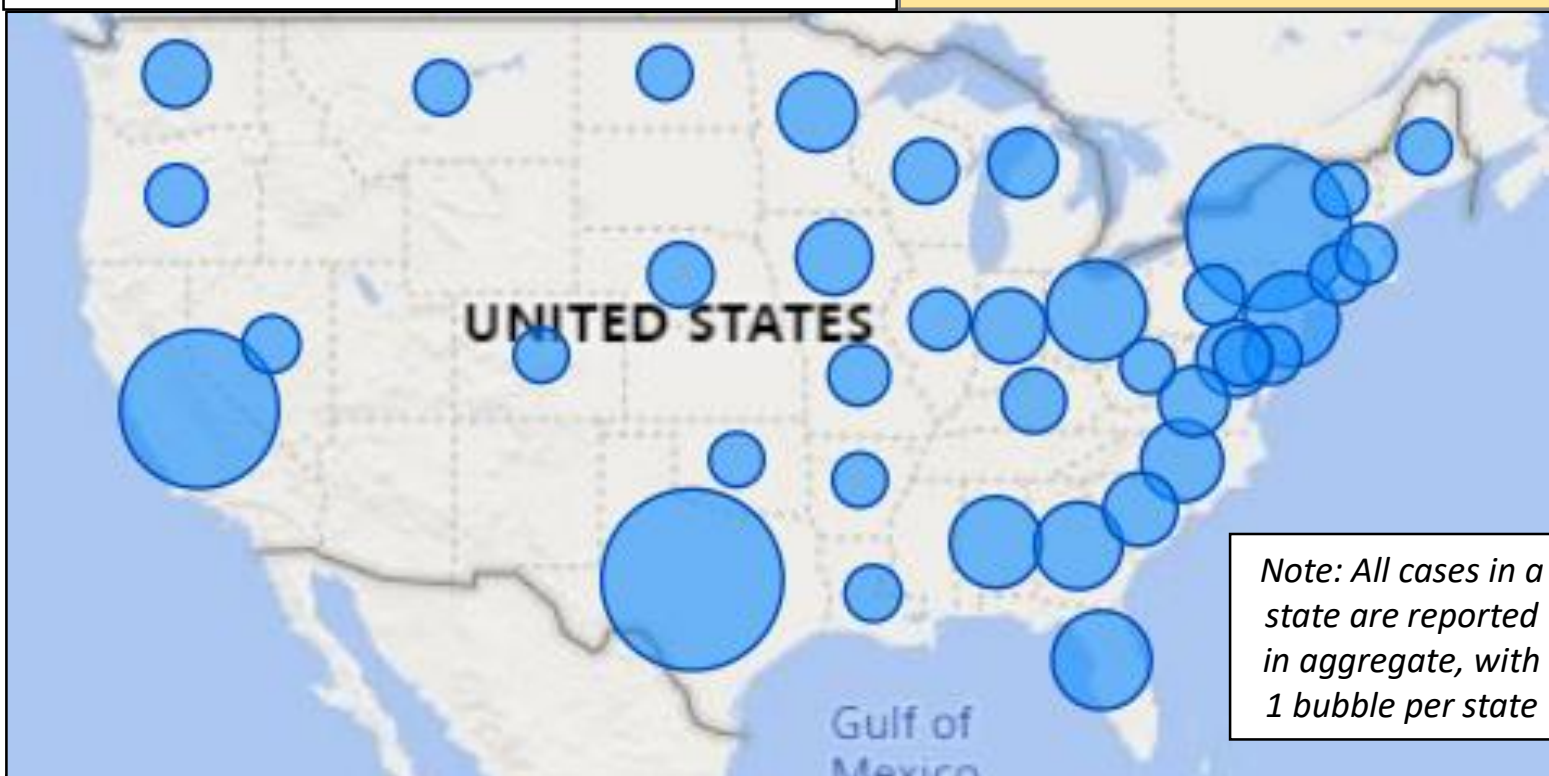
Other 73 6%

### Insurance

Public/Uninsured 693 55%

Private 497 40%

Unknown 60 5%

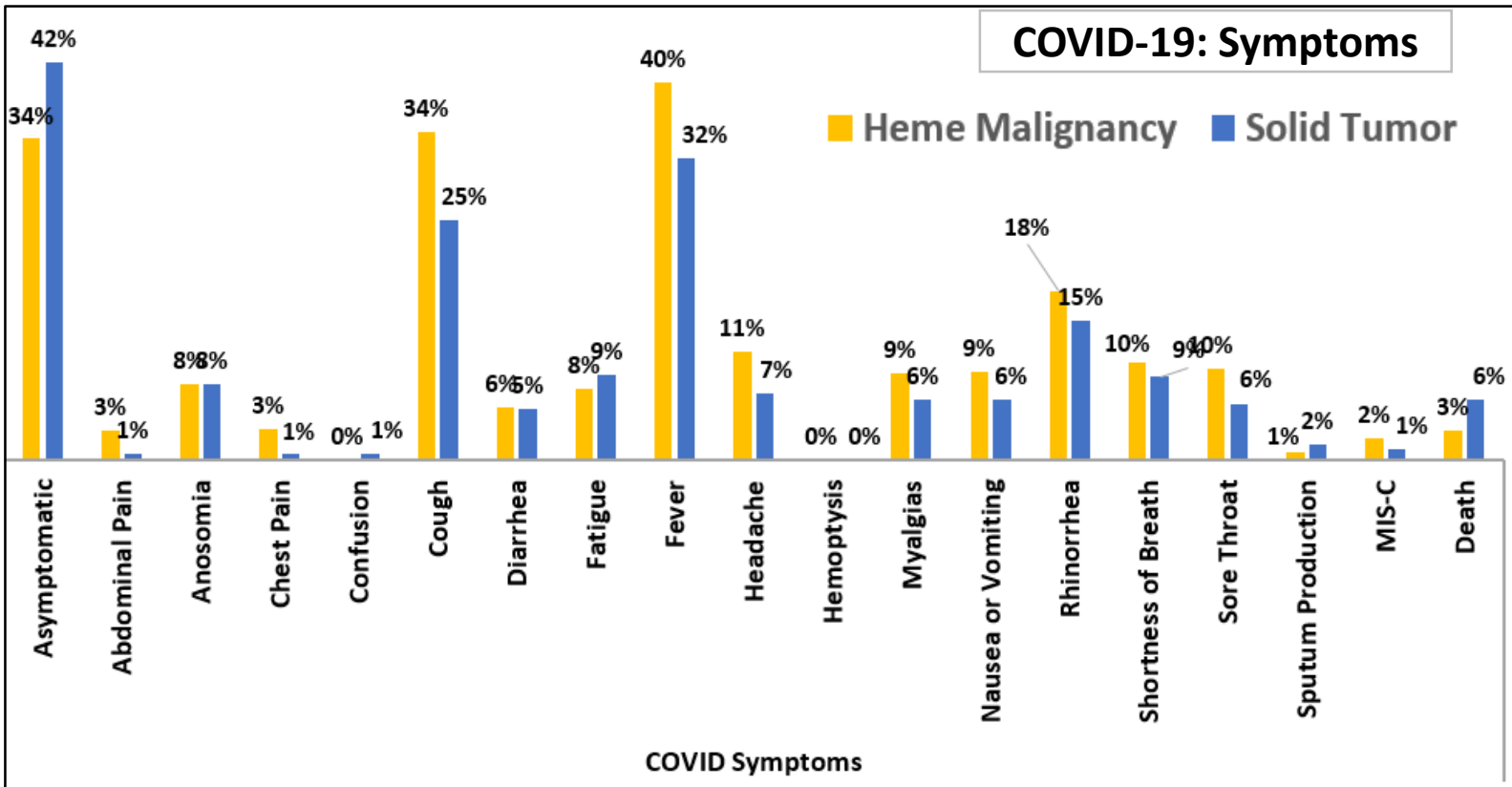


*Note: All cases in a state are reported in aggregate, with 1 bubble per state*

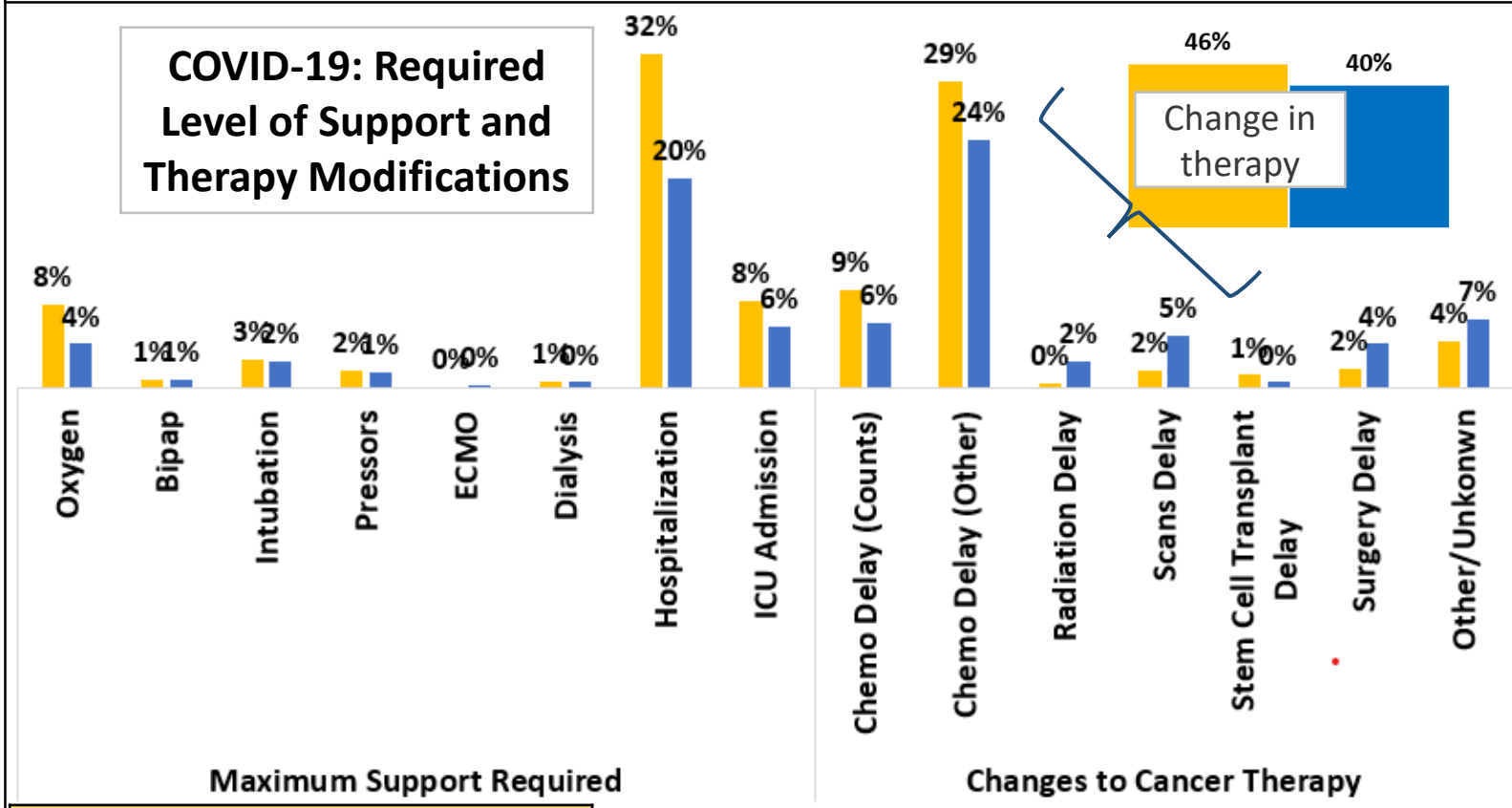
**\*To report cases or find previous versions of this report and FAQs, visit:**

**<https://www.uab.edu/medicine/icos/icos-research/the-pocc-report>**

## COVID-19: Symptoms



## COVID-19: Required Level of Support and Therapy Modifications



| Death (n=52, 4%)    |    |        |
|---------------------|----|--------|
| Age: Median (Range) | 16 | (1-39) |
| Heme                | 26 | 50%    |
| Relapsed            | 31 | 60%    |
| Male                | 30 | 58%    |
| Non-Hispanic White  | 19 | 37%    |
| Hispanic            | 22 | 42%    |
| Public/Uninsured    | 29 | 56%    |

**Median Symptom Duration (of Those with Symptoms)**  
 Overall: 5d (1-90)  
 Heme: 6d (1-90)  
 Solid: 5d (1-58)

| Co-Infections |    |    |
|---------------|----|----|
|               | N  | %  |
| Bacterial     | 56 | 4% |
| Fungal        | 6  | 0% |
| Viral         | 32 | 3% |