

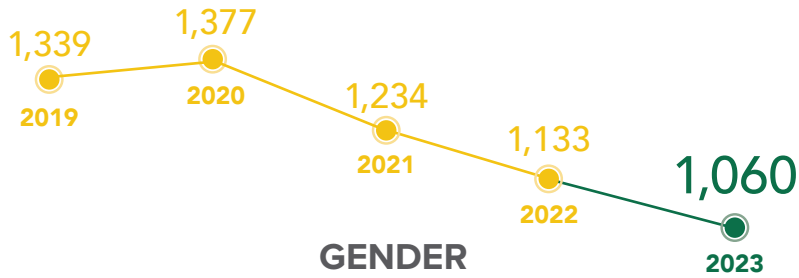
# 2023

## FALL SEMESTER

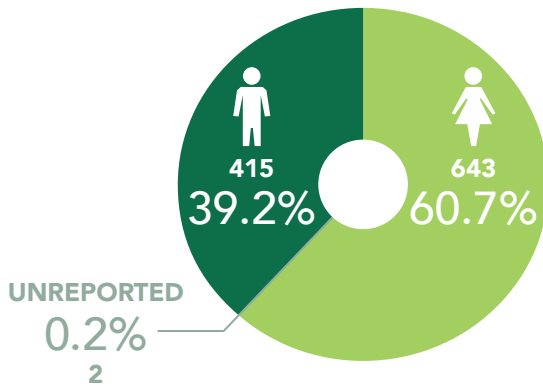
# Undergraduate Transfer Students

FULL-TIME AND PART-TIME STUDENTS

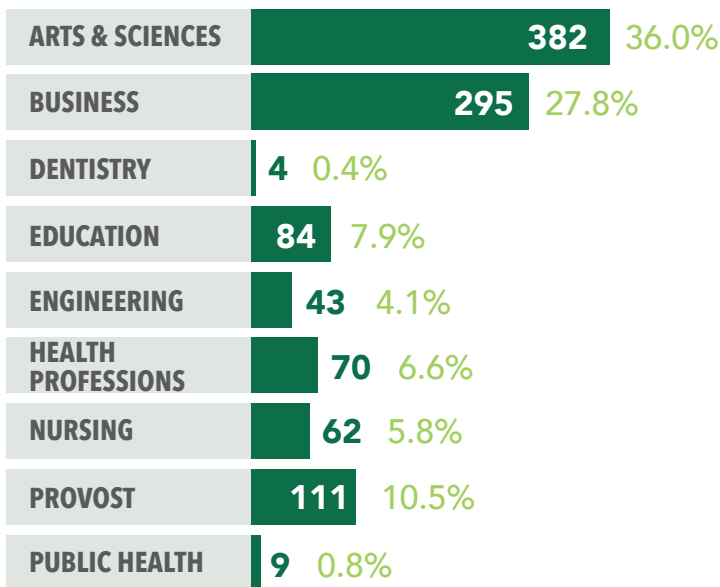
### TOTAL ENROLLED



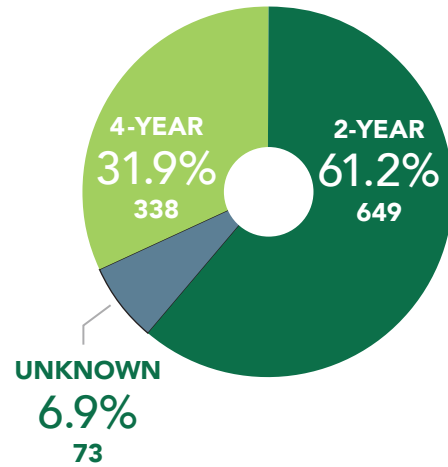
### GENDER



### INITIAL SCHOOL



### TRANSFER INSTITUTION TYPE



### TOP FEEDER SCHOOLS

Jefferson State Community College	228	21.5%
Wallace State CC - Hanceville	68	6.4%
Lawson State Community College	55	5.2%
University of Alabama	47	4.4%
Bevill State Community College	38	3.6%
Jacksonville State University	29	2.7%
Calhoun Community College	28	2.6%
Gadsden State Community College	21	2.0%
Snead State Community College	21	2.0%
Shelton State Community College	20	1.9%

NOTE: Includes transfer students who started summer semester and remained enrolled in fall.

Source: Institutional Effectiveness and Analysis, 9/21/2023



## UAB ENTERING UNDERGRADUATE TRANSFER DEMOGRAPHICS

FALL 2023

	Full-Time		Part-Time		Total	
	Total	Percent	Total	Percent	Total	Percent
<b>Enrollment Total</b>						
	722	68.1%	338	31.9%	1,060	100.0%
<b>Gender</b>						
Female	417	39.34%	226	21.32%	643	60.7%
Male	303	28.58%	112	10.57%	415	39.2%
Unreported	2	0.19%	0	0.00%	2	0.2%
<b>Race/Ethnicity</b>						
U.S. Non-resident	17	1.6%	2	0.2%	19	1.8%
Hispanic/Latino	63	5.9%	20	1.9%	83	7.8%
American Indian or Alaska Native	2	0.2%	0	0.0%	2	0.2%
Asian	21	2.0%	11	1.0%	32	3.0%
Black or African American	204	19.2%	102	9.6%	306	28.9%
Native Hawaiian or Other Pacific Islander	1	0.1%	0	0.0%	1	0.1%
White	370	34.9%	186	17.5%	556	52.5%
Multicultural	42	4.0%	17	1.6%	59	5.6%
Unknown	2	0.2%	0	0.0%	2	0.2%
<b>Class At Entry</b>						
Freshman	110	10.4%	37	3.5%	147	13.9%
Sophomore	240	22.6%	94	8.9%	334	31.5%
Junior	328	30.9%	110	10.4%	438	41.3%
Senior	31	2.9%	26	2.5%	57	5.4%
Post Baccalaureate Degree Seek	13	1.2%	69	6.5%	82	7.7%
Stand Alone Certificate	0	0.0%	2	0.2%	2	0.2%
<b>UAB School</b>						
Arts and Sciences	303	28.6%	79	7.5%	382	36.0%
Business	159	15.0%	136	12.8%	295	27.8%
Dentistry (Dental Assisting)	4	0.4%	0	0.0%	4	0.4%
Education	78	7.4%	6	0.6%	84	7.9%
Engineering	32	3.0%	11	1.0%	43	4.1%
Health Professions	45	4.2%	25	2.4%	70	6.6%
Nursing	17	1.6%	45	4.2%	62	5.8%
Provost	77	7.3%	34	3.2%	111	10.5%
Public Health	7	0.7%	2	0.2%	9	0.8%
<b>Top Feeder Institutions</b>						
Jefferson State Comm College	158	14.9%	70	6.6%	228	21.5%
Wallace St Comm Col-Hanceville	41	3.9%	27	2.5%	68	6.4%
Lawson St Comm Coll-Birmingham	41	3.9%	14	1.3%	55	5.2%
Univ of Alabama	38	3.6%	9	0.8%	47	4.4%
Bevill State Comm Coll-Jasper	23	2.2%	15	1.4%	38	3.6%
Jacksonville State University	23	2.2%	6	0.6%	29	2.7%
Calhoun Community College	19	1.8%	9	0.8%	28	2.6%
Gadsden State Comm Coll	15	1.4%	6	0.6%	21	2.0%
Snead State Community College	20	1.9%	1	0.1%	21	2.0%
Shelton State Comm College	13	1.2%	7	0.7%	20	1.9%
Coastal AL CC - Bay Minette	15	1.4%	2	0.2%	17	1.6%
Southern Union State Comm Coll	13	1.2%	4	0.4%	17	1.6%