

IPEDS 2025-26 Data Collection System

IPEDS HELP DESK (877) 225-2568 | ipedshelp@rti.org
OMB NO. 1850-0582 v.33 : Approval Expires 8/31/2027
User ID: P1006631

12-month Enrollment 2025-26

Institution: University of Alabama at Birmingham (100663)

User ID: P1006631

Overview

12-month Enrollment Overview

The 12-month Enrollment survey component collects unduplicated student enrollment counts and instructional activity data for an entire 12-month period. Using the instructional activity data reported, a full-time equivalent (FTE) student enrollment at the undergraduate and graduate level is estimated (4-year institutions only). Institutions with Doctor's - professional practice students will also report the FTE enrollment of those students (4-year institutions only). NCES uses the FTE enrollment to produce indicators such as expenses by function per FTE as reported in the IPEDS Data Feedback Report.

Data Reporting Reminder:

- All institutions must use the July 1 - June 30 reporting period.
- Report data to accurately reflect the time period corresponding with the IPEDS survey component, even if such reporting is seemingly inconsistent with prior-year reporting.

Changes in reporting

The following changes were implemented for the 2025-26 data collection period:

- Removed question collecting student headcounts of Another Gender.
- Revised "gender" to "sex" where applicable. Revised "men" to "male" and "women" to "female" where applicable.

Resources:

- To download the survey materials for this component: [Survey Materials](#)
- To access your prior year data submission for this component: [Reported Data](#)

If you have questions about completing this survey, please contact the IPEDS Help Desk at 1-877-225-2568.


Institution: University of Alabama at Birmingham (100663)

User ID: P1006631

12-month Enrollment Screening Questions

1. Which instructional activity units will you use to report undergraduate instructional activity?

- Undergraduate instructional activity data in Part B may be reported in units of clock hours or credit hours.
 - Please note that any graduate level instructional activity must be reported in credit hours. (4-year institutions only)
- ☐ Clock hours
- ☒ Credit hours
- ☐ Both clock and credit hours (some undergraduate programs measured in clock hours and some measured in credit hours)

 You may use the box below to provide additional context for the data you have reported above. Context notes will be posted on the College Navigator website. Therefore, you should write all context notes using proper grammar (e.g., complete sentences with punctuation) and common language that can be easily understood by students and parents (e.g., spell out acronyms).

2. Did your institution enroll high school students in college courses for credit during the 12-month Enrollment (E12) reporting period of July 1, 2024 - June 30, 2025?

If you answer **Yes** to this question, you will be able to report the unduplicated count of high school students enrolled in college courses for credit on Part C of the 12-month Enrollment (E12) survey component.

- ☒ Yes.
- ☒ Within a dual enrollment program.
- ☒ Outside a dual enrollment program.
- ☐ No

Note:

Within a dual enrollment program is defined as within an organized system with special guidelines that allows high school students to take college-level courses. The guidelines might have to do with entrance or eligibility requirements, funding, limits on course taking, etc.

Outside a dual enrollment program is defined as high school students who simply enroll in credit courses through your institution, and are treated as regularly enrolled college students.

Institution: University of Alabama at Birmingham (100663)

User ID: P1006631

Part A - Unduplicated Count for Full-time Undergraduate Students**12-month Unduplicated Count by Race/Ethnicity and Sex - Full-time Undergraduate Students**

July 1, 2024 – June 30, 2025

Reporting Reminders:

- The 12-month unduplicated count must be equal or greater than the corresponding prior year fall enrollment.
- Report Hispanic/Latino individuals of any race as Hispanic/Latino
- Report race for non-Hispanic/Latino individuals only
- Even though Teacher Preparation certificate programs may require a bachelor's degree for admission, they are considered subbaccalaureate undergraduate programs, and students in these programs are undergraduate students.

Male

Students enrolled for <u>credit</u>	<u>Degree/certificate-seeking</u>				Non-degree/ non-certificate-seeking	Total, Full-time undergraduate students
	<u>First-time</u>	<u>Transfer-in</u>	<u>Continuing/ Returning</u>	Total degree/certificate-seeking		
<u>U.S. Nonresident</u>	34	13	94	141	37	178
<u>Hispanic/Latino</u>	65	46	194	305	2	307
<u>American Indian or Alaska Native</u>	2	0	4	6	0	6
<u>Asian</u>	79	23	297	399	1	400
<u>Black or African American</u>	188	119	544	851	3	854
<u>Native Hawaiian or Other Pacific Islander</u>	1	0	2	3	0	3
<u>White</u>	292	222	1,277	1,791	4	1,795
Two or more races	36	19	138	193	2	195
<u>Race and ethnicity unknown</u>	9	2	15	26	0	26
Total male	706	444	2,565	3,715	49	3,764
Total male prior year	709	425	2,715	3,849	49	3,898

Female

Students enrolled for <u>credit</u>	<u>Degree/certificate-seeking</u>				Non-degree/ non-certificate-seeking	Total, Full-time undergraduate students
	<u>First-time</u>	<u>Transfer-in</u>	<u>Continuing/ Returning</u>	Total degree/certificate-seeking		
<u>U.S. Nonresident</u>	55	10	84	149	24	173
<u>Hispanic/Latino</u>	123	79	373	575	1	576
<u>American Indian or Alaska Native</u>	1	0	3	4	0	4

<u>Asian</u>	147	16	493	656	0	656
<u>Black or African American</u>	432	204	1,255	1,891	4	1,895
<u>Native Hawaiian or Other Pacific Islander</u>	1	0	3	4	0	4
<u>White</u>	503	305	1,907	2,715	2	2,717
Two or more races	76	32	225	333	3	336
<u>Race and ethnicity unknown</u>	12	4	35	51	2	53
Total female	1,350	650	4,378	6,378	36	6,414
Total female prior year	1,405	575	4,542	6,522	36	6,558

Grand total (2024-25)	2,056	1,094	6,943	10,093	85	10,178
Prior year data:						
Grand total (male+female) prior year	2,114	1,000	7,257	10,371	85	10,456
Total Full-time undergraduate enrollment Fall 2024 <i>NOTE: Grand total (2024-25) calculated above is expected to be greater than total Full-time undergraduate enrollment Fall 2024.</i>	1,993	798	6,744	9,535	57	9,592

Institution: University of Alabama at Birmingham (100663)

User ID: P1006631

Part A - Unduplicated Count for Part-time Undergraduate Students**12-month Unduplicated Count by Race/Ethnicity and Sex - Part-time Undergraduate Students**

July 1, 2024 – June 30, 2025

Reporting Reminders:

- The 12-month unduplicated count must be equal or greater than the corresponding prior year fall enrollment.
- Report Hispanic/Latino individuals of any race as Hispanic/Latino
- Report race for non-Hispanic/Latino individuals only
- Even though Teacher Preparation certificate programs may require a bachelor's degree for admission, they are considered subbaccalaureate undergraduate programs, and students in these programs are undergraduate students.

Male

Students enrolled for <u>credit</u>	<u>Degree/certificate-seeking</u>				Non-degree/ non-certificate-seeking	Total, Part-time undergraduate students
	<u>First-time</u>	<u>Transfer-in</u>	<u>Continuing/ Returning</u>	Total degree/certificate-seeking		
<u>U.S. Nonresident</u>	0	2	12	14	42	56
<u>Hispanic/Latino</u>	4	11	59	74	9	83
<u>American Indian or Alaska Native</u>	0	0	3	3	0	3
<u>Asian</u>	0	7	35	42	21	63
<u>Black or African American</u>	5	40	204	249	33	282
<u>Native Hawaiian or Other Pacific Islander</u>	0	0	1	1	0	1
<u>White</u>	10	106	522	638	95	733
Two or more races	1	4	46	51	10	61
<u>Race and ethnicity unknown</u>	0	1	3	4	0	4
Total male	20	171	885	1,076	210	1,286
Total male prior year	24	177	1,010	1,211	213	1,424

Female

Students enrolled for <u>credit</u>	<u>Degree/certificate-seeking</u>				Non-degree/ non-certificate-seeking	Total, Part-time undergraduate students
	<u>First-time</u>	<u>Transfer-in</u>	<u>Continuing/ Returning</u>	Total degree/certificate-seeking		
<u>U.S. Nonresident</u>	0	4	12	16	25	41
<u>Hispanic/Latino</u>	2	16	109	127	19	146
<u>American Indian or Alaska Native</u>	0	0	5	5	0	5

<u>Asian</u>	0	1	39	40	27	67
<u>Black or African American</u>	7	121	519	647	112	759
<u>Native Hawaiian or Other Pacific Islander</u>	0	0	0	0	0	0
<u>White</u>	7	161	698	866	201	1,067
Two or more races	1	11	71	83	15	98
<u>Race and ethnicity unknown</u>	1	0	4	5	0	5
Total female	18	314	1,457	1,789	399	2,188
Total female prior year	30	331	1,487	1,848	365	2,213

Grand total (2024-25)	38	485	2,342	2,865	609	3,474
Prior year data:						
Grand total (male+female) prior year	54	508	2,497	3,059	578	3,637
Total Part-time undergraduate enrollment Fall 2024 <i>NOTE: Grand total (2024-25) calculated above is expected to be greater than total Part-time undergraduate enrollment Fall 2024.</i>	21	300	1,779	2,100	267	2,367

Institution: University of Alabama at Birmingham (100663)

User ID: P1006631

Part A - Unduplicated Count for Undergraduate Students**12-month Unduplicated Count by Race/Ethnicity and Sex - Undergraduate Student Total**

July 1, 2024 – June 30, 2025

Male

Enrolled for credit	Total full-time undergraduate students	Total part-time undergraduate students	Grand total, all undergraduate students
<u>U.S. Nonresident</u>	178	56	234
<u>Hispanic/Latino</u>	307	83	390
<u>American Indian or Alaska Native</u>	6	3	9
<u>Asian</u>	400	63	463
<u>Black or African American</u>	854	282	1,136
<u>Native Hawaiian or Other Pacific Islander</u>	3	1	4
<u>White</u>	1,795	733	2,528
Two or more races	195	61	256
<u>Race and ethnicity unknown</u>	26	4	30
Total male	3,764	1,286	5,050

Female

Enrolled for credit	Total full-time undergraduate students	Total part-time undergraduate students	Grand total, all undergraduate students
<u>U.S. Nonresident</u>	173	41	214
<u>Hispanic/Latino</u>	576	146	722
<u>American Indian or Alaska Native</u>	4	5	9
<u>Asian</u>	656	67	723
<u>Black or African American</u>	1,895	759	2,654
<u>Native Hawaiian or Other Pacific Islander</u>	4	0	4
<u>White</u>	2,717	1,067	3,784
Two or more races	336	98	434
<u>Race and ethnicity unknown</u>	53	5	58
Total female	6,414	2,188	8,602

Grand total (male+female)	10,178	3,474	13,652
---------------------------	--------	-------	--------

Institution: University of Alabama at Birmingham (100663)

User ID: P1006631

Part A - Unduplicated Count for Graduate Students**12-month Unduplicated Count by Race/Ethnicity and Sex - Full-time and Part-time Graduate Students**

July 1, 2024 – June 30, 2025

Reporting Reminders:

- The 12-month unduplicated count must be equal or greater than the corresponding prior year fall enrollment.
- Report Hispanic/Latino individuals of any race as Hispanic/Latino
- Report race for non-Hispanic/Latino individuals only
- Report **all** postbaccalaureate degree and certificate students as graduate students, **including any doctor's - professional practice students (formerly first-professional)**

Male

Students <u>enrolled for credit</u>	Graduate students		
	Total <u>full-time</u>	Total <u>part-time</u>	Total <u>graduate students</u>
<u>U.S. Nonresident</u>	859	192	1,051
<u>Hispanic/Latino</u>	100	70	170
<u>American Indian or Alaska Native</u>	4	2	6
<u>Asian</u>	173	95	268
<u>Black or African American</u>	179	265	444
<u>Native Hawaiian or Other Pacific Islander</u>	0	2	2
<u>White</u>	1,034	880	1,914
Two or more races	76	44	120
<u>Race and ethnicity unknown</u>	68	35	103
Total male	2,493	1,585	4,078
Total male prior year			4,066

Female

Students <u>enrolled for credit</u>	Graduate students		
	Total <u>full-time</u>	Total <u>part-time</u>	Total <u>Graduate students</u>
<u>U.S. Nonresident</u>	546	115	661
<u>Hispanic/Latino</u>	136	151	287
<u>American Indian or Alaska Native</u>	7	2	9
<u>Asian</u>	263	159	422
<u>Black or African American</u>	512	791	1,303

<u>Native Hawaiian or Other Pacific Islander</u>	2	1	3
<u>White</u>	1,647	1,918	3,565
Two or more races	106	114	220
<u>Race and ethnicity unknown</u>	132	78	210
Total female	3,351	3,329	6,680
Total female prior year			6,734
Grand total (2024-25)	5,844	4,914	10,758
Prior year data:			
Grand total (male+female) prior year			10,800
i Total graduate enrollment Fall 2024 <i>NOTE: Grand total (2024-25) calculated above is expected to be greater than Total graduate enrollment Fall 2024.</i>	5,087	3,859	8,946

Institution: University of Alabama at Birmingham (100663)


User ID: P1006631

Part A - Sex Unknown**12-month Unduplicated Count by Sex Unknown**

Reporting Reminders:

- The purpose of this supplemental section is to determine whether institutions are able to report the number of students for whom sex is unknown. Note that these students must still be allocated into the 'Male' and 'Female' categories in all other sections of the survey component.

	Number of students	
	Undergraduate students	Graduate students
	Current Year	Current Year
Grand total	13,652	10,758
Sex unknown (i.e., sex information is not known or not collected)	<input type="text" value="29"/>	<input type="text" value="357"/>

 You may use the box below to provide additional context for the data you have reported above. Context notes will be posted on the College Navigator website. Therefore, you should write all context notes using proper grammar (e.g., complete sentences with punctuation) and common language that can be easily understood by students and parents (e.g., spell out acronyms).

Institution: University of Alabama at Birmingham (100663)


User ID: P1006631

Part A – 12-month Enrollment by Distance Education Status

12-month Unduplicated Count - Distance Education Status

July 1, 2024 – June 30, 2025

	<u>Undergraduate</u> Students		<u>Graduate Students</u>
	<u>Degree/certificate-seeking</u>	Non-degree/non-certificate-seeking	
Students <i>enrolled exclusively</i> in <u>distance education courses</u>	2,659	316	4,336
Students <i>enrolled in at least one but not all</i> distance education courses	9,269	175	2,710
Students <i>not enrolled in any</i> distance education courses	1,030	203	3,712
Total (Carried forward from part A)	12,958	694	10,758

 You may use the box below to provide additional context for the data you have reported above. Context notes will be posted on the College Navigator website. Therefore, you should write all context notes using proper grammar (e.g., complete sentences with punctuation) and common language that can be easily understood by students and parents (e.g., spell out acronyms).

Institution: University of Alabama at Birmingham (100663)

User ID: P1006631

Part B - Instructional Activity**12-month Instructional Activity**

July 1, 2024 - June 30, 2025

Instructional Activity Reporting Reminder:

- Instructional activity is used to calculate an IPEDS FTE based on the institution's reported calendar system.
- Graduate credit hour activity should not include any doctor's – professional practice activity, the total of those students' FTE is entered separately instead.

FTE Reporting Reminder:

- Institutions need not report their own calculations of undergraduate or graduate FTE unless IPEDS FTE calculations would be misleading for comparison purposes among all IPEDS reporting institutions.

Instructional Activity

	2024-25 total activity	Prior year data
Undergraduate level:		
<u>Credit hour activity</u>	329,521	339,465
Graduate level:		
<u>Credit hour activity</u> (Do not include doctor's-professional practice instructional activity here; the total FTE of those students should be entered separately below)	169,702	169,656

Full-Time Equivalent (FTE) of Students

	2024-25 total activity	Prior year data
<u>Doctor's - professional practice level:</u>		
<u>Doctor's - professional practice</u> FTE student estimate	1,606	1,535


Calendar system (as reported on the prior year IC survey component):

Semester

If the IPEDS calculated FTE estimates below are not reasonable, **AND** you have reported the correct instructional activity hours above, enter your best FTE estimate in the "Institution reported FTE" column below and save the page. This option should be used **ONLY** if the calculated estimate is not reasonable for your institution and IPEDS comparisons.

Please provide your best estimate of undergraduate and graduate FTE for the 12-month reporting period **only if the calculated FTE estimate below is not reasonable for IPEDS comparison purposes**. Please provide an explanation in the context box if the option is used due to Coronavirus Pandemic.

	Calculated FTE 2024-25	Institution reported FTE 2024-25	Prior year FTE 2023-24
Undergraduate student FTE	10,984	<div>10,984</div>	11,316
Graduate student FTE (excluding doctor's - professional practice student FTE)	7,071	<div>7,071</div>	7,069
Doctor's - professional practice student FTE		1,606	1,535
Total FTE student enrollment		19,661	19,920

 Context notes will be posted on the College Navigator website. Therefore, you should write all context notes using proper grammar (e.g., complete sentences with punctuation) and common language that can be easily understood by students and parents (e.g., spell out acronyms).

--

Institution: University of Alabama at Birmingham (100663)

User ID: P1006631

Part C – Unduplicated Count of Dual Enrolled Students**12-month Unduplicated Count of Dual Enrolled Students**

July 1, 2024 – June 30, 2025

Reporting Reminders:

- The number of high school students enrolled in college courses for credit was reported in Part A as part of the non-degree/non-certificate-seeking unduplicated enrollment.
 - The number of high school students enrolled in college courses for credit reported in Part C will have some duplication with the non-degree/non-certificate-seeking enrollment students reported in Part A.
 - The number of high school students enrolled in college courses for credit reported in Part C should be less than the number of non-degree/non-certificate-seeking students reported in Part A unless all these students at your institution are high school students enrolled in college courses for credit.
- Report Hispanic/Latino individuals of any race as Hispanic/Latino
- Report race for non-Hispanic/Latino individuals only

In Part A, your institution reported the following number of students in the non-degree/non-certificate-seeking unduplicated headcount.

694

	High school students enrolled in college courses for credit		
	Male	Female	Total
<u>U.S. Nonresident</u>	<input type="text" value="0"/>	<input type="text" value="0"/>	0
<u>Hispanic/Latino</u>	<input type="text" value="3"/>	<input type="text" value="4"/>	7
<u>American Indian or Alaska Native</u>	<input type="text" value="0"/>	<input type="text" value="0"/>	0
<u>Asian</u>	<input type="text" value="6"/>	<input type="text" value="4"/>	10
<u>Black or African American</u>	<input type="text" value="4"/>	<input type="text" value="17"/>	21
<u>Native Hawaiian or Other Pacific Islander</u>	<input type="text" value="0"/>	<input type="text" value="0"/>	0
<u>White</u>	<input type="text" value="7"/>	<input type="text" value="23"/>	30
Two or more races	<input type="text" value="4"/>	<input type="text" value="5"/>	9
<u>Race and ethnicity unknown</u>	<input type="text" value="0"/>	<input type="text" value="0"/>	0
Total	24	53	77
Total prior year	34	82	116

Institution: University of Alabama at Birmingham (100663)

User ID: P1006631

Prepared by**Prepared by**

Reporting Reminders:

- The name of the preparer is being collected so that we can follow up with the appropriate person in the event that there are questions concerning the data.
- The Keyholder will be copied on all email correspondence to other preparers.
- The time it took to prepare this component is being collected so that we can continue to improve our estimate of the reporting burden associated with IPEDS.
- Please include in your estimate the time it took for you to review instructions, query and search data sources, complete and review the component, and submit the data through the Data Collection System.
- Thank you for your assistance.

This survey component was prepared by:			
<input checked="" type="radio"/>	Keyholder	<input type="radio"/>	SFA Contact
<input type="radio"/>	Finance Contact	<input type="radio"/>	Other
Name: <input type="text" value="Sean Kerins"/>			
Email: <input type="text" value="skerins@uab.edu"/>			

How many staff from your institution only were involved in the data collection and reporting process of this survey component?	
<input type="text" value="2.00"/>	Number of Staff (including yourself)

How many hours did you and others from your institution only spend on each of the steps below when responding to this survey component? <i>Exclude the hours spent collecting data for state and other reporting purposes.</i>				
Staff member	Collecting Data Needed	Revising Data to Match IPEDS Requirements	Entering Data	Revising and Locking Data
Your office	<input type="text" value="10.00"/> hours	<input type="text" value="1.00"/> hours	<input type="text" value="1.00"/> hours	<input type="text" value="1.00"/> hours
Other offices	<input type="text"/> hours	<input type="text"/> hours	<input type="text"/> hours	<input type="text"/> hours

Institution: University of Alabama at Birmingham (100663)

User ID: P1006631

Summary

12-Month Enrollment Component Summary

The purpose of this summary is to provide you an opportunity to view some of the data that, when accepted through the IPEDS quality control process, will appear on the [College Navigator](#) website and/or your institution's Data Feedback Report (DFR). In addition, all data reported in IPEDS survey components become publicly available through the [IPEDS Use the Data](#) and appear as aggregated statistics in various Department of Education reports. [College Navigator](#) is updated approximately three months after the data collection period closes and DFRs will be available through the [IPEDS Use the Data](#).

Please review your data for accuracy. If you have questions about the data displayed below or after reviewing the data reported on the survey screens, please contact the IPEDS Help Desk at: 1-877-225-2568 or ipedshelp@rti.org.

12-Month Unduplicated Headcount and Full-Time Equivalent Students		
Total 12-month unduplicated headcount enrollment		24,410
	Undergraduate student unduplicated headcount enrollment	13,652
	Graduate student unduplicated headcount enrollment	10,758
Total 12-month full-time equivalent (FTE) student enrollment		19,661
	Undergraduate student FTE enrollment	10,984
	Graduate student FTE enrollment	7,071
	Doctor's-professional practice FTE enrollment	1,606

Total 12-month Undergraduate Student Characteristics		
Percent of undergraduate students who are female		63 %
Percent of undergraduate students who are full-time		75 %
Percent of undergraduate students who are enrolled exclusively in distance education courses		22 %
Percent of undergraduate students by U.S. resident status and race/ethnicity: Note: Race/ethnicity is not collected for U.S. Nonresidents.		
U.S. Resident		97 %
	American Indian or Alaska Native	0 %
	Asian	9 %
	Black or African American	28 %
	Hispanic/Latino	8 %
	Native Hawaiian or Pacific Islander	0 %
	White	46 %

	Two or More Races	5 %
	Race and ethnicity unknown	1 %
U .S. Nonresident		3 %

Total 12-month Graduate Student Characteristics		
Percent of graduate students who are female		62 %
Percent of graduate students who are full-time		54 %
Percent of graduate students who are enrolled exclusively in distance education courses		40 %
Percent of graduate students by U.S. resident status and race/ethnicity: Note: Race/ethnicity is not collected for U.S. Nonresidents.		
U.S. Resident		84 %
	American Indian or Alaska Native	0 %
	Asian	6 %
	Black or African American	16 %
	Hispanic/Latino	4 %
	Native Hawaiian or Pacific Islander	0 %
	White	51 %
	Two or More Races	3 %
	Race and ethnicity unknown	3 %
U .S. Nonresident		16 %

Institution: University of Alabama at Birmingham (100663)

User ID: P1006631

Edit Report

12-month Enrollment

There are no errors for the selected survey and institution.