

# IPEDS 2024-25 Data Collection System

IPEDS HELP DESK (877) 225-2568 | [ipedshelp@rti.org](mailto:ipedshelp@rti.org)

OMB NO. 1850-0582 v.33 : Approval Expires 8/31/2027

User ID: P1006631

## Cost II 2024-25

Institution: University of Alabama at Birmingham (100663)

User ID: P1006631

### Overview

#### Cost Overview

The purpose of the Cost (CST) component is to collect information on student charges for Cost of Attendance estimates and to calculate an Average Net Price (ANP) for first-time, full-time undergraduate students to meet requirements of the Higher Education Act of 1965 (HEA), as amended. This component also collects information on tuition and fees for other groups of students.

Much of the data reported on CST appear on College Navigator, which is updated only one time after CST data have been reviewed by NCES. Therefore, any data reporting errors may stay on College Navigator for a full year.

Additionally, the ANP calculation has important implications for what students see about your institution, and also for the College Affordability and Transparency Center lists.

#### Data Reporting Reminder:

- Report data to accurately reflect the time period corresponding with the IPEDS survey component, even if such reporting is seemingly inconsistent with prior-year reporting.

#### Changes in reporting:

The following changes were made for the 2024-25 collection:

- This is a new survey component that will open in the Fall to allow Cost of Attendance (COA) data to be updated on College Navigator. The component will reopen in the Winter to collect selected information on financial aid awards to calculate an institutional Average Net Price (ANP), at which time COA data elements can be updated or corrected.
- Added questions to determine and make publicly available the information on whether postsecondary institutions ask for other financial information not on the FAFSA form and whether they collect asset data even when students qualify for having their assets exempted from the federal need analysis as this information required by the FAFSA Simplification Act.

#### Resources:

- To download the survey materials for this component: [Survey Materials](#)
- To access your prior year data submission for this component: [Reported Data](#)

If you have questions about completing this survey, please contact the IPEDS Help Desk at 1-877-225-2568.

Institution: University of Alabama at Birmingham (100663)

User ID: P1006631

## Screening Questions

**Data changed on this page cannot be saved and therefore will not be changed in the Winter Collection Periods.**

**1. Does your institution offer institutionally-controlled housing (on-campus and/or off-campus)?**

If you answer **Yes** to this question, you will be expected to specify a housing capacity, and to report a housing charge or a combined food and housing charge.

- ☐ No  
☒ Yes

Specify housing capacity for academic year 2024-25

**2. Are all full-time, first-time degree/certificate-seeking students required to live on campus or in institutionally controlled housing?**

This is only a screening question, and your response does not show up on College Navigator.

If you answer **Yes** to this question, you will not be asked to report off-campus food and housing in the cost of attendance. If you make **ANY** exceptions to this rule, please answer **No** so that this does not cause conflicts with the average net price calculation. Misreporting may lead to an inaccurate average net price calculation for your institution.

- ☒ No  
☐ Yes, and we do not make **ANY** (even one) exceptions to this rule

**3. Does your institution charge different tuition rates for in-district, in-state, or out-of-state students?**

If you answer **Yes** to this question, you will be expected to report different tuition amounts for in-district, in-state, and out-of-state students (as applicable).

Only select **YES** if you charge different tuition by students' residence status. You should not select **YES** and then report the same tuition rate 3 times.

- ☐ No  
☒ Yes, please check all tuition rates charged by your institution
- ☐ In-district  
☒ In-state  
☒ Out-of-state

**4. Do you offer food or meal plans to your students?**

If you answer **Yes** to this question, you will be expected to report a food charge or combined food and housing charge (C10).

- ☐ No  
☐ Yes - Enter the number of meals per week for the meal plan with the largest number of meals available
- ☒ Yes - Number of meals per week can vary (e.g., students charge meals against a meal card)

**5. Does your institution charge an application fee?**

- ☐ No  
☒ Yes - select checkboxes for the student level(s) that have an application fee and report the amount of application fee(s) in Section 1 Part A.
- ☒ Undergraduate programs

☒ Graduate programs (not including Doctor's-Professional practice)

☒ Doctor's-Professional Practice programs

**6. For institutions that charge an application fee, can the application fee be waived for applicants that demonstrate financial need?**

- ☐ No
- ☒ Yes (please indicate for which level(s) application fee can be waived)

☒ Undergraduate programs

☒ Graduate programs (not including Doctor's-Professional practice)

☒ Doctor's-Professional Practice programs

**7. Indicate whether or not your institution participates in a Promise program.**

- ☐ No
- ☒ Yes

**8. Indicate whether or not any of the following alternative tuition plans are offered by your institution.**

- ☐ No
- ☒ Yes [Check all that apply]
- ☐ Tuition guarantee
- ☐ Prepaid tuition plan
- ☒ Tuition payment plan
- ☐ Other (specify in box below)


**9. For the purposes of awarding institutional financial aid, does your institution require asset information from students who qualify for the exemption from asset reporting on the FAFSA form?**

- ☒ No
- ☐ Yes

**10. For the purpose of awarding institutional financial aid, does your institution require additional financial information separate from the FAFSA form?**

- ☒ No
- ☐ Yes (please include a website link to where your institution's website explains what additional financial information is required.)

Link URL:

 You may use the box below to provide additional context for the data you have reported above. Context notes will be posted on the College Navigator website. Therefore, you should write all context notes using proper grammar (e.g., complete sentences with punctuation) and common language that can be easily understood by students and parents (e.g., spell out acronyms).




Institution: University of Alabama at Birmingham (100663)

User ID: P1006631

## Section 1 - Student Charges: Part A - Application fees

**Data changed on this page cannot be saved and therefore will not be changed in the Winter Collection Periods.**If the institution charges an application fee, indicate the amount.

	 Amount	Prior year
Undergraduate application fee	<input type="text" value="40"/>	40
Graduate application fee (not including Doctor's-Professional practice)	<input type="text" value="50"/>	50
Doctor's-Professional Practice programs	<input type="text" value="75"/>	



You may use the box below to provide additional context for the data you have reported above. Context notes will be posted on the College Navigator website. Therefore, you should write all context notes using proper grammar (e.g., complete sentences with punctuation) and common language that can be easily understood by students and parents (e.g., spell out acronyms).

Application fees can vary based on program, residency, and level. For full details of application fees visit: <https://www.uab.edu/cost-aid/cost/detailed-tuition-fees>

Institution: University of Alabama at Birmingham (100663)

User ID: P1006631


## Section 1 - Student Charges: Part B - Cost of attendance for full-time, first-time undergraduate students

## Reporting Reminders:

- These data will be made available to the public on College Navigator. If your institution participates in any Title IV programs (Federal Pell Grant, Federal Direct Loan, etc.), all information must be reported.
- For current year amounts: Please enter the amounts below.
- For prior year amounts: Please review the amounts below for accuracy and consistency with your institution's records and edit if needed. These data will be made available to the public on College Navigator.
- Estimates of expenses for books and supplies, food and housing, and other expenses are those from the Cost of Attendance report used by the financial aid office in determining financial need.

Charges for full academic year	2021-22	2022-23	2023-24	2024-25		
<u>Tuition and required fees:</u>					<b>i</b> <u>Tuition Guarantee</u> (check only if applicable to <b>entering students in 2024-25</b> )	Guaranteed increase %
<u>In-district</u>						
Tuition	8,568	8,832	8,832	9,048	<input type="checkbox"/>	
Required fees	0	0	0	<input checked="" type="checkbox"/> 50	<input type="checkbox"/>	
Tuition + fees total	8,568	8,832	8,832	9,098		
<u>In-state</u>						
Tuition	8,568	8,832	8,832	9,048	<input type="checkbox"/>	
Required fees	0	0	0	<input checked="" type="checkbox"/> 50	<input type="checkbox"/>	
Tuition + fees total	8,568	8,832	8,832	9,098		
<u>Out-of-state</u>						
Tuition	20,400	21,216	21,864	22,512	<input type="checkbox"/>	
Required fees	0	0	0	<input checked="" type="checkbox"/> 50	<input type="checkbox"/>	
Tuition + fees total	20,400	21,216	21,864	22,562		
<u>Books and supplies</u>	1,200	1,200	1,200	1,200		
<u>On-campus:</u>						
<u>Food and housing</u>	12,307	13,120	13,590	14,170		
<u>Other expenses</u>	5,555	5,757	5,757	5,781		
Food and housing and other expenses total	17,862	18,877	19,347	19,951		

Off-campus (not with family):						
Food and housing	12,307	14,330	14,580	14,840		
Other expenses	5,555	6,007	6,007	6,031		
Food and housing and other expenses total	17,862	20,337	20,587	20,871		
Off-campus (with family):						
Food and housing				<input checked="" type="checkbox"/>	6,290	
Other expenses	5,555	6,007	6,007		6,031	
Food and housing and other expenses total	5,555	6,007	6,007		12,321	

 You may use the box below to provide additional context for the data you have reported above. Context notes will be posted on the College Navigator website. Therefore, you should write all context notes using proper grammar (e.g., complete sentences with punctuation) and common language that can be easily understood by students and parents (e.g., spell out acronyms).

- ☐ Non-applicable
- ☐ The Cost of Attendance varies by program.
- ☐ The Cost of Attendance or tuition and fee methodology changed from last year.
- ☐ We allow special Cost of Attendance allowance additions for some programs and student categories.
- ☐ Cost of Attendance updates are based on a recent (prior or current year) cost survey.
- ☐ Tuition and fees, and Cost of Attendance components vary by campus location.
- ☐ This is a U.S. Service Academy. All costs are covered, and students receive a stipend in exchange for a U.S. Armed Forces service commitment.
- ☐ First-year students must live on campus.
- ☐ The Tuition and Fees includes the estimated cost of a computer required for all students.
- ☐ The Tuition and Fees includes the cost of books and supplies.
- ☐ The Books and Supplies includes the estimated cost of a computer required for all students.
- ☐ The Cost of Attendance (COA) is based on a weighted average of student living arrangement categories while enrolled.
- ☐ The Cost of Attendance (COA) is based on a weighted average of costs for all students across Title IV eligible programs.

☒ Other

Freshmen are required to live on campus, but we do make exceptions on a case-by-case basis.


Institution: University of Alabama at Birmingham (100663)

User ID: P1006631

## Section 1 - Student Charges: Part C - Tuition and Required Fees by Level (Undergraduate and Graduate [not including Doctor's-Professional practice])

**Data changed on this page cannot be saved and therefore will not be changed in the Winter Collection Periods.***When reporting for graduate students, **do not include** tuition for Doctor's-Professional students. This will be collected separately.*

Average tuition and required fees to all students in each category for the full academic year 2024-25 should be included (not just first-time, full-time undergraduate students).						
Undergraduate students (all)	<u>In-district</u>	Prior year	<u>In-state</u>	Prior year	<u>Out-of-state</u>	Prior year
Full-time						
<u>Tuition</u>	9,048	8,832	9,048	8,832	22,512	21,864
<u>Required fees</u>	50	0	50	0	50	0
Part-time						
<u>Tuition (per credit hour charges)</u>	377	368	377	368	938	911
<u>Required fees</u>	0		0		0	
Graduate students (not including Doctor's-Professional practice)	<u>In-district</u>	Prior year	<u>In-state</u>	Prior year	<u>Out-of-state</u>	Prior year
Full-time						
<u>Tuition</u>	8,640	8,424	8,640	8,424	21,168	20,556
<u>Required fees</u>	0	0	0	0	0	0
Part-time						
<u>Tuition (per credit hour charges)</u>	480	468	480	468	1,176	1,142
<u>Required fees</u>	0		0		0	

 You may use the box below to provide additional context for the data you have reported above. Context notes will be posted on the College Navigator website. Therefore, you should write all context notes using proper grammar (e.g., complete sentences with punctuation) and common language that can be easily understood by students and parents (e.g., spell out acronyms).



Institution: University of Alabama at Birmingham (100663)

User ID: P1006631

## Section 1 - Student Charges: Part D - Tuition and Required Fees by Level (Selected Doctor's-Professional Practice)

**Data changed on this page cannot be saved and therefore will not be changed in the Winter Collection Periods.**

Average tuition and required fees to all students in each category for the full academic year 2024-25 should be included. DO NOT include food and housing charges.		
	In-state	Out-of-state
1. Chiropractic (D.C. or D.C.M.):		
<u>Tuition</u>	<input type="text"/>	<input type="text"/>
<u>Required fees</u>	<input type="text"/>	<input type="text"/>
2. Dentistry (D.D.S. or D.M.D.):		
<u>Tuition</u>	<input type="text" value="32,860"/>	<input type="text" value="76,594"/>
<u>Required fees</u>	<input type="text"/>	<input type="text"/>
3. Medicine (M.D.):		
<u>Tuition</u>	<input type="text" value="33,098"/>	<input type="text" value="62,714"/>
<u>Required fees</u>	<input type="text"/>	<input type="text"/>
4. Optometry (O.D.):		
<u>Tuition</u>	<input type="text" value="30,735"/>	<input type="text" value="54,012"/>
<u>Required fees</u>	<input type="text"/>	<input type="text"/>
5. Osteopathic Medicine (D.O.):		
<u>Tuition</u>	<input type="text"/>	<input type="text"/>
<u>Required fees</u>	<input type="text"/>	<input type="text"/>
6. Pharmacy (Pharm.D.):		
<u>Tuition</u>	<input type="text"/>	<input type="text"/>
<u>Required fees</u>	<input type="text"/>	<input type="text"/>
7. Podiatry (Pod.D., D.P., or D.P.M.):		
<u>Tuition</u>	<input type="text"/>	<input type="text"/>
<u>Required fees</u>	<input type="text"/>	<input type="text"/>
8. Veterinary Medicine (D.V.M.):		
<u>Tuition</u>	<input type="text"/>	<input type="text"/>
<u>Required fees</u>	<input type="text"/>	<input type="text"/>

9. Law (J.D.):			
<u>Tuition</u>		<input type="text"/>	<input type="text"/>
<u>Required fees</u>		<input type="text"/>	<input type="text"/>


Institution: University of Alabama at Birmingham (100663)

User ID: P1006631

## Section 1 - Student Charges: Part E - Food and Housing

**Data changed on this page cannot be saved and therefore will not be changed in the Winter Collection Periods.****What are the typical food and housing charges for a student for the full academic year 2024-25?***If your institution offers food or housing at no charge to students, enter zero.**If you report food and housing separately, leave the combined charge blank. If you report a combined charge, leave the food and housing charges blank.*

<u>Food</u> and <u>Housing</u> charges	Amount	Prior year
<b>i</b> Housing charge (Double occupancy)	<input type="text" value="7,880"/>	8,550
<b>i</b> Food charge (Maximum plan)	<input type="text" value="6,290"/>	6,030
Combined food and housing charge (Answer only if you CANNOT separate food and housing charges.)	<input type="text" value="N/A"/>	

 You may use the box below to provide additional context for the data you have reported above. Context notes will be posted on the College Navigator website. Therefore, you should write all context notes using proper grammar (e.g., complete sentences with punctuation) and common language that can be easily understood by students and parents (e.g., spell out acronyms).

Institution: University of Alabama at Birmingham (100663)

User ID: P1006631

**Section 2 - Financial Aid Data : Part A - Establish Your Student Counts****Part A - Establish Your Student Counts****Instructions:**

In the fields below, report the number of full-time, first-time degree/certificate-seeking undergraduate students enrolled in Fall 2023.

**Reporting Reminders:**

- Part A establishes student counts.
- The numbers on this screen are carried forward to other parts of the Cost survey component and checked for consistency with data reported in other survey components.

		CURRENT REPORTED DATA	PRIOR REPORTED DATA
		Fall 2023	Fall 2022
01	All full-time, first-time degree/certificate-seeking undergraduate students	<input type="text" value="2,057"/>	2,172
02	Of those on line 01, those (paying the lower of in-state or in-district tuition rate) who were awarded grant or scholarship aid from the federal government, state/local government, or the institution	<input type="text" value="1,618"/>	1,779
03	Of those on line 01, those (paying the lower of in-state or in-district tuition rate) who were awarded any <u>Title IV federal student aid</u>	<input type="text" value="1,229"/>	1,260

Institution: University of Alabama at Birmingham (100663)

User ID: P1006631

## Section 2 - Financial Aid Data: Part B - full-time, first-time degree/certificate-seeking undergraduate students

## Part B – Number of full-time, first-time degree/certificate-seeking undergraduate students paying different tuition rates

## Instructions:

- In the fields below, report the number of full-time, first-time degree/certificate-seeking undergraduate students enrolled in Fall 2023 paying the lower of in-state or in-district tuition rate. If your institution does not offer different rates, report all students as paying in-state tuition rates.

Information from Part A		Fall 2023		
01	Full-time, first-time degree/certificate-seeking undergraduate students (This number is carried forward from Part A, Line 01)	2,057		
Full-time, first-time students:		YOUR CURRENT YEAR DATA		YOUR PRIOR YEAR DATA
		Fall 2023		Fall 2022
		Number of students	Percentage of students	Percentage of students
02	<u>paying in-district tuition rates</u>	<input type="text" value="0"/>	0	0
03	<u>paying in-state tuition rates</u>	<input type="text" value="1,792"/>	87	87
04	<u>paying out-of-state tuition rates</u>	<input type="text" value="265"/>	13	13
05	Unknown (calculated value) This value is calculated using the following formula: [Line 01-(Line 02 +Line 03 +Line 04)]	0	0	0

Institution: University of Alabama at Birmingham (100663)

User ID: P1006631


## Section 2 - Financial Aid Data: Part C - full-time, first-time degree/certificate-seeking undergraduate students Awarded Grant & Scholarship Aid

**Part C - Enter Information about full-time, first-time degree/certificate-seeking undergraduate students paying the lower of in-state or in-district tuition rate who were awarded grant or scholarship aid from the following sources: the federal government, state/local government, or the institution**

Reporting Reminders:

- **The information you report in this part will be used in Section 3 to calculate an institutional average net price (ANP)**
- Do not include students who received HEERF grants only.
- For this part, report:
  - **Students:** Full-time, first-time degree/certificate-seeking undergraduate students enrolled in Fall 2023 for the 2023-24 academic year as defined by the institution paying the lower of in-state or in-district tuition rate who were awarded grant or scholarship aid from the following sources: the federal government, state/local government, or the institution (Do not include students awarded only grant or scholarship aid from private or other sources, or students awarded only non-grant aid)
  - **Aid Types:** Grant or scholarship aid from the federal government, state/local government, and/or the institution. (Do not include grant or scholarship aid from private or other sources, parent PLUS loans, federal student loans, private loans, HEERF grants, and/or Federal Work Study amounts)
  - **Award period:** Any time during academic year 2023-24, including cross-over financial aid award periods assigned to the 2023-24 academic year.

Information from Part A:		PRIOR REPORTED DATA Fall 2021	PRIOR REPORTED DATA Fall 2022	CURRENT REPORTED DATA Fall 2023
01	Full-time, first-time degree/certificate-seeking undergraduate students paying the lower of in-state or in-district tuition rate who were awarded grant or scholarship aid from the following sources: the federal government, state/local government, or the institution (This number is carried forward from Part A, Line 02)	1,800	1,779	1,618
Report the number of these students from Part A, Line 02 with the following living arrangements:		PRIOR REPORTED DATA Fall 2021	PRIOR REPORTED DATA Fall 2022	CURRENT REPORTED DATA Fall 2023
02	<u>On-campus</u>	1,535	1,522	1,399
03	<u>Off-campus (with family).</u>	183	145	142
04	<u>Off-campus (not with family).</u>	54	70	55
05	Unknown (calculated) This value is calculated using the following formula: Line 01 - (Line 02 +Line 03 +Line 04)	28	42	22
06	<b>Report the total amount of grant or scholarship aid from the federal government, state/local government, or the institution awarded to these students. Do not include HEERF grants.</b>	Award period 2021-22 17,145,431	Award period 2022-23 18,643,927	Award period 2023-24 16,564,446
07	Average grant or scholarship aid from the federal government, state/local government, or the institution awarded to full-time, first-time degree/certificate undergraduate students (calculated value). This value is calculated using the following formula: Line 06/Line 01	9,525	10,480	10,238

 You may use the box below to provide additional context for the data you have reported above. Context notes will be posted on the College Navigator website. Therefore, you should write all context notes using proper grammar (e.g., complete sentences with punctuation) and common language that can be easily understood by students and parents (e.g., spell out acronyms).

Institution: University of Alabama at Birmingham (100663)

User ID: P1006631

## Section 2 - Financial Aid Data: Part D - full-time, first-time degree/certificate-seeking undergraduate students Awarded Title IV Aid

**Full-time, first-time degree/certificate-seeking undergraduate students paying the lower of in-state or in-district tuition rate awarded any Title IV federal student aid.**

Reporting Reminders:

- **The information you report in this part will be used in Section 3 to calculate an institutional average net price (ANP) by income level.**
- Do not include students who received HEERF grants only.
- For this part, report:
  - **Students:** Full-time, first-time degree/certificate-seeking undergraduate students enrolled Fall 2023 for the 2023-24 academic year as defined by the institution paying the lower of in-state or in-district tuition rate who were awarded any Title IV federal student aid

Information from Part A:		PRIOR REPORTED DATA Fall 2021	PRIOR REPORTED DATA Fall 2022	CURRENT REPORTED DATA Fall 2023
01	Full-time, first-time degree/certificate-seeking undergraduate students paying the lower of in-state or in-district tuition rate who were awarded any Title IV federal student aid (This number is carried forward from Part A, Line 03) Report the number of these students with the following living arrangements:	1,264	1,260	1,229
Report the number of these students from Part A, Line 01 with the following living arrangements:		PRIOR REPORTED DATA Fall 2021	PRIOR REPORTED DATA Fall 2022	CURRENT REPORTED DATA Fall 2023
		2021-22	2022-23	2023-24
02	<u>On-campus</u>	1,074	1,095	1,065
03	<u>Off-campus (with family)</u>	141	112	118
04	<u>Off-campus (not with family)</u>	49	53	46
05	Unknown (calculated) This value is calculated using the formula: [Line 01 - (Line 02 + Line 03 + Line 04)]	0	0	0


Full-Time, First-Time Degree/Certificate Undergraduates Awarded Title IV Aid				
	Number of students awarded any Title IV aid	Of those in Column 1, the <b>number</b> awarded any grant or scholarship aid from the following sources: the federal government, state/local government, or the institution	For those in Column 1, the <b>total</b> <b>amount</b> of grant or scholarship aid awarded from the following sources: the federal government, state/local government, or the institution	<b>1</b> Average amount of federal, state/local, and institutional grant or scholarship aid awarded to students in Column 1
2021-22				
Income level	Col. 1	Col. 2	Col. 3	Col. 4
01 \$0-30,000	426	426	4,957,183	11,637
02 \$30,001-48,000	222	222	2,470,169	11,127
03 \$48,001-75,000	217	210	1,926,464	8,878



04	\$75,001-110,000	<input type="text" value="145"/>	<input type="text" value="124"/>	<input type="text" value="900,763"/>	<input checked="" type="checkbox"/> 6,212
05	\$110,001 and more	<input type="text" value="254"/>	<input type="text" value="218"/>	<input type="text" value="1,756,290"/>	6,915
06	Total all income levels	1,264	1,200	12,010,869	9,502

		Number of students awarded any Title IV aid	Of those in Column 1, the <b>number</b> awarded any grant or scholarship aid from the following sources: the federal government, state/local government, or the institution	For those in Column 1, the <b>total</b> <b>amount</b> of grant or scholarship aid awarded from the following sources: the federal government, state/local government, or the institution	<b>i</b> <b>Average</b> amount of federal, state/local, and institutional grant or scholarship aid awarded to students in Column 1
<b>2022-23</b>					
Income level		Col. 1	Col. 2	Col. 3	Col. 4
01	\$0-30,000	<input type="text" value="410"/>	<input type="text" value="410"/>	<input type="text" value="5,333,964"/>	13,010
02	\$30,001-48,000	<input type="text" value="210"/>	<input type="text" value="209"/>	<input type="text" value="2,509,572"/>	11,950
03	\$48,001-75,000	<input type="text" value="216"/>	<input type="text" value="214"/>	<input type="text" value="2,055,503"/>	9,516
04	\$75,001-110,000	<input type="text" value="168"/>	<input type="text" value="149"/>	<input type="text" value="1,161,418"/>	6,913
05	\$110,001 and more	<input type="text" value="256"/>	<input type="text" value="235"/>	<input type="text" value="1,663,993"/>	6,500
06	Total all income levels	1,260	1,217	12,724,450	10,099

		Number of students awarded any Title IV aid	Of those in Column 1, the <b>number</b> awarded any grant or scholarship aid from the following sources: the federal government, state/local government, or the institution	For those in Column 1, the <b>total</b> <b>amount</b> of grant or scholarship aid awarded from the following sources: the federal government, state/local government, or the institution	<b>i</b> <b>Average</b> amount of federal, state/local, and institutional grant or scholarship aid awarded to students in Column 1
<b>2023-24</b>					
Income level		Col. 1	Col. 2	Col. 3	Col. 4
01	\$0-30,000	<input type="text" value="410"/>	<input type="text" value="410"/>	<input type="text" value="4,908,891"/>	<input checked="" type="checkbox"/> 11,973
02	\$30,001-48,000	<input type="text" value="179"/>	<input type="text" value="178"/>	<input type="text" value="2,263,382"/>	12,645
03	\$48,001-75,000	<input type="text" value="207"/>	<input type="text" value="204"/>	<input type="text" value="1,859,600"/>	8,984
04	\$75,001-110,000	<input type="text" value="144"/>	<input type="text" value="121"/>	<input type="text" value="912,890"/>	6,340
05	\$110,001 and more	<input type="text" value="289"/>	<input type="text" value="226"/>	<input type="text" value="1,603,334"/>	5,548
06	Total all income levels	1,229	1,139	11,548,097	9,396

 You may use the box below to provide additional context for the data you have reported above. Context notes will be posted on the College Navigator website. Therefore, you should write all context notes using proper grammar (e.g., complete sentences with punctuation) and common language that can be easily understood by students and parents (e.g., spell out acronyms).

--

Institution: University of Alabama at Birmingham (100663)

User ID: P1006631

### Section 3 - Average Net Price: Part A - Net Price for full-time, first-time degree/certificate-seeking undergraduate students Awarded Grant & Scholarship Aid


**Part A – Average net price calculation for full-time, first-time degree/certificate-seeking undergraduate students paying the lower of in-state or in-district tuition rate awarded grant or scholarship aid from the federal government, state/local government, or the institution**

**Note:**

- The following average net price (ANP) values are calculated by the IPEDS Data Collection System and based on Cost of Attendance (COA) and selected financial aid information reported in Sections 1 and 2, respectively, of the Cost survey component. For more information about the data your institution reported in Sections 1 and 2, please contact your institution's IPEDS Keyholder.

Cost of attendance components			PRIOR REPORTED DATA	PRIOR REPORTED DATA	CURRENT REPORTED DATA
			2021-22	2022-23	2023-24
01	<u>Tuition</u> and <u>required fees</u> (lower of in-state or in-district tuition rate)		8,568	8,832	8,832
02	<u>Books and supplies</u>		1,200	1,200	1,200
	<u>Food</u> and <u>housing</u> and <u>other expenses</u> by living arrangement				
03		<u>On-campus</u>	17,862	18,877	19,347
04		<u>Off-campus (with family)</u>	5,555	6,007	6,007
05		<u>Off-campus (not with family)</u>	17,862	20,337	20,587
Number of these students by living arrangement			PRIOR REPORTED DATA	PRIOR REPORTED DATA	CURRENT REPORTED DATA
			2021-22	2022-23	2023-24
06		<u>On-campus</u>	1,535	1,522	1,399
07		<u>Off-campus (with family)</u>	183	145	142
08		<u>Off-campus (not with family)</u>	54	70	55
09		Unknown	28	42	22
10	Weighted average for food and housing and other expenses by number of students for each living arrangement (excluding unknown values) See instructions for the formula for this calculation		16,591	17,861	18,203
11	Total cost of attendance This value is calculated using the following formula: [Line 01 + Line 02 + Line 10]		26,359	27,893	28,235
12	Average amount of grant or scholarship aid awarded to these students from the following sources: the federal government, state/local government, and the institution		9,525	10,480	10,238
13	Average institutional <u>net price</u> for these students This value is calculated using the following formula: [Line 11 - Line 12]		16,834	17,413	17,997

As required by the *Higher Education Act of 1965, as amended*, these amounts will be posted on the U.S. Department of Education's College Navigator website and used in the U.S. Department of Education's College Affordability and Transparency Lists.

 You may use the box below to provide additional context for the data you have reported above. Context notes will be posted on the College Navigator website. Therefore, you should write all context notes using proper grammar (e.g., complete sentences with punctuation) and common language that can be easily understood by students and parents (e.g., spell out acronyms).

Institution: University of Alabama at Birmingham (100663)

User ID: P1006631

### Section 3 - Average Net Price: Part B - Net Price for full-time, first-time degree/certificate-seeking undergraduate students Awarded Title IV Aid


#### Net Price Calculation for Full-time, first-time degree/certificate-seeking undergraduate students awarded any Title IV federal student aid.

##### Note:

- The following average net price (ANP) values are calculated by the IPEDS Data Collection System and based on Cost of Attendance (COA) and selected financial aid information reported in Sections 1 and 2, respectively, of the Cost survey component. For more information about the data your institution reported in Sections 1 and 2, please contact your institution's IPEDS Keyholder.

Cost of attendance of components			PRIOR REPORTED DATA	PRIOR REPORTED DATA	CURRENT REPORTED DATA
			2021-22	2022-23	2023-24
01	Tuition and required fees (lower of in-state or in-district tuition rate)		8,568	8,832	8,832
02	Books and supplies		1,200	1,200	1,200
Food and housing and other expenses by living arrangement					
03		On-campus	17,862	18,877	19,347
04		Off-campus (with family).	5,555	6,007	6,007
05		Off-campus (not with family).	17,862	20,337	20,587
Number of these students by living arrangement			PRIOR REPORTED DATA 2021-22	PRIOR REPORTED DATA 2022-23	CURRENT REPORTED DATA 2023-24
06		On-campus	1,074	1,095	1,065
07		Off-campus (with family).	141	112	118
08		Off-campus (not with family).	49	53	46
09		Unknown	0	0	0
10	Weighted average for food and housing and other expenses by number of students for each living arrangement (excluding unknown values) See instructions for the formula for this calculation		16,489	17,794	18,113
11	Total cost of attendance This value is calculated using the following formula: [G01+G02+G10]		26,257	27,826	28,145
12	Average amount of grant or scholarship aid awarded to these students from the following sources: the federal government, state/local government, and the institution				
13		\$0-30,000	11,637	13,010	11,973
14		\$30,001-48,000	11,127	11,950	12,645

15		\$48,001-75,000	8,878	9,516	8,984
16		\$75,001-110,000	6,212	6,913	6,340
17		\$110,001 and more	6,915	6,500	5,548
18		Total all income levels	9,502	10,099	9,396
Average institutional <u>net price</u> for full-time, first-time degree/certificate-seeking undergraduate students (paying the lower of in-state or in-district tuition rate) who were awarded any Title IV federal student aid by income level. This value is calculated using the following formula: [Line 11-(Line 13 through 18, respectively)]					
19		\$0-30,000	14,620	14,816	16,172
20		\$30,001-48,000	15,130	15,876	15,500
21		\$48,001-75,000	17,379	18,310	19,161
22		\$75,001-110,000	20,045	20,913	21,805
23		\$110,001 and more	19,342	21,326	22,597
24		Total all income levels	16,755	17,727	18,749
As required by the <i>Higher Education Act of 1965, as amended</i> , these amounts will be posted on the U.S. Department of Education's College Navigator website.					

 You may use the box below to provide additional context for the data you have reported above. Context notes will be posted on the College Navigator website. Therefore, you should write all context notes using proper grammar (e.g., complete sentences with punctuation) and common language that can be easily understood by students and parents (e.g., spell out acronyms).

Institution: University of Alabama at Birmingham (100663)

User ID: P1006631

**Prepared by****Prepared by**

## Reporting Reminders:

- The name of the preparer is being collected so that we can follow up with the appropriate person in the event that there are questions concerning the data.
- The Keyholder will be copied on all email correspondence to other preparers.
- The time it took to prepare this component is being collected so that we can continue to improve our estimate of the reporting burden associated with IPEDS.
- Please include in your estimate the time it took for you to review instructions, query and search data sources, complete and review the component, and submit the data through the Data Collection System.
- Thank you for your assistance.

This survey component was prepared by:			
<input type="radio"/>	Keyholder	<input checked="" type="radio"/>	SFA Contact
<input type="radio"/>	Finance Contact	<input type="radio"/>	Academic Library Contact
		<input type="radio"/>	HR Contact
		<input type="radio"/>	Other
Name:	<input type="text" value="Helen McIntyre"/>		
Email:	<input type="text" value="hmcintyre@uab.edu"/>		

How many staff from your institution only were involved in the data collection and reporting process of this survey component?	
<input type="text" value="3.00"/>	Number of Staff (including yourself)

How many hours did you and others from your institution only spend on each of the steps below when responding to this survey component? <i>Exclude the hours spent collecting data for state and other reporting purposes.</i>				
Staff member	Collecting Data Needed	Revising Data to Match IPEDS Requirements	Entering Data	Revising and Locking Data
Your office	<input type="text" value=""/> hours	<input type="text" value=""/> hours	<input type="text" value="1.00"/> hours	<input type="text" value="0.25"/> hours
Other offices	<input type="text" value="3.00"/> hours	<input type="text" value="2.00"/> hours	<input type="text" value="0.25"/> hours	<input type="text" value=""/> hours

Institution: University of Alabama at Birmingham (100663)

User ID: P1006631

## Summary

### Cost I Component Summary

The purpose of this summary is to provide you an opportunity to view some of the data that, when accepted through the IPEDS quality control process, will appear on the [College Navigator](#) website and/or your institution's Data Feedback Report (DFR). In addition, all data reported in IPEDS survey components become publicly available through the [IPEDS Use the Data](#) and appear as aggregated statistics in various Department of Education reports. [College Navigator](#) is updated approximately three months after the data collection period closes and DFRs will be available through the [IPEDS Use the Data](#) and sent to your institution's CEO at the end of 2025.

Please review your data for accuracy. If you have questions about the data displayed below or after reviewing the data reported on the survey screens, please contact the IPEDS Help Desk at: 1-877-225-2568 or [ipedshelp@rti.org](mailto:ipedshelp@rti.org).

GENERAL INFORMATION	
Reporter Type	Academic
Calendar System	Semester
Award Levels Offered	Postsecondary awards, certificates, or diplomas of 300-899 clock hours... Postsecondary awards, certificates, or diplomas of at least 900 clock hours but less than 1,800 clock hours... Bachelor's degree Postbaccalaureate certificate Master's degree Post-master's certificate Doctor's degree - research/scholarship Doctor's degree - professional practice Full-time Undergraduate
Levels of Enrollment Offered	Full-time First-time, degree/certificate-seeking Undergraduate Full-time Graduate (not including doctor's professional) Part-time Undergraduate Part-time First-time, degree/certificate-seeking Undergraduate Part-time Graduate (not including doctor's professional) Doctor's degree - professional practice programs
System	The University of Alabama System

PRICING INFORMATION			
Alternative Tuition Plans		Tuition payment plan	
Promise program		Yes	
Full-time Undergraduate Tuition and Fees			
	Average full-time undergraduate student tuition and fees for academic year 2024-25	Tuition	Fees
	In-state	9,048	50
	Out-of-state	22,512	50
Full-time Graduate Tuition and Fees			



	Average full-time graduate student tuition and fees for academic year 2024-25	Tuition		Fees	
	In-state	8,640		0	
	Out-of-state	21,168		0	
First-time, Full-time Undergraduate Cost of Attendance					
	Estimated expenses for academic year	2021-22	2022-23	2023-24	2024-25
	In-state tuition and fees	8,568	8,832	8,832	9,098
	Out-of-state tuition and fees	20,400	21,216	21,864	22,562
	Books and supplies	1,200	1,200	1,200	1,200
	On-campus food and housing	12,307	13,120	13,590	14,170
	On-campus other expenses	5,555	5,757	5,757	5,781
	Off-campus food and housing	12,307	14,330	14,580	14,840
	Off-campus other expenses	5,555	6,007	6,007	6,031
	Off-campus with family food and housing				6,290
	Off-campus with family other expenses	5,555	6,007	6,007	6,031

Average Net Price				
		2021-22	2022-23	2023-24
Average institutional net price for Full-time, first-time degree/certificate-seeking undergraduate students paying the lower of in-state or in-district tuition rate for public institutions who were awarded grant or scholarship aid from the federal government, state/local government, or the institution		16,834	17,413	17,997
Average institutional net price for full-time, first-time degree/certificate-seeking undergraduate students paying the lower of in-state or in-district tuition rate for public institutions who were awarded any Title IV federal student aid by income level.				
	\$0-30,000	14,620	14,816	16,172
	\$30,001-48,000	15,130	15,876	15,500
	\$48,001-75,000	17,379	18,310	19,161
	\$75,001-110,000	20,045	20,913	21,805
	\$110,001 and more	19,342	21,326	22,597
	Total all income levels	16,755	17,727	18,749

Institution: University of Alabama at Birmingham (100663 )

User ID: P1006631

[Edit Report](#)

## Cost II

Source	Description	Severity	Resolved	Options
Screen: Section 1 - Student Charges: Part B - Cost of attendance for full-time, first-time undergraduate students				
Screen Entry	This value is expected to be within 40% of the prior year amount. Please correct your data or explain. (Error #11304)	Explanation	Yes	
Reason	These required fees were not included in the prior year amount.			
Screen Entry	This value is expected to be within 40% of the prior year amount. Please correct your data or explain. (Error #11304)	Explanation	Yes	
Reason	These required fees were not included in the prior year amount.			
Screen Entry	This value is expected to be within 40% of the prior year amount. Please correct your data or explain. (Error #11304)	Explanation	Yes	
Reason	These required fees were not included in the prior year amount.			
Screen Entry	For students living Off-Campus (with family), any charges reported for food and housing are expected to be small, as it is assumed that students living at home with parents will be responsible for minimal food and housing costs. Please review your student financial aid budget(s), and if this amount is determined to be correct, please provide an explanation for the value reported. Otherwise, please revise your data. (Error #11564)	Explanation	Yes	
Reason	\$6,290 is the 24-25 cost of the Meal Plan and Dining Fee.			
Screen: Section 2 - Financial Aid Data: Part D - full-time, first-time degree/certificate-seeking undergraduate students Awarded Title IV Aid				
Screen Entry	The calculated average amount of grant or scholarship aid awarded to FTFT awarded Title IV Aid students from the federal government, state/local government, or the institution for this income level is smaller than expected in comparison with the other income levels. Please check the values reported for the number of these students who were awarded any Title IV aid (Col. 1) and the total amount of grant or scholarship aid awarded to them (Col. 3) and correct your data or explain the discrepancy. (Error #7317)	Explanation	Yes	
Reason	Additional grant funding was available in the previous year, and state grants for the current year were received after the census date, which explains why the calculated average amount of grant or scholarship aid awarded to FTFT Title IV Aid recipients from the federal government, state/local government, or the institution for this income level is smaller than expected by IPEDS in comparison to other income levels.			
Screen Entry	The calculated average amount of grant or scholarship aid awarded to FTFT awarded Title IV Aid students from the federal government, state/local government, or the institution for this income level is smaller than expected in comparison with the other income levels. Please check the values reported for the number of these students who were awarded any Title IV aid (Col. 1) and the total amount of grant or scholarship aid awarded to them (Col. 3) and correct your data or explain the discrepancy. (Error #7317)	Explanation	Yes	

Reason	In the comparative year, students in this income level received additional grant funds, which explains why the calculated average amount of grant or scholarship aid awarded to FTFT Title IV Aid recipients from the federal government, state/local government, or the institution for this income level is smaller than expected by IPEDS in comparison to other income levels.
--------	--