



2024-2025 FACTS & FIGURES

UAB The University of
Alabama at Birmingham.

FACTS & FIGURES 2024-2025

45th Edition | June 2025

Office of Institutional Effectiveness and Analysis

UNIVERSITY OF ALABAMA AT BIRMINGHAM

BIRMINGHAM, ALABAMA 35294-0104

(205) 934-2384

www.uab.edu/institutionaleffectiveness



The Office of Institutional Effectiveness and Analysis is pleased to present Facts & Figures 2024-2025. This is the 45th edition of the UAB factbook, the 27th edition available electronically on the web. Facts & Figures is compiled by the Office of Institutional Effectiveness and Analysis but reflects contributions from offices all over campus. We remain grateful for our contributors' continued assistance.

Facts & Figures can be easily accessed electronically via the Office of Institutional Effectiveness and Analysis website uab.edu/institutionaleffectiveness.

Our objective with this factbook is to produce a useful and usable resource for a variety of information needs. Therefore, we welcome and appreciate your comments and suggestions to IEA@uab.edu about the content of *Facts & Figures*.

GENERAL INFORMATION

- 6** UAB Strategic Plan Overview
- 8** The Board of Trustees of The University of Alabama
- 9** UAB Administration
- 11** UAB Organizational Structure
- 12** Academic Departments and Chairs
- 14** Significant Dates for UAB
- 15** UAB Presidents
- 16** Honorary UAB Degrees Conferred
- 17** President's Medal and Distinguished Alumnus Awards
- 18** Program Accreditation
- 20** Residency and Subspecialty Training Programs at UAB Hospital
- 22** UAB Hospital Statistical Highlights, 2023-2024
- 23** Libraries Statistical Highlights, Fiscal Year 2024
- 24** Research, Commercialization and Economic Development
- 25** Athletics

STUDENT INFORMATION

- 27** Student Data, Fall 2024
- 28** Headcount Enrollment Report, Fall 2024
- 29** » Headcount Enrollment, Fall 1969-Fall 2024
- 30** » Previous Year Comparison by School, Fall 2024
- 31** » Enrollment by School and Level, Fall 2024
- 32** » Full-time and Part-time by Race and Gender, Fall 2024
- 33** » Enrollment by Race and Level, Fall 2020-Fall 2024
- 34** Student Demographics, Fall 2024
- 35** » Undergraduate
- 36** » First-Time Freshman
- 38** » Entering Undergraduate Transfer Students
- 40** » Graduate
- 41** » DMD, MD, OD
- 42** Five-Year Enrollment by Source (Origin), Fall 2020-Fall 2024
- 43** Enrollment by Source (Origin), Fall 2024
- 44** » Alabama Counties, Fall 2024
- 45** » U.S. States, Fall 2024
- 46** Enrollment by School and Program Status, Fall 2020-Fall 2024
- 47** Enrollment by Student Level and Classification, Fall 2020-2024
- 48** Full-time and Part-time Enrollment by Gender, Fall 2020-Fall 2024
- 49** Credit Hour by School, Previous Year Comparison, Fall 2024
- 50** Credit Hour Production, Fall 2024
- 51** Credit Hour by School, 2019-2020 through 2023-2024
- 53** Degrees & Certificates Offered at UAB
- 57** Total Degrees and Certificates Offered
- 58** Degrees Awarded, 2014-2015 through 2023-2024
- 59** Degrees Awarded by School, 2019-2020 through 2023-2024
- 61** Degrees Conferred, July 1, 1969-June 30, 2024
- 62** » UAB Degrees Conferred by Award Level and School
- 63** Retention and Graduation Rates, 2013-2023
- 64** Required Student Tuition and Fees, Fall 2024
- 65** Student Aid Funds Available, 2019-2020 through 2023-2024
- 66** Full-time Baccalaureate-Seeking Freshman Cohorts, 2014-2024

FACULTY AND STAFF

- 68** Work Force, Fall 2024
- 69** Work Force by Full-time and Part-time, Fall 2024
- 70** Work Force by Job Category, Fall 2024
- 71** Work Force by Area, Fall 2020-Fall 2024
- 72** Work Force by Status, Fall 2020-Fall 2024
- 73** Work Force by EEO Category, Fall 2020-Fall 2024
- 74** Work Force by Area, Status, Gender and Job Category, Fall 2020-Fall 2024
- 75** Full-Time Work Force, Fall 2020-Fall 2024
Total Payroll by Calendar Year, 2020-2024
- 76** Full-time Faculty by Rank, Gender and Tenure Status, Fall 2024
- 77** Highest Degrees of Full-time Faculty by School and Rank, Fall 2024
- 78** Endowed Positions at UAB
- 82** Faculty Awards and Honors

FINANCIAL AND PHYSICAL RESOURCES

- 89** Selected Financial Highlights, Fiscal Year 2022 through 2024
- 90** Financial Profile, Fiscal Year 2024 Actual
- 92** State Funding Fiscal Year 1968-Fiscal Year 2024
- 94** Sponsored Project Expenditures,
Fiscal Year 2020 - Fiscal Year 2024
- 95** Grants, Contracts Awarded, Fiscal Year 2024
Research Expenditures, Fiscal Year 2015 to Fiscal Year 2024
- 96** Building Summary, Fall 2024
- 99** Space by Funding Unit, 2005 - 2024
Funding Sources
Capitalized Expenditures, Fiscal Year 1969 - Fiscal Year 2024
- 100** Space Distribution, as of September 30, 2024



2024-2025 FACTS & FIGURES

GENERAL INFORMATION



UAB STRATEGIC PLAN OVERVIEW



UAB's strategic plan for 2024-2028, Forging Ahead, outlines our mission, vision, values, peers, foundations and pillars, as well as institutional goals and strategies to achieve them, and measurements of success. It also provides a guide and framework for each school, college and unit across the enterprise to update localized strategic plans.

VISION

UAB is a world-class research university and academic health system committed to understanding and improving the human experience.

MISSION

UAB enriches society and improves health and well-being through transformational educational experiences, groundbreaking research, innovation and entrepreneurship, community engagement, and world-class patient care while serving our UAB, local and global communities.

SHARED VALUES

We CARE

Collaborate:

Work as a team for the greater good.

Act with integrity:

Be accountable and always do the right thing.

Respect all:

Champion diversity and opportunities for all, with civility.

Excel:

Innovate and strive for excellence in everything we do.



UAB STRATEGIC PLAN MISSION PILLARS

EDUCATION



Prepare UAB's student body to become healthy, engaged global citizens and leaders by providing a world-class, socially conscious education.

STRATEGIC OBJECTIVES:

1. Enroll, retain and graduate a high-achieving, diverse student body of global and local citizens empowered to think critically and act civically and professionally at UAB and beyond.
2. Recruit, develop and retain a diverse faculty and staff to lead, teach and support UAB's innovative educational programs.
3. Provide innovative and experiential curriculum and co-curricular experiences through "Blazer Core" that places community and connection at the heart of education.
4. Engage students, faculty and staff in UAB's emphasis on health and well-being.

RESEARCH, INNOVATION & ECONOMIC DEVELOPMENT



Empower innovative research, scholarship and creative activities that drive knowledge and job creation focused on improving society.

STRATEGIC OBJECTIVES:

1. Enhance UAB's institutional culture of collaboration and innovation.
2. Drive research and innovation across the enterprise.
3. Improve society through processes and products.
4. Expand UAB's economic impact on the state.

COMMUNITY ENGAGEMENT



Engage with UAB and external communities in meaningful and mutually beneficial collaborations that contribute to the public good.

STRATEGIC OBJECTIVES:

1. Enhance the climate for student community engagement.
2. Enhance the climate for faculty and staff community engagement.
3. Build an educated citizenry and workforce.
4. Support and maintain the UAB Grand Challenge program, "Live HealthSmart Alabama," and its goals to improve the health of all Alabamians and serve as a model for the United States and beyond.

PATIENT CARE



Provide the highest-quality patient-centered integrative care and translate discoveries into revolutionary therapies.

STRATEGIC OBJECTIVES:

1. Improve patient access and satisfaction through integration of clinical services and preventive care across UAB's health care delivery entities.
2. Invest in signature treatments that will be delivered through recognized flagship programs.
3. Develop infrastructure to ensure statewide access to telehealth services.

THE BOARD OF TRUSTEES OF THE UNIVERSITY OF ALABAMA

The Honorable Kay E. Ivey
Governor of Alabama
(*Ex officio*)

TRUSTEES (by Congressional district)

FIRST

Harris V. Morrisette, Mobile
Angus R. Cooper III, Mobile

SECOND

Mike Brock, Montgomery
W. Davis Malone III, Dothan

THIRD

J. Steven Roy, Alexander City
Kenneth Vandervoort MD, Anniston

FOURTH

Evelyn VanSant Mauldin MD, Florence
Scott M. Phelps, Tuscaloosa
(*President pro tempore*)

FIFTH

Ronald W. Gray, Huntsville
Jeff Gronberg, Huntsville

SIXTH

Myla E. Calhoun, Birmingham
O.B. Grayson Hall Jr., Birmingham

SEVENTH

Karen Phifer Brooks, Tuscaloosa
Barbara Humphrey, Birmingham
Kenneth O'Neal Simon, Birmingham

TRUSTEES EMERITI

Paul W. Bryant Jr., Tuscaloosa
Angus R. Cooper II, Mobile
John England Jr., Tuscaloosa
Joseph C. Espy III, Montgomery
Joseph L. Fine, Montgomery
Sandra Hullett, MD, Eutaw
Andria S. Hurst, Birmingham
John D. Johns, Birmingham
Peter L. Lowe, Huntsville
John J. McMahon Jr., Birmingham
John T. Oliver Jr., Jasper
William "Britt" Sexton, Decatur
Finis E. St. John IV, Cullman
Cleophus Thomas Jr., Anniston
John Russell Thomas, Alexander City
Marietta M. Urquhart, Mobile

CHANCELLOR

Sid J. Trant

GENERAL COUNSEL

John Daniel, Interim

UAB ADMINISTRATION



DR. RAY L. WATTS
President



DR. JANET WOODRUFF-BORDEN
Senior Vice President for
Academic Affairs and Provost



DR. ANUPAM AGARWAL
Senior Vice President
for Medicine and Dean,
Heersink School of Medicine



JIM BAKKEN
Chief Communications Officer



TOM BRANNAN
Senior Vice President for
Advancement and
Strategic Initiatives



DR. CHRIS S. BROWN
Vice President for Research



DAWN BULGARELLA
Chief Executive Officer,
UAB Health System,
UAB/Ascension
St. Vincent's Alliance



KATIE CRENSHAW
Chief Risk and Compliance
Officer, Interim Vice President
for Administration



STEPHANIE MULLINS
Vice President for Strategic
Initiatives, Vice President
for Finance



DR. CURT A. CARVER JR
Vice President for
Information Technology/
Chief Information Officer



DR. PAULETTE DILWORTH
Vice President for
Access & Engagement



DR. JOHN R. JONES III
Vice President for Student
Affairs



ROSIE O'BEIRNE
Chief Digital Strategy
and Marketing Officer

UAB ADMINISTRATION


ACADEMIC UNIT (ESTABLISHMENT DATE)	DEAN/ADMINISTRATOR
COLLAT SCHOOL OF BUSINESS (1971)¹	Christopher L. Shook, PhD, Dean
COLLEGE OF ARTS AND SCIENCES (2010)	Kecia M. Thomas, PhD, Dean
SCHOOL OF DENTISTRY (1945)	Nicolaas Geurs, DDS, MS, Dean
SCHOOL OF EDUCATION AND HUMAN STUDIES (1971)⁴	Teresa Taber Doughty, PhD, Dean
SCHOOL OF ENGINEERING (1971)	Jeffrey Holmes, MD, PhD, Dean
SCHOOL OF HEALTH PROFESSIONS (1969)	Andrew J. Butler, MPT, MBA, PhD, Dean
HEERSINK SCHOOL OF MEDICINE (1945)²	Anupam Agarwal, MD, Senior Vice President/Dean
SCHOOL OF NURSING (1967)²	Maria R. Shirey, PhD, MBA, RN, NEA-BC, ANEF, FACHE, FAAN, Dean
SCHOOL OF OPTOMETRY (1969)	Kelly K. Nichols, OD, MPH, PhD, FAAO, Dean
SCHOOL OF PUBLIC HEALTH (1981)	Paul C. Erwin, MD, DrPH, Dean
GRADUATE SCHOOL (1970)	David Schneider, PhD, Interim Dean
HONORS COLLEGE (2011)	Shannon Blanton, PhD, Dean
UAB LIBRARIES (1945 & 1973)³	Kasia Gonnerman, MA, MLS, Dean
UAB UNIVERSITY HOSPITAL (1945)	Toni Leeth, MPH, Chief of Staff

¹ The School of Business was renamed to the Collat School of Business in 2013.

² The School of Medicine and School of Nursing moved to Birmingham from Tuscaloosa.

³ Lister Hill Library of Health Sciences was established in 1945. Mervyn H. Sterne Library was established in 1973. In 2014, an inaugural dean was appointed to provide leadership and combine resources of both libraries.

⁴ The School of Education was renamed the School of Education and Human Sciences in 2024.



11

UAB ACADEMIC DEPARTMENTS AND CHAIRS

COLLEGE OF ARTS AND SCIENCES

African American Studies	Kay Morgan, PhD
Anthropology	Lisa Gezon, PhD
Art and Art History	Richard C. Gere, MFA
Biology	Yogesh Vohra, PhD, Interim
Chemistry	Richard A. Dluhy, PhD
Communication Studies	Rajesh Kana, PhD, Interim
Computer & Information Sciences	Yulian Zheng, PhD
Criminal Justice	Kent Kerley, PhD
English	Matthew Pangborn, PhD
History	Walter Ward, PhD, Interim
Mathematics	Milena Stanislavova, PhD
Music	Patrick Evans, DM, MM
Philosophy	Kevin McCain, PhD
Physics	Ilias E. Perakis, PhD
Political Science & Public Administration	Robert Blanton, PhD
Psychology	Chris Henrich, PhD
Social Work	Ronald Pitner, PhD, ACSW
Sociology	Verna M. Keith, PhD
Theatre	Kelly Dean Allison, MFA
World Languages & Literatures	Julian Arribas, PhD

COLLAT SCHOOL OF BUSINESS

Accounting and Finance	Arline Savage, PhD
Management, Information Systems and Quantitative Methods	Barbara Wech, PhD, Interim
Marketing, Industrial Distribution and Economics	Joshua Robinson, PhD, Interim

SCHOOL OF DENTISTRY

Clinical and Community Services	Gregg H. Gilbert, DDS
Endodontics	Ashraf Fouad, DDS, MS
Oral and Maxillofacial Surgery	Patrick Louis, DDS, MD
Orthodontics	Chung H. Kau, BDS, MScD
Pediatric Dentistry	Janice Jackson, DMD
Periodontology	Mia Geisinger, DDS, Interim
Restorative Services	Chin-Chuan Fu, DDS

SCHOOL OF EDUCATION AND HUMAN STUDIES

Curriculum and Instruction	Kathleen Clark, PhD
Human Studies	Retta Evans, PhD

SCHOOL OF ENGINEERING

Biomedical Engineering¹	Jay Zhang, MD, PhD
Civil, Construction and Environmental Engineering	Avi Unnikrishnan, PhD
Electrical and Computer Engineering	Leon Jololian, PhD
Materials Science and Engineering	Kathy Lu, PhD
Mechanical Engineering	Kathy Lu, PhD

SCHOOL OF HEALTH PROFESSIONS

Clinical & Diagnostic Sciences	Floyd Josephat, EdD, Interim
Health Services Administration	Jane Banaszak-Holl, PhD
Nutrition Sciences²	Barbara Gower, PhD
Occupational Therapy	Gavin R. Jenkins, PhD
Physical Therapy	David M. Morris, PhD

JOINT HEALTH SCIENCES²

Biochemistry and Molecular Genetics	David Bedwell, PhD
Cell, Developmental and Integrative Biology	Bradley K. Yoder, PhD
Genetics	Anindya Dutta, PhD
Microbiology	J. Victor Garcia-Martinez, PhD
Neurobiology	Craig Powell, PhD
Pathology	Cristina Magi-Galluzzi, MD, PhD
Pharmacology and Toxicology	Teresa Wilborn, PharmD, PhD, Interim

¹ Joint with the School of Medicine.

² Joint with the Schools of Dentistry, Health Professions, and Medicine.

Valid as of May 1, 2025.

UAB ACADEMIC DEPARTMENTS AND CHAIRS

HEERSINK SCHOOL OF MEDICINE

Anesthesiology	Daniel Berkowitz, MD
Dermatology	Boni Elewski, MD
Emergency Medicine	Maire-Carmelle Elie, MD
Family and Community Medicine	Irfan Asif, MD
Medical Education	Craig J. Hoesley, MD
Medicine	Mark Dransfield, MD, Interim
Neurology	David G. Standaert, MD, PhD
Neurosurgery	James M. Markert, MD, MPH
Obstetrics and Gynecology	Warner Huh, MD
Ophthalmology	Brian C. Samuels, MD, PhD
Otolaryngology	Justin Turner, MD
Orthopaedics	Steven M. Theiss, MD
Pediatrics	Yung Lau, MD
Physical Medicine and Rehabilitation	Vu Nguyen, MD, MBA
Psychiatry and Behavioral Neurobiology	Adrienne C. Lahti, MD
Radiation Oncology	James A. Bonner, MD
Radiology	Srini Tridandapani, MD, PhD, MBA, Interim
Surgery	Herbert Chen, MD
Urology	Thomas Chi, MD

SCHOOL OF NURSING

Acute, Chronic and Continuing Care	Allison Shorten, PhD
Family Community and Health Systems	Curry Bordelon, PhD, Interim

SCHOOL OF OPTOMETRY³

Optometry and Vision Sciences³	Adam Gordon, OD, MPH, FFAO
--	----------------------------

SCHOOL OF PUBLIC HEALTH

Biostatistics	Jeffery M. Szychowski, PhD
Environmental Health Sciences	Jeffrey Wickliffe, MD
Epidemiology	Cora E. Lewis, MD
Health Behavior	Suzanne Judd, PhD, Interim
Health Care Organization and Policy	Martha Wingate, PhD

¹ Joint with the School of Medicine.

² Joint with the Schools of Dentistry, Health Professions, and Medicine.

³ The UAB School of Optometry does not have formal chairs for its departments, as is common in most schools of optometry. Rather, several associate deans serve the various needs of the faculty and academic programs (both professional and graduate).

SIGNIFICANT DATES FOR UAB

1821	Board of Trustees of the University of Alabama created by the General Assembly	1984	University of Alabama in Birmingham became University of Alabama at Birmingham
1936	Extension Center of the University of Alabama opened in Birmingham	1987	Dr. Charles A. McCallum named third president
1945	School of Medicine moved from Tuscaloosa to Birmingham and became a four-year school	1987	School of Community and Allied Health became School of Health Related Professions
1945	Jefferson and Hillman Hospitals combined to serve as the teaching hospital for the School of Medicine	1988	School of Humanities became School of Arts and Humanities
1949	School of Dentistry, with Dr. Joseph F. Volker as dean, enrolled its first class	1989	UAB exceeded \$100 million in active grants and contracts
1955	First Ph.D. earned on the Birmingham campus	1989	Use of the designation "University College" discontinued
1958	Campus expansion began with acquisition of approximately 8.5 blocks (60 acres) from the Birmingham Housing Authority	1990	50,000th degree awarded by UAB
1966	Extension Center in Birmingham became the University of Alabama in Birmingham, one of three campuses of the University of Alabama	1992	UAB's outpatient services moved to the newly constructed Kirklin Clinic
1966	College of General Studies established	1993	Dr. J. Claude Bennett named fourth president
1966	School of Health Services Administration established	1994	UAB acquired Walker College, which became known as UAB Walker College
1967	School of Nursing moved from Tuscaloosa to Birmingham	1995	Certificate-level, junior college linkage programs (Regional Technical Institute) in the School of Health Related Professions phased out
1969	UAB became an autonomous campus with Dr. Joseph F. Volker as its first president	1995	Academic units reorganized under provost
1969	School of Community and Allied Health Resources established by the Alabama Legislature and Regional Technical Institute established for health occupations training	1995	UAB Health System established
1969	School of Optometry established	1995	UAB exceeded \$200 million in active grants and contracts
1970	Graduate School established	1997	Mr. Paul Hardin named interim president
1970	First degrees awarded by UAB	1997	Dr. W. Ann Reynolds named fifth president
1971	College of General Studies reorganized as University College with Schools of Business, Education, Engineering, and Arts and Sciences	1998	Relationship terminated between UAB and UAB Walker College
1973	School of Arts and Sciences restructured into Schools of Humanities, Natural Sciences and Mathematics, and Social and Behavioral Sciences	1999	UAB launched the public phase of a \$250 million capital campaign, the largest capital campaign in the history of the state, goal was later raised to \$350 million Southern Research Institute affiliated with UAB
1975	Funds appropriated by Legislature for the purchase of approximately 30 blocks (140 acres) of Urban Renewal lands for UAB expansion	2000	UAB exceeded \$300 million in active grants and contracts
1976	Dr. Joseph F. Volker appointed first chancellor of the University of Alabama System	2001	UAB moved to a semester academic calendar
1977	Dr. S. Richardson Hill Jr. named second president	2002	University of Alabama Board of Trustees approved an affiliation agreement between the UAB Health System and Bessemer Carraway Medical Center Dr. Malcolm Portera, Chancellor of the University of Alabama System, named interim president Dr. Carol Z. Garrison named sixth president
1981	School of Public Health established	2003	Capital campaign officially ends on December 31, having raised \$388.7 million for UAB

SIGNIFICANT DATES FOR UAB

2006	School of Health Related Professions became School of Health Professions
2007	Degrees awarded by UAB surpassed 100,000
2010	Schools of Arts and Humanities, Education, Natural Sciences and Mathematics, and Social and Behavioral Sciences merged and realigned as the College of Arts and Sciences UAB Women and Infants Center opened to patients UAB Highlands became part of UAB Hospital
2012	Dr. Richard B. Marchase named interim president School of Education established as separate school from the College of Arts and Sciences
2013	Dr. Ray L. Watts named seventh president
2013	UAB School of Business named Collat School of Business UAB launched the public phase of a \$1 billion capital campaign
2014	Inaugural deans appointed for Honors College and UAB Libraries
2015	UAB welcomed its highest performing freshman class ever, with an average ACT of 25 (top 21% nationally)
2016	On Jan. 15, UAB opened the state-of-the-art Hill Student Center
2017	Fall 2016 enrollment was highest in UAB history at 19,535, including the largest freshman class ever (2,021) For the second straight year, fall enrollment broke new records, rising 7 percent for Fall 2017 to 20,902 UAB's annual economic impact reaches \$7.15 billion in a new report from TrippUmbach
2018	Fall 2018 enrollment set a record for the third straight year, reaching 21,923 in Fall 2018; research funding also set a new record, surpassing \$500 million for the first time UAB is named the Top Young University in the nation and 10th globally in the Times Higher Education World University Rankings The Campaign for UAB surpasses its \$1 billion goal, successfully completing the largest fundraising campaign in school history; a record-setting \$30 million gift named the O'Neal Comprehensive Cancer Center at UAB
2019	UAB celebrates its 50th anniversary since becoming an independent university in the University of Alabama System in 1969 Research funding surpassed \$600 million for the first time, with Fall 2019 enrollment also setting a record for the fourth straight year
2020	Research funding sets new record at \$638 million despite global pandemic; Fall 2020 enrollment sets record for fifth straight year UAB named America's No. 1 Best Large Employer by Forbes

2021	UAB enrolls largest first-time freshman cohort in history and research funding reaches another record: \$648 million, up 43% over the past five years. A transformative \$95 million lead gift, the largest in university history, establishes the UAB Marnix E. Heersink School of Medicine
2022	UAB hosts several competitions and the Athletes Village for The World Games 2022 from July 7 to 17, 2022 UAB's annual economic impact reaches \$12.1 billion in a new report from TrippUmbach, which states that "UAB is the most significant single contributor to the Alabama economy and the leading generator of jobs." The university's economic impact rose dramatically compared with past reports, growing from \$4.6 billion in 2008 and \$7.15 billion in 2016.
2023	Blazer Core Curriculum introduced Research funding sets a new record of \$774.5 million; in July, President Watts announced the Research Strategic Initiative: Growth with Purpose.
2024	UAB Health System Authority acquires Ascension St. Vincent's, which becomes UAB St. Vincent's. The acquisition brings UAB to more than 35,000 employees. UAB debuts refreshed visual identity and unified brand featuring an updated primary logo that is shared for the first time across the university, medicine and athletics.

UAB PRESIDENTS

1969-1976	Dr. Joseph F. Volker
1977-1987	Dr. S. Richardson Hill Jr.
1987-1993	Dr. Charles A. McCallum
1993-1996	Dr. J. Claude Bennett
1997	Mr. Paul Hardin (Interim)
1997-2002	Dr. W. Ann Reynolds
2002	Dr. Malcolm Portera (Interim)
2002-2012	Dr. Carol Z. Garrison
2012-2013	Dr. Richard B. Marchase (Interim)
2013-PRESENT	Dr. Ray L. Watts

HONORARY UAB DEGREES CONFERRED

NAME	DATE CONFERRED ¹	DEGREE	NAME	DATE CONFERRED ¹	DEGREE
Champ Lyons	October 1, 1965	Doctor of Science	Joseph S. Bruno	June 5, 1988	Doctor of Laws
Tinsley Randolph Harrison	October 1, 1965	Doctor of Science	Eugene C. Gwaltney	June 5, 1988	Doctor of Laws
Walter Bouldin	August 29, 1966	Doctor of Laws	Charles B. Webb Jr.	June 5, 1988	Doctor of Laws
Matthew Francis McNulty Jr.	August 22, 1969	Doctor of Science	Glenn Ireland II	June 4, 1989	Doctor of Laws
Ruth Lawson Hanson	August 22, 1969	Doctor of Humanities	William M. Spencer III	June 4, 1989	Doctor of Laws
Joseph F. Volker	June 6, 1970	Doctor of Science	Clifton R. Wharton Jr.	June 4, 1989	Doctor of Humane Letters
Bengt E. Gustafson	June 5, 1971	Doctor of Science	Katharine Reynolds Ireland	June 3, 1990	Doctor of Humanities
John A. Hand	June 5, 1971	Doctor of Laws	Charles Caldwell Marks	June 3, 1990	Doctor of Laws
John Edward Meyer	June 4, 1972	Doctor of Humanities	Louis J. Willie	June 3, 1990	Doctor of Laws
Virginia Baxley	June 4, 1972	Master of Arts	Wallace R. Bunn	June 2, 1991	Doctor of Laws
Clyde Guss Cox	August 27, 1972	Master of Arts	William R. Ireland	June 2, 1991	Doctor of Laws
Joseph Smolian	August 27, 1972	Doctor of Humanities	Thomas E. Rast	June 2, 1991	Doctor of Laws
Clarence A. Hanson	June 9, 1974	Doctor of Literature	J. Claude Bennett	June 7, 1992	Doctor of Science
Samuel Richardson Hill Jr.	June 9, 1975	Doctor of Science	Virginia Van der Veer Hamilton	June 7, 1992	Doctor of Letters
Charles Alexander McCallum	June 9, 1975	Doctor of Science	Carolyn Reid-Wallace	June 7, 1992	Doctor of Humane Letters
Arthur Davis Shores	June 9, 1975	Doctor of Humanities	Richard Arrington Jr.	June 6, 1993	Doctor of Science
Robert Hugh Daniel	June 5, 1977	Doctor of Laws	Arnold G. Diethelm	June 6, 1993	Doctor of Science
William Paul Brann	June 5, 1977	Doctor of Laws	John R. Durant	June 6, 1993	Doctor of Science
William Micajah Spencer Jr.	June 5, 1977	Doctor of Humanities	H. Brandt Ayers	June 5, 1994	Doctor of Humane Letters
George W. Campbell	June 5, 1977	Doctor of Laws	George D. Lundberg	June 5, 1994	Doctor of Science
Julia Walker Russell	June 5, 1977	Doctor of Humane Letters	Wallace D. Malone Jr.	June 4, 1995	Doctor of Laws
Henry Poellnitz Johnston	June 4, 1978	Doctor of Humanities	James Rachels	June 4, 1995	Doctor of Humane Letters
George Moor Rust	June 4, 1978	Doctor of Science	Alys Robinson Stephens	June 4, 1995	Doctor of Humanities
Hall Williams Thompson	June 4, 1978	Doctor of Laws	Elmer B. Harris	June 2, 1996	Doctor of Laws
John W. Kirklin	June 4, 1978	Doctor of Science	Stevie Wonder	June 2, 1996	Doctor of Music
Margaret Spain McDonald	June 4, 1978	Doctor of Humanities	John W. Woods	June 2, 1996	Doctor of Laws
Samuel Booth Barker	June 3, 1979	Doctor of Science	Don Logan	June 8, 1997	Doctor of Humane Letters
Emil Carl Hess	June 3, 1979	Doctor of Humanities	Sam C. Pointer Jr.	June 8, 1997	Doctor of Laws
William Hansell Hulsey	June 3, 1979	Doctor of Humanities	Robert Luckie Jr.	December 7, 1997	Doctor of Humanities
Kenneth Rule Daniel	June 8, 1980	Doctor of Science	John J. McMahon Jr.	June 7, 1998	Doctor of Laws
William James Rushton	June 8, 1980	Doctor of Laws	Eric F. Wieschaus	June 7, 1998	Doctor of Science
Frank Park Samford	June 8, 1980	Doctor of Laws	Lord Trevor Smith	December 6, 1998	Doctor of Humane Letters
Emmett Bryan Carmichael	June 7, 1981	Doctor of Science	Willie L. Brown Jr.	June 6, 1999	Doctor of Humane Letters
Frederick W. Conner	June 7, 1981	Doctor of Humanities	H. Corbin Day	June 6, 1999	Doctor of Humane Letters
Robert M. Frank	June 7, 1981	Doctor of Science	David Baltimore	December 5, 1999	Doctor of Science
John S. Jemison Jr.	June 7, 1981	Doctor of Laws	William J. McDonough	December 5, 1999	Doctor of Humane Letters
Howard Lamar Holley	June 6, 1982	Doctor of Science	David Satcher	June 4, 2000	Doctor of Science
A. Edward Maumenee	June 6, 1982	Doctor of Science	Peter A. Georgescu	December 3, 2000	Doctor of Humane Letters
John S. Shaw Jr.	June 6, 1982	Doctor of Laws	W. Richard West	June 10, 2001	Doctor of Laws
Joseph McConnell Farley	June 5, 1983	Doctor of Laws	Regina M. Benjamin	December 15, 2001	Doctor of Science
J. Garber Galbraith	June 5, 1983	Doctor of Science	Marie S. Ingalls	May 4, 2002	Doctor of Humanities
Charles W. Ireland	June 5, 1983	Doctor of Laws	Michael E. Stephens	May 4, 2002	Doctor of Humanities
Fuller Earle Callaway Jr.	June 3, 1984	Doctor of Science	Annette Nevin Shelby	May 10, 2003	Doctor of Humanities
Thomas Kermit Hearn Jr.	June 3, 1984	Doctor of Humanities	Alice E. Pigman	December 13, 2003	Doctor of Humanities
James Coleman Lee Jr.	June 3, 1984	Doctor of Laws	Freeman A. Hrabowski III	December 17, 2005	Doctor of Humanities
James Allen Pittman Jr.	June 3, 1984	Doctor of Science	Jarman F. Lowder	December 16, 2006	Doctor of Humanities
Leonard Robinson	June 3, 1984	Doctor of Science	Thomas H. Lowder	December 16, 2006	Doctor of Humanities
Jack J. Dreyfus	June 2, 1985	Doctor of Laws	Herman D. Bolden	May 3, 2008	Doctor of Humanities
Frederick Chapman Robbins	June 2, 1985	Doctor of Laws	Caroline Patterson Ireland	December 13, 2008	Doctor of Humanities
Henry C. Goodrich	June 2, 1986	Doctor of Laws	Charles A. Collat Sr.	May 9, 2009	Doctor of Humanities
Jack Dobbs McSpadden	June 8, 1986	Doctor of Laws	Marvin Randolph Engel	May 8, 2010	Doctor of Humanities
William F. Edmonds	June 8, 1986	Doctor of Science	Harold L. Abroms	May 8, 2010	Doctor of Humanities
W. Houston Blount	June 7, 1987	Doctor of Laws	Malcolm Portera	May 12, 2012	Doctor of Humanities
Crawford T. Johnson III	June 7, 1987	Doctor of Laws			

¹ Honorary degrees conferred prior to 1970 were conferred at the University of Alabama, Tuscaloosa.

HONORARY UAB AWARDS CONFERRED

PRESIDENT'S MEDAL		DISTINGUISHED ALUMNUS AWARD	
1985	J. Durwood Bradley, MD	1991	Lawrence J. DeLucas, OD, PhD
1986	B. Gene Bartow, & Janet Redman Hill	1992	Richard M. Scrushy
1987	Peter Garthwaite Smith	1993	Helene Griffin Robertson
1988	Max D. Cooper, MD	1994	William L. Roper, MD, MPH
1989	James Hatcher	1995	James H. Woodward, PhD
1990	Fred W. Sington	1996	Kenneth L. Jackson
1991	Samuel Booth Barker, PhD	1997	Charles A. McCallum, DMD, MD
1992	Juan M. Navia, PhD	1998	Martha Warren Bidez, PhD
1993	Albert F. LoBuglio, MD	1999	Jean A. Jacobs Kelley, EdD
1994	Aaron L. Lamar Jr., EdD	2000	Robert C. Chapman
1995	George N. Mickwee	2001	Tommie G. Cummings
1996	William A. Sibley, PhD	2002	Michael E. Stephens
1997	Linda Flaherty-Goldsmith	2003	Gail H. Cassell, PhD
1998	Odessa Woolfolk	2004	Marie L. O'Koren, EdD
1999	James A. Garland	2005	Mary Lynne Capilouto, DMD
2000	Albert D. Pacifico, MD	2006	Albert J. Tully Jr., MD
2001	John N. Whitaker, MD (posthumously)	2007	Ray L. Watts, MD
2002	Ada W. Long, PhD	2008	Julie H. Hanna
2003	Julian W. Banton; Michael Goodrich; Margaret M. Porter	2009	Linda C. Lucas, PhD
2004	William J. Koopman, MD	2010	Marquita Davis, PhD
2005	Rachel Z. Booth, Ph.D., John M. Lyons, PhD	2011	Ann Harper Arrasmith
2006	Virginia D. Gauld, Ph.D., & Ina Branham Leonard, JD	2012	Phyllis Norton DePiano
2007	Richard J. Whitley, MD	2013	Kathryn B. Freeland
2008	Basil I. Hirschowitz, MD	2014	Lee Price, Major General (U.S. Army Retired)
2009	Malcolm Portera, PhD	2015	Gillian H. Goodrich
2010	Michael S. Saag, MD	2016	William Ferniany, PhD
2011	George Howard, DrPH	2017	Edward E. Partridge, MD
2012	Louise T. Chow, PhD; John J. McMahon Jr.	2018	Charles D. Stokes
2013	Sergio Stagno, MD	2019	Anthony C. Hood, PhD
2015	Charles A. Collat Sr; Wayne H. Finley, PhD, MD	2020	Benjamin Cumbus, DMD
2016	Kirby I. Bland, MD	2021	Sarah Nafziger, PhD
2017	Hatton C.V. Smith	2022	Kierstin Cates Kennedy, MD
2019	Richard C. Shelby, U.S. Senator	2023	Hafiz Chandiwalla
2021	James T. "Jabo" Waggoner, Alabama State Senator	2024	Stuart Lockwood, DMD
2022	M. Miller Gorrie; Charles D. Perry Jr.		
2024	Marnix E. Heersink, MD		

UAB PROGRAM ACCREDITATION

PROGRAMS ELIGIBLE FOR ACCREDITATION	YEAR PROGRAM STARTED	MOST RECENT / NEXT EXPECTED ACCREDITATION	ACCREDITATION AGENCY
UAB			
UAB	1969	2015 / 2025	Southern Association of Colleges and Schools Commission on Colleges
Graduate School (as UAB)	1970		Member of Council of Graduate Schools in the United States Member of Conference of Southern Graduate Schools
COLLEGE OF ARTS AND SCIENCES			
Art	1972	2016 / 2026	National Association of Schools of Art and Design
Chemistry	1969	2023 / 2029	American Chemical Society
Computer Science (B.S.)	1980	2019 / 2025	Computing Accreditation Commission of ABET
Forensic Sciences (M.S.)	1981	2019 / 2025	Forensic Science Education Programs Accreditation Commission (FEPAC)
Medical/Clinical Psychology	1980	2016 / 2024	American Psychological Association
Music	1982	2023 / 2032-2033	National Association of Schools of Music
Public Administration (M.P.A.)	1978	2023 / 2029-2030	Network of Schools of Public Policy, Affairs, and Administration Commission on Peer Review and Accreditation (NASPAA)
Social Work (BSW)	1976	2023 / 2031	Council on Social Work Education
Social Work (MSW)	2017	2024 / 2025	Council on Social Work Education
Theatre	1973	2018 / 2025-2026	National Association of Schools of Theatre
COLLAT SCHOOL OF BUSINESS			
Collat School of Business	1971	2022 / 2026-2027	Association to Advance Collegiate Schools of Business-International
SCHOOL OF DENTISTRY			
School of Dentistry	1948	2022 / 2029	American Dental Association, Commission on Dental Accreditation
ALL SPECIALTY PROGRAMS			
Endodontics	1956	2022 / 2029	American Dental Association, Commission on Dental Accreditation
Maxillofacial Prosthodontics	1973	2022 / 2029	American Dental Association, Commission on Dental Accreditation
Oral and Maxillofacial Surgery	1949	2019 / 2025	American Dental Association, Commission on Dental Accreditation
Orthodontics & Dentofacial Orthopedics	1952	2022 / 2029	American Dental Association, Commission on Dental Accreditation
Pediatric Dentistry	1951	2022 / 2029	American Dental Association, Commission on Dental Accreditation
Periodontics	1956	2022 / 2029	American Dental Association, Commission on Dental Accreditation
Prosthodontics	1955	2022 / 2029	American Dental Association, Commission on Dental Accreditation
General Practice Residency	1977	2022 / 2029	American Dental Association, Commission on Dental Accreditation
Advanced Education in General Dentistry	1990	2022 / 2029	American Dental Association, Commission on Dental Accreditation
SCHOOL OF EDUCATION			
School of Education (Teacher Certification Programs)	1969	2022 / 2028	Council for the Accreditation of Educator Preparation
	1969	2019 / 2028	Alabama State Board of Education Approval
Art Education	1992	2016 / 2025-2026	National Association of Schools of Art and Design
Music Education	1991	2023 / 2023-33	National Association of Schools of Music
Counseling (School and Clinical Mental Health)	1970	2018 / 2026	Council for Accreditation of Counseling and Related Educational Programs (CACREP)
SCHOOL OF ENGINEERING			
Biomedical Engineering	2001	2019 / 2025	Engineering Accreditation Commission of ABET
Civil Engineering	1969	2019 / 2025	Engineering Accreditation Commission of ABET
Electrical Engineering	1969	2019 / 2025	Engineering Accreditation Commission of ABET
Materials Engineering	1969	2019 / 2025	Engineering Accreditation Commission of ABET
Mechanical Engineering	1969	2019 / 2025	Engineering Accreditation Commission of ABET
SCHOOL OF HEALTH PROFESSIONS			
CLINICAL AND DIAGNOSTIC SCIENCES DEPARTMENT			
Genetic Counseling	2009	2019 / 2026	Accreditation Council for Genetic Counseling
Clinical Laboratory Science	1945	2025 / 2031	National Accrediting Agency for Clinical Laboratory Sciences
Nuclear Medicine Technology	1969	2017 / 2024	Joint Review Committee on Educational Programs in NMT, Department of Education
M.S. Physician Assistant Studies	1967	2014 / 2024	Accreditation Review Commission on Education for the Physician Assistant
HEALTH SERVICES ADMINISTRATION DEPARTMENT			
Health Administration (M.S.H.A.)	1968	2022 / 2029	Commission on Accreditation of Healthcare Management Education (CAHME)
Healthcare Quality and Safety	1965	2021 / 2024	Commission on Accreditation of Healthcare Management Education (CAHME)
Health Informatics	1991	2018 / 2028-2029	Commission on Accreditation of Health Informatics & Info. Management Education

UAB PROGRAM ACCREDITATION

PROGRAMS ELIGIBLE FOR ACCREDITATION	YEAR PROGRAM STARTED	MOST RECENT / NEXT EXPECTED ACCREDITATION	ACCREDITATION AGENCY
SCHOOL OF HEALTH PROFESSIONS			
NUTRITION SCIENCES DEPARTMENT			
Dietetic Internship	1963	2018 / 2026	Accrediting Council for Education in Nutrition and Dietetics (ACEND)
Dietetic Education Program	2016	2022 / 2029	Accrediting Council for Education in Nutrition and Dietetics (ACEND)
Dietetic Education Program	2015	2023 / 2027	Accrediting Council for Education in Nutrition and Dietetics (ACEND)
OCCUPATIONAL THERAPY DEPARTMENT			
Occupational Therapy (OTD)	2021	2023 / 2029-2030	Accreditation Council for Occupational Therapy Education (ACOTE)
PHYSICAL THERAPY DEPARTMENT			
Physical Therapy	1975	2019 / 2030	Commission on Accreditation in Physical Therapy Education
UAB Neurologic Residency Program (PT)	2018	2019 / 2024	American Board of Physical Therapy Residency and Fellowship Education
UAB & Therapy South Ortho Res. Prog. (PT)	2020	2022 / 2027	American Board of Physical Therapy Residency and Fellowship Education
UNIVERSITY OF ALABAMA SCHOOL OF MEDICINE			
School of Medicine – Birmingham, Regional Medical Campuses in Huntsville, Montgomery and Tuscaloosa	1859	2022 / 2029-2030	Liaison Committee on Medical Education
Division of Continuing Medical Education	1974	2021 / 2025	Accreditation Council for Continuing Medical Education
UAB University Hospital	1945	2022 / 2024-2025	Joint Commission
	1945	2021 / 2025	Accreditation Council on Graduate Medical Education (ACGME)
SCHOOL OF NURSING			
SCHOOL OF NURSING	1950	2019 / 2030	COMMISSION ON COLLEGIATE NURSING EDUCATION
Bachelor of Science in Nursing	1950	2019 / 2030	Commission on Collegiate Nursing Education
Master of Science in Nursing	1950	2019 / 2030	Commission on Collegiate Nursing Education
Advanced Practice Registered Nurse	2019	2019 / 2030	Commission on Collegiate Nursing Education
Doctor of Nursing Practice	2008	2019 / 2030	Commission on Collegiate Nursing Education
Nurse Anesthesia	1945	2021 / 2031	Council on Accreditation of Nurse Anesthesia Educational Programs
Midwifery Program	2022	2022 / 2027	Accreditation Commission for Midwifery Education
SCHOOL OF OPTOMETRY			
Professional Program (O.D.)	1969	2017 / 2026	American Optometric Association Accreditation Council on Optometric Education
RESIDENCY PROGRAMS			
Cornea and Contact Lenses	1980	2016 / 2025	American Optometric Assoc. Accreditation Council on Optometric Ed.
Primary Care Optometry	1978	2018 / 2027	American Optometric Assoc. Accreditation Council on Optometric Ed.
Vision Rehab w/emphasis in Low Vision Rehab. & Ocular Disease at B'ham VAMC	1982	2020 / 2028	American Optometric Assoc. Accreditation Council on Optometric Ed.
Ocular Disease w/emphasis in Primary Care Optometry & Retina at Tuscaloosa VAMC	1979	2020 / 2028	American Optometric Assoc. Accreditation Council on Optometric Ed.
Ocular Disease w/emphasis in Refractive & Ocular Surgery at Eye Center of Texas (Houston)	2022 (affiliation with UABSO)	2017 / 2026	American Optometric Assoc. Accreditation Council on Optometric Ed.
Ocular Disease at Omni Eye Services (Atlanta)	1983	2024 / 2031	American Optometric Assoc. Accreditation Council on Optometric Ed.
Pediatric Optometry at UABSO	1986	2023 / 2031	American Optometric Assoc. Accreditation Council on Optometric Ed.
Pediatric at Vanderbilt Eye Institute	2020	2021 / 2029	American Optometric Assoc. Accreditation Council on Optometric Ed.
SCHOOL OF PUBLIC HEALTH			
School of Public Health	1978	2023 / 2030	Council on Education for Public Health
M.P.H. Program	1978	2023 / 2030	Council on Education for Public Health
M.S.P.H. Program	1978	2023 / 2030	Council on Education for Public Health
Dr.P.H. Program	1979	2023 / 2030	Council on Education for Public Health
Ph.D. Program-Biostatistics	1993	2023 / 2030	Council on Education for Public Health
Ph.D. Program-Environmental Health Svcs	1985	2023 / 2030	Council on Education for Public Health
Ph.D. Program-Epidemiology	1987	2023 / 2030	Council on Education for Public Health
Ph.D. Prog.-Health Education/Promotion (JT/W/UA)	1990	2023 / 2030	Council on Education for Public Health
Ph.D. Program-Health Behavior	2021	2023 / 2030	Council on Education for Public Health
B.S. Program	2013	2023 / 2030	Council on Education for Public Health
M.S. Program	1968	2023 / 2030	Council on Education for Public Health

RESIDENCY AND SUBSPECIALTY TRAINING PROGRAMS AT UAB HOSPITAL

Accredited by Accreditation Council on Graduate Medical Education (as of April 2025)

DEPARTMENT	RESIDENCY PROGRAM	SUBSPECIALTY PROGRAM	MOST RECENT ACCREDITATION
ANESTHESIOLOGY	Anesthesiology		2024
		Critical Care Anesthesiology	2024
		Obstetric Anesthesiology	2024
		Pain Management	2024
		Adult Cardiothoracic Anesthesiology	2024
		Pediatric Anesthesiology	2024
DERMATOLOGY	Dermatology		2025
		Dermatopathology	2025
		Micrographic Surgery and Dermatologic Oncology	2025
EMERGENCY MEDICINE	Emergency Medicine		2025
		Emergency Medical Services	2025
GENETICS	Medical Genetics		2024
		Clinical Biochemical Genetics	2024
		Laboratory Genetics and Genomics	2024
		Medical Biochemical Genetics	2024
MEDICINE	Internal Medicine		2025
		Allergy and Immunology	2025
		Addiction Medicine	2024
		Advanced Heart Failure and Transplant Cardiology	2025
		Cardiovascular Disease	2025
		Clinical Cardiac Electrophysiology	2025
		Critical Care Medicine	2025
		Interventional Cardiology	2025
		Endocrinology, Diabetes, & Metabolism	2025
		Gastroenterology	2025
		Geriatric Medicine	2025
		Hematology/Oncology	2025
		Hospice and Palliative Care Medicine	2025
		Infectious Diseases	2025
		Interventional Pulmonology	2024
		Nephrology	2025
		Pulmonary Disease/Critical Care Medicine	2025
		Rheumatology	2025
		Transplant Hepatology	2025
NEUROLOGY	Neurology		2025
		Child Neurology	2025
		Epilepsy- Adult	2025
		Epilepsy- Children	2025
		Neurocritical Care	2024
		Neuromuscular Medicine	2025
OBSTETRICS & GYNECOLOGY	Obstetrics & Gynecology		2025
		Urogynecology and Reconstructive Pelvic Surgery	2025
		Gynecologic Oncology	2025
		Maternal-Fetal Medicine	2025
		Reproductive Endocrinology and Infertility	2024
OPHTHALMOLOGY	Ophthalmology		2025
PATHOLOGY	Pathology		2025
		Blood Banking/Transfusion Medicine	2025
		Cytopathology	2025
		Forensic Pathology	2025
		Hematopathology	2025
		Molecular Genetic Pathology	2025
		Neuropathology	2025

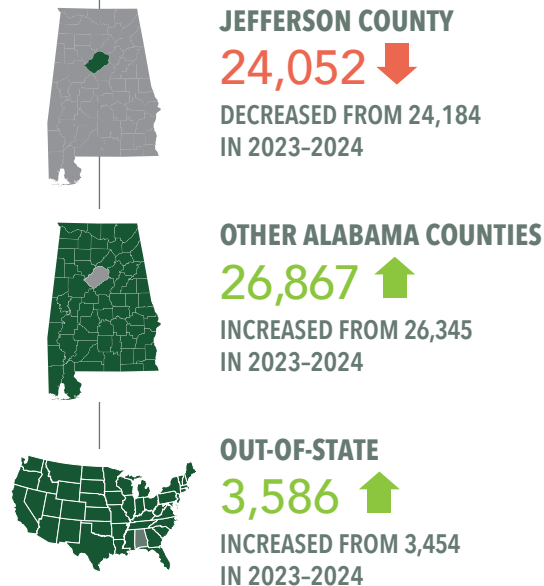
RESIDENCY AND SUBSPECIALTY TRAINING PROGRAMS AT UAB HOSPITAL
Accredited by Accreditation Council on Graduate Medical Education (as of April 2025)

DEPARTMENT	RESIDENCY PROGRAM	SUBSPECIALTY PROGRAM	MOST RECENT ACCREDITATION
PEDIATRICS	Pediatrics		2025
		Adolescent Medicine	2025
		Neonatal/Perinatal Medicine	2025
		Pediatric Cardiology	2025
		Pediatric Critical Care Medicine	2025
		Pediatric Emergency Medicine	2025
		Pediatric Endocrinology	2025
		Pediatric Gastroenterology	2025
		Pediatric Hematology/Oncology	2025
		Pediatric Hospital Medicine	2025
		Pediatric Infectious Diseases	2025
		Pediatric Nephrology	2025
		Pediatric Pulmonology	2025
		Pediatric Rheumatology	2025
		Sleep Medicine	2025
		Medicine/Pediatrics	2025
PHYSICAL MEDICINE & REHABILITATION	Physical Medicine & Rehabilitation		2025
PSYCHIATRY	Psychiatry		2025
		Child & Adolescent Psychiatry	2025
		Consultation-Liason Psychiatry	2025
		Geriatric Psychiatry	2025
RADIATION ONCOLOGY	Radiation Oncology		2025
RADIOLOGY	Diagnostic Radiology		2025
		Neuroradiology	2025
		Interventional Radiology - Independent	2025
	Interventional Radiology - Integrated		2025
	Nuclear Medicine		2025
SURGERY	General Surgery		2025
		Colon and Rectal Surgery	2025
		Pediatric Surgery	2025
		Plastic Surgery	2025
		Plastic Surgery - Integrated	2025
		Surgical Critical Care	2024
		Thoracic & Cardiovascular Surgery	2025
		Vascular Surgery - Fellowship	2025
	Vascular Surgery - Integrated		2025
	Neurosurgery		2025
	Orthopaedic Surgery		2025
		Hand Surgery	2025
	Otolaryngology		2025
	Pediatric Otolaryngology		2025
	Urology		2025
OTHER CAMPUSES	Family Medicine (Huntsville)		2025
	Family Medicine (Selma)		2025
	Family Medicine (Tuscaloosa)		do not have information
	Internal Medicine (Huntsville)		2025
	Internal Medicine (Montgomery)		2025
	Psychiatry (Huntsville)		2024
	Psychiatry (Montgomery)		2024

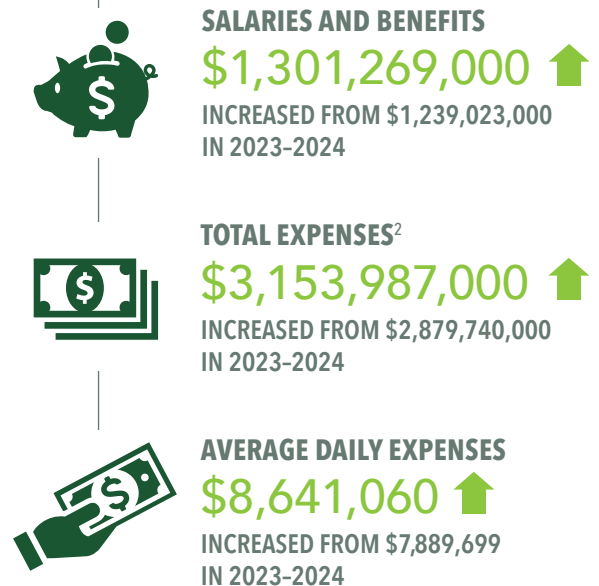
UAB HOSPITAL STATISTICAL HIGHLIGHTS FOR 2023–2024

PREVIOUS YEAR COMPARISON


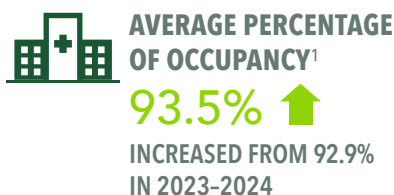
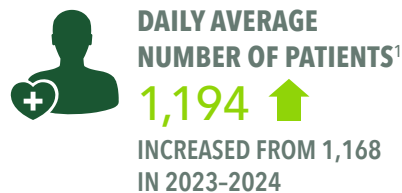
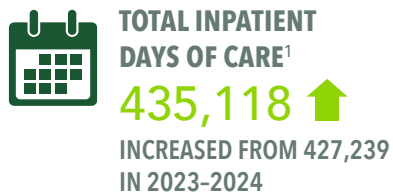
DISCHARGES BY PATIENT ORIGIN¹



FINANCIAL INFORMATION



PATIENT INFORMATION¹



¹ Includes transfers for depreciation and interest.

² Does not include transfers for the SOM or Health System.

³ As of September 30, 2024, UAB Hospital is CON authorized for 1,207 beds.

UAB LIBRARIES STATISTICAL HIGHLIGHTS FISCAL YEAR 2024

Includes Reynolds Historical Library and the UAB Archives.

TOTAL VOLUMES

2,374,700

ONLINE DATABASES

664

JOURNALS

167,341

(INCLUDES PRINT & E-JOURNALS)

This number represents total access to online full text and print periodical resources available to UAB students, faculty and staff.

E-BOOKS

879,160



HISTORICAL COLLECTIONS

UNIVERSITY ARCHIVES

UNIVERSITY RECORDS SERIES

303

MANUSCRIPT COLLECTIONS

209

REYNOLDS-FINLEY HISTORICAL LIBRARY

RARE BOOKS

23,700

ALABAMA MUSEUM OF THE HEALTH SCIENCES

HISTORICAL ARTIFACTS

15,786

RESEARCH INSTRUCTION

1,212

INSTRUCTION SESSIONS

11,534

STUDENT PARTICIPANTS

TECHNOLOGY LOANS

8,383



SQUARE FOOTAGE

212,304

ANNUAL GATE COUNTS

545,804

(INCLUDES LISTER HILL AND STERNE LIBRARIES)

GROUP STUDY RESERVATIONS

36,780

(INCLUDES LISTER HILL AND STERNE LIBRARIES)

TOTAL HOURS OPEN PER WEEK

134

(REPRESENTS HOURS FOR STERNE LIBRARY)



FACULTY AND STAFF (FULL-TIME EQUIVALENTS)

77.40



LIBRARY OPERATING EXPENDITURES

\$19,018,144

RESEARCH, COMMERCIALIZATION AND ECONOMIC DEVELOPMENT

UAB RANK
AMONG
U.S. UNIVERSITIES

	AMONG PUBLIC U.S. UNIVS.	AMONG ALL U.S. UNIVS.
FEDERAL R&D EXPENDITURES <small>(Source: NSF HERD FY2023)</small>	22 <small>(TOP 5%)</small>	39 <small>(TOP 5%)</small>
NIH AWARDS <small>(Source: BRIMR FY2024)</small>	13 <small>(TOP 4%)</small>	23 <small>(TOP 5%)</small>

ALL SIX UAB HEALTH-RELATED
SCHOOLS ARE
TOP 20
AMONG PUBLICS IN NIH FUNDING
2023

HEALTH PROFESSIONS 4	MEDICINE 12
OPTOMETRY 3	PUBLIC HEALTH 9
NURSING 9	DENTISTRY 14

UAB ranked 6th
in clinical trials expenditures among
public institutions

- Harbert Institute for Innovation & Entrepreneurship (HIE):
9th straight year with **positive bottom line**
(among **top 20%** nationally)
 - \$6.5M in revenues; 124 Intellectual Property Disclosures; 34 licenses; 17 patents (all in FY24)
- Working with Southern Research to become the **biotech commercialization leader in the Southeast**



At the 2024 HIE Innovation Awards, the Award for Excellence in Entrepreneurship went to Dr. Anath Shalev, co-founder of TIXiMED, a start-up focused on novel oral treatments for diabetes. Dr. Shalev is also the director of the UAB Comprehensive Diabetes Center.

CONTINUED ON PAGE 95

UAB ATHLETICS

The University of Alabama at Birmingham initiated an intercollegiate varsity athletic program in 1978. UAB now participates as a Division I member of the NCAA. Through the 1990-91 season, UAB was a member of the Sun Belt Conference. In 1991, UAB became a charter member of the Great Midwest Conference. In 1995, UAB joined the newly created Conference USA. The Blazers became a football member of Conference USA in the 1999 season. On July 1, 2023, UAB officially joined the American Athletic Conference.

DIRECTOR OF ATHLETICS

MARK INGRAM

MEN'S PROGRAMS HEAD COACH

BASEBALL	Casey Dunn
BASKETBALL	Andy Kennedy
FOOTBALL	Trent Dilfer
GOLF	Charlie Hoyle
SOCCER	David Lilly
TENNIS	Matt Coomer

WOMEN'S PROGRAMS HEAD COACH

BASKETBALL	Randy Norton
BOWLING	Michelle Crews
TRACK & FIELD	Kurt Thomas
CROSS-COUNTRY	Travis Pope
GOLF	Jesse Lawley
RIFLE	Lori Goodwin
BEACH VOLLEYBALL	Delaney Rose
SOCCER	Lisa Mann
SOFTBALL	Taylor Smartt
TENNIS	Mark Tjia
VOLLEYBALL	Betsy Freeburg



SOURCE: UAB Athletics Sports Information

2024-2025 FACTS & FIGURES

STUDENT INFORMATION



UAB STUDENT DATA

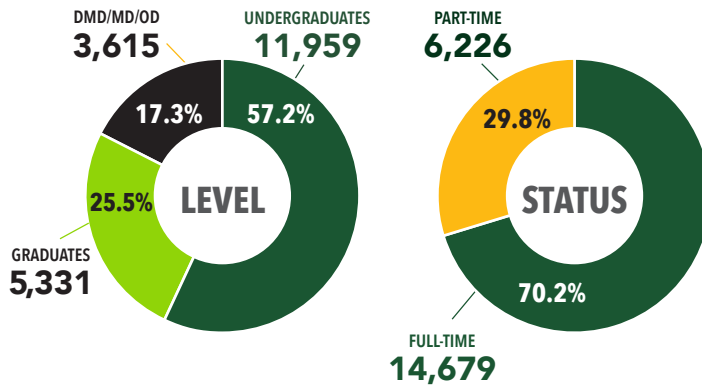
FALL 2024

TOTAL ENROLLMENT¹

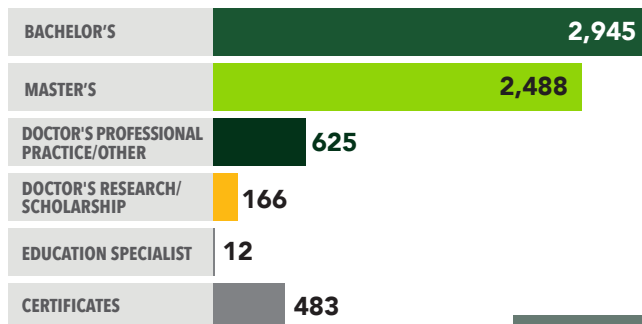
20,905

-1.2%

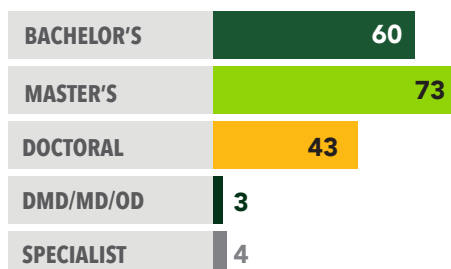
DECREASE FROM 2023 TO 2024



DEGREES AWARDED 2023-2024



DEGREE PROGRAMS OFFERED



CREDIT HOURS

FALL 2024

TOTAL 215,058

GRADUATE 63,426

UNDERGRADUATE 151,632

ENTERING FRESHMEN

2,014

UNDERGRADUATE TRANSFERS

1,098

MEAN ACT² SCORE (FOR ENTERING FRESHMEN)

26.5

SOURCE³



ALABAMA
71.8%
15,009

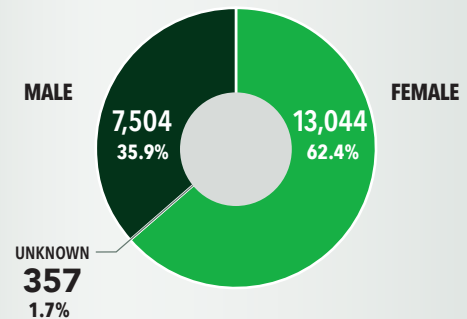


OTHER U.S. STATES
19.2%
4,020

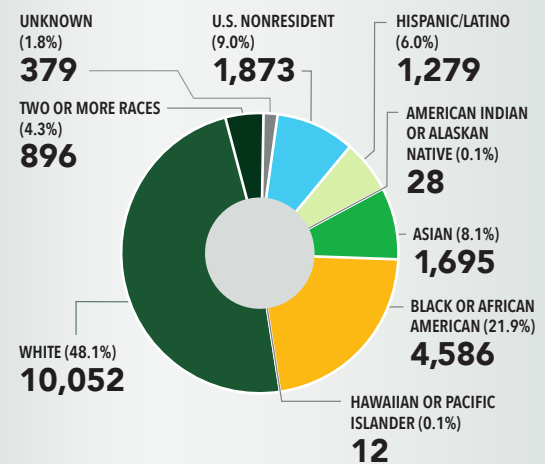


OTHER COUNTRIES
9.0%
1,876

GENDER



RACE/ETHNICITY



¹ Enrollment count is as of September 1st, 2024, fall 2024 census. All counts are for students enrolled in credit courses. Students appear under their primary program and school/college at time of census. Excluded from the count are students who are only auditing courses, students taking only continuing education or other noncredit courses, and advanced professionals.

² The Mean ACT calculation does not include scores for students admitted as test optional.

³ Source (student origin) is based on admit, home, and mailing state available at time of census and is not the same as tuition or student residency.

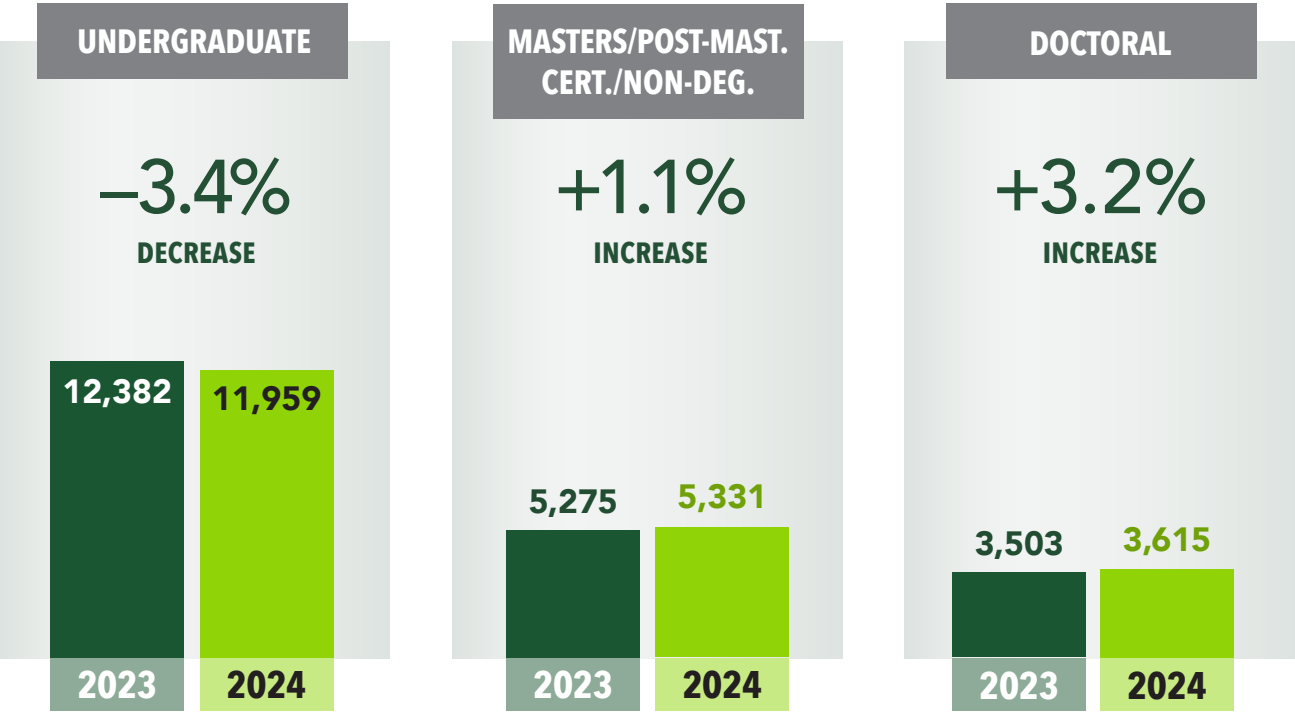
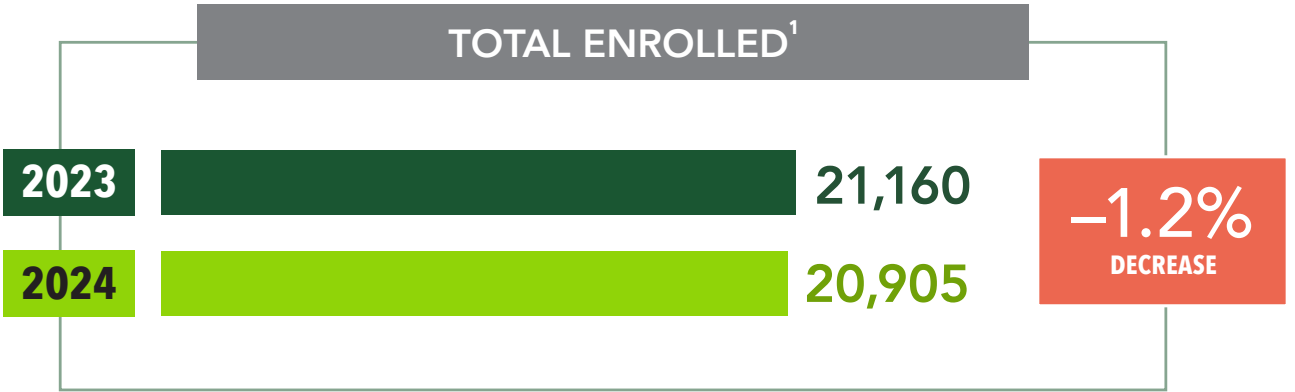
Other Metro Counties - Includes Blount, Shelby, St. Clair, and Walker counties.

Other U.S. States - Includes U.S. Territories and overseas military addresses.

Other Countries - Includes both U.S. Nonresident and residents sourced from outside the United States.

UAB HEADCOUNT ENROLLMENT REPORT

FALL 2024

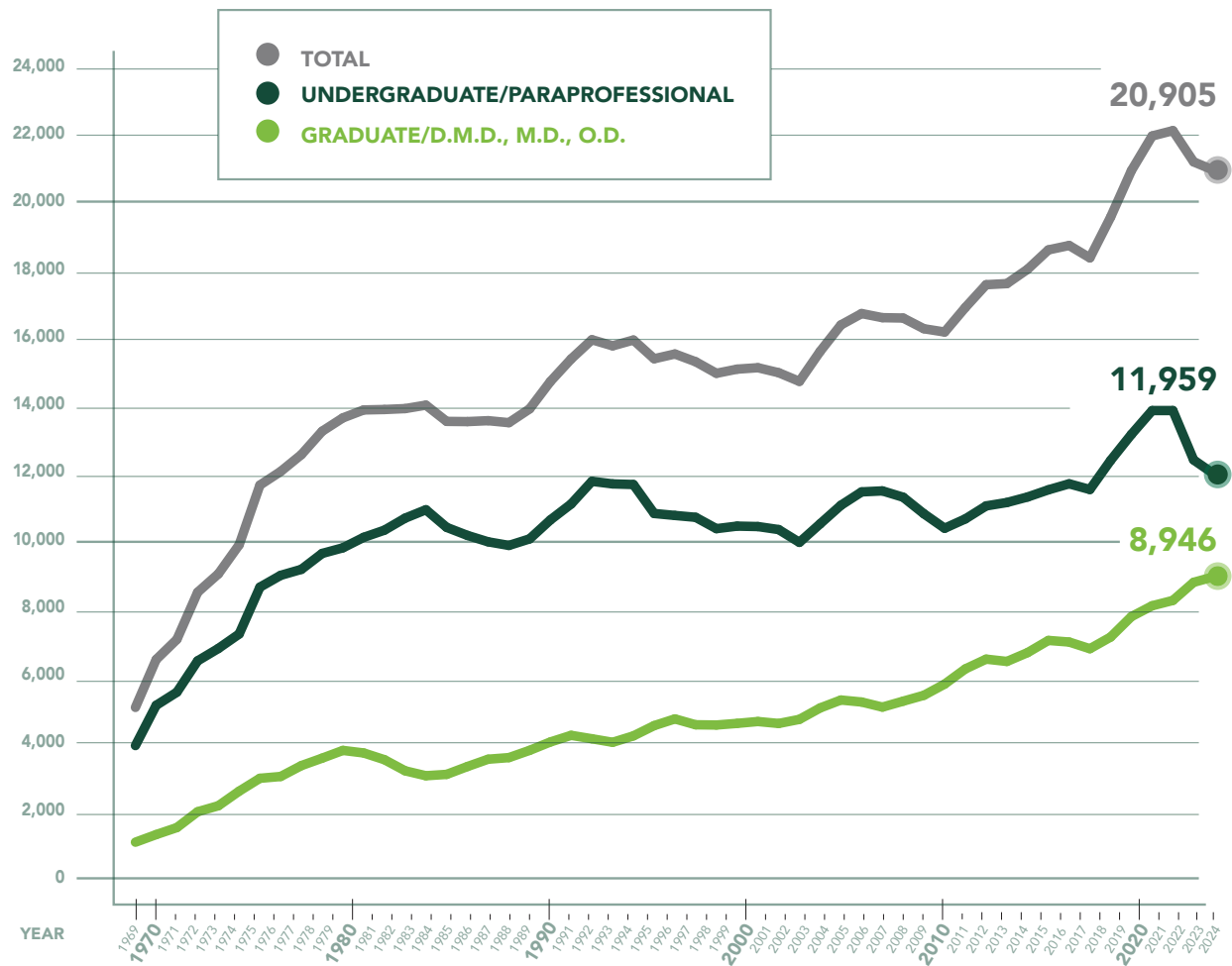


¹Enrollment count is as of fall census. All counts are for students enrolled in credit courses. Students appear under their primary program and school/college at time of census. Excluded from the count are students who are only auditing courses, students taking only continuing education or other noncredit courses, and advanced professionals.

SOURCE: UAB Institutional Effectiveness and Analysis

UAB HEADCOUNT ENROLLMENT REPORT

FALL 1969–FALL 2024



NOTE: Enrollment count is as of fall census. All counts are for students enrolled in credit courses. Students appear under their primary program and school/college at time of census. Excluded from the count are students who are only auditing courses, students taking only continuing education or other noncredit courses, and advanced professionals.

SOURCE: UAB Institutional Effectiveness and Analysis

UAB PREVIOUS YEAR COMPARISON BY SCHOOL

FALL 2024

PREVIOUS YEAR COMPARISON BY SCHOOL ● 2023 ● 2024

		CHANGE FROM 2023	ADV. PROFS. ¹	TOTAL INC. ADV. PROFS. ¹
ARTS & SCIENCES	6,261 5,996	-4.2%	12 19	6,273 6,015
BUSINESS	3,075 2,933	-4.6%		
DENTISTRY	369 390	+5.7%	102 96	471 486
EDUCATION	1,414 1,369	-3.2%		
ENGINEERING	1,401 1,445	+3.1%	7 12	1,408 1,457
GRADUATE	189 169	-10.6%		
HEALTH PROFESSIONS	2,400 2,486	+3.6%	9 6	2,409 2,492
JOINT HEALTH SCIENCES	458 489	+6.8%	90 -	548 489
MEDICINE	739 800	+8.3%	1,254 1,348	1,993 2,148
NURSING	2,616 2,669	+2.0%	6 4	2,622 2,673
OPTOMETRY	242 245	+1.2%	19 20	261 265
PROVOST/ UNDECLARED	1,190 1,110	-6.7%		
PUBLIC HEALTH	806 804	-0.2%	6 7	812 811

TOTAL ENROLLED

21,160 20,905	-1.2%	1,505 1,512	23,095 22,417
------------------	-------	----------------	------------------

Enrollment count is as of fall census (Fall 2024: 9/9/2024, Fall 2023: 9/1/2023). All counts are for students enrolled in credit courses. Students appear under their primary program and school/college at time of census. Excluded from the count are students who are only auditing courses and students taking only continuing education or other noncredit courses.

¹ Advanced Professionals are interns, residents, and postdoctoral fellows who are here at UAB to participate in specialized training beyond their academic or professional degrees. They are not included in the official totals for reporting.

SOURCE: UAB Institutional Effectiveness and Analysis

UAB ENROLLMENT BY SCHOOL AND LEVEL¹

FALL 2024

SCHOOL/COLLEGE	UNDERGRADUATE ²	GRADUATE: NON- DOCTORAL ³	DOCTORAL: RESEARCH/ SCHOLARSHIP ⁴	DOCTORAL: PROFESSIONAL PRACTICE ⁴	TOTAL FOR REPORTING ⁵	ADVANCED PROFESSIONAL ⁶
Arts and Sciences	4,714	971	311	-	5,996	19
Business	2,172	761	-	-	2,933	-
Dentistry	9	1	-	380	390	96
Education and Human Sciences	781	509	79	-	1,369	-
Engineering	808	519	118	-	1,445	12
Graduate School	-	167	2	-	169	-
Health Professions	1,123	852	134	377	2,486	6
Joint Health Sciences	-	102	387	-	489	-
Medicine	-	52	-	748	800	1,348
Nursing	1,018	909	45	697	2,669	4
Optometry	-	3	19	223	245	20
Provost	1,072	38	-	-	1,110	-
Public Health	262	447	72	23	804	7
TOTAL	11,959	5,331	1,167	2,448	20,905	1,512
GRADUATE & FIRST PROFESSIONAL SUBTOTALS⁷:						
GRADUATE TOTAL (excluding DMD, MD, OD)				7,595		
DMD, MD, OD TOTAL				1,351		

¹Enrollment count is as of September 9th, 2024, fall 2024 census. All counts are for students enrolled in credit courses. Students appear under their primary program and school/college at time of census. Excluded from the count are students who are only auditing courses and students taking only continuing education or other noncredit courses.

² Undergraduate includes all baccalaureate degrees in addition to all postbaccalaureate and undergraduate certificates, and undergraduate non-degree programs.

³ Graduate: non-doctoral includes all Ed.S., master degrees in addition to all postmasters and graduate certificate, and graduate non-degree programs.

⁴ Starting in the fall 2010, the U.S. Department of Education divided the classification of doctoral degrees into the following categories:

Doctor's degree-research/scholarship - A Ph.D. or other doctor's degree that requires advanced work beyond the master's level, including the preparation and defense of a dissertation based on original research, or the planning and execution of an original project demonstrating substantial artistic or scholarly achievement. At UAB, this category includes D.Sc., Ed.D., and all Ph.D. degrees.

Doctor's degree-professional practice - A doctor's degree that is conferred upon completion of a program providing the knowledge and skills for the recognition, credential, or license required for professional practice. The degree is awarded after a period of study such that the total time to the degree, including both pre-professional and professional preparation, equals at least six full-time equivalent academic years. These include the D.M.D., M.D., and O.D. degrees formerly classified as "first professional" and at times still referred to as such, additionally at UAB, this category also includes D.N.P., D.P.T., O.T.D., Dr.P.H., and D.Sc.P.T. degrees.

From fall 2010 through summer 2021, D.Sc. was reported under Doctor's-Other (Award level -19), and Ed.D. was reported under Doctor's-Professional Practice (Award level -18), per Alabama Commission on Higher Education (ACHE) guidelines. Beginning in Fall 2021, both D.Sc. and Ed.D. degrees are reported under the Doctor's-Research/Scholarship (Award level - 17), consistent with National Center for Education Statistics (NCES) and Integrated Postsecondary Education Data System (IPEDS) guidelines.

For more information on programs offered at UAB, see Programs and Degrees Offered at UAB on pages 53 through 57 or visit: <https://www.uab.edu/registrar/images/degrees-offered-at-uab.pdf>

⁵ This total is reported to state (e.g., ACHE) and federal agencies (e.g., IPEDS, NCES) and is used for most other such surveys and questionnaires.

⁶ Advanced Professionals are interns, residents, and postdoctoral fellows who are at UAB to participate in specialized training beyond their academic or professional degrees.

⁷ Graduate & First Professional subtotals are summarizing the D.M.D., M.D., and O.D. degrees formerly classified as "first professional" and all other graduate and/or doctoral level degrees and programs.

SOURCE: UAB Institutional Effectiveness and Analysis

UAB ENROLLMENT BY RACE AND GENDER

FULL-TIME AND PART-TIME

FALL 2024

RACE ¹	GENDER	FULL-TIME STUDENTS ²				PART-TIME STUDENTS ²			TOTAL			
		UG	GR	DMD, MD, OD	TOTAL	UG	GR	TOTAL	UG	GR	DMD, MD, OD	TOTAL
American Indian / Alaska Native	Male	6	2	2	10	3	1	4	9	3	2	14
	Female	2	6	1	9	4	1	5	6	7	1	14
	Unknown	-	-	-	-	-	-	-	-	-	-	-
Asian	Male	390	46	82	518	41	59	100	431	105	82	618
	Female	643	100	126	869	48	125	173	691	225	126	1,042
	Unknown	1	3	21	25	-	10	10	1	13	21	35
Black / African American	Male	781	90	31	902	179	179	358	960	269	31	1,260
	Female	1,768	354	71	2,193	473	608	1,081	2,241	962	71	3,274
	Unknown	2	18	12	32	-	20	20	2	38	12	52
Hispanic / Latino	Male	286	47	30	363	61	52	113	347	99	30	476
	Female	554	67	51	672	103	116	219	657	183	51	891
	Unknown	4	4	7	15	-	2	2	4	6	7	17
Native Hawaiian / Other Pacific Islander	Male	3	-	-	3	1	2	3	4	2	-	6
	Female	4	1	-	5	-	1	1	4	2	-	6
	Unknown	-	-	-	-	-	-	-	-	-	-	-
Two / more races	Male	185	29	27	241	47	30	77	232	59	27	318
	Female	316	64	21	401	72	91	163	388	155	21	564
	Unknown	-	2	7	9	-	5	5	-	7	7	14
U.S. Nonresident	Male	149	739	7	895	37	165	202	186	904	7	1,097
	Female	155	472	9	636	20	96	116	175	568	9	752
	Unknown	-	19	1	20	-	4	4	-	23	1	24
White	Male	1,679	435	341	2,455	525	629	1,154	2,204	1,064	341	3,609
	Female	2,581	1,049	364	3,994	742	1,508	2,250	3,323	2,557	364	6,244
	Unknown	7	67	70	144	3	52	55	10	119	70	199
Unknown	Male	24	23	24	71	3	32	35	27	55	24	106
	Female	52	99	30	181	5	71	76	57	170	30	257
	Unknown	-	-	16	16	-	-	-	-	-	16	16
Totals	Male	3,503	1,411	544	5,458	897	1,149	2,046	4,400	2,560	544	7,504
	Female	6,075	2,212	673	8,960	1,467	2,617	4,084	7,542	4,829	673	13,044
	Unknown	14	113	134	261	3	93	96	17	206	134	357
TOTAL		9,592	3,736	1,351	14,679	2,367	3,859	6,226	11,959	7,595	1,351	20,905

NOTE: Figures do not include advanced professionals.

¹ Race and Ethnicity categories developed in 1997 by the Office of Management and Budget (OMB) that are used to describe groups to which individuals belong, identify with, or belong in the eyes of the community. The categories do not denote scientific definitions of anthropological origins. The designations are used to categorize U.S. citizens, U.S. residents, and other eligible non-citizens. Eligible noncitizens include all students who completed high school or a GED equivalency within the United States (including DACA and undocumented students) and who were not on an F-1 nonimmigrant student visa at the time of high school graduation. Individuals are asked to first designate ethnicity as: Hispanic or Latino or Not Hispanic or Latino. Second, individuals are asked to indicate one or more races that apply among the following: American Indian or Alaska Native, Asian, Black or African American, Native Hawaiian or Other Pacific Islander, and or White. If the student is a **U.S. Nonresident**, they are reported as such rather than in any of the racial/ethnic categories described above.

Hispanic or Latino - A person of Cuban, Mexican, Puerto Rican, South or Central American, or other Spanish culture or origin, regardless of race.

American Indian or Alaska Native - A person having origins in any of the original peoples of North and South America (including Central America) who maintains cultural identification through tribal affiliation or community attachment.

Asian - A person having origins in any of the original peoples of the Far East, Southeast Asia, or the Indian Subcontinent, including, for example, Cambodia, China, India, Japan, Korea, Malaysia, Pakistan, the Philippine Islands, Thailand, and Vietnam.

Black or African American - A person having origins in any of the black racial groups of Africa.

Native Hawaiian or Other Pacific Islander - A person having origins in any of the original peoples of Hawaii, Guam, Samoa, or other Pacific Islands.

White - A person having origins in any of the original peoples of Europe, the Middle East, or North Africa.

Two or more races - A person having origins in two or more of the above race or ethnicities.

Race/ethnicity unknown - The category used to report students or employees whose race and ethnicity are not known.

² Full-time undergraduate is defined by undergraduate students taking twelve or more hours in the term, part-time undergraduate are taking fewer than twelve hours. Full-time graduate is defined by graduate students taking nine or more hours in the term, part-time graduates are taking fewer than nine hours. All D.M.D., M.D., and O.D. are considered full-time.

SOURCE: UAB Institutional Effectiveness and Analysis

UAB ENROLLMENT BY RACE AND LEVEL

FALL 2020–FALL 2024

LEVEL	RACE ¹	FALL 2020		FALL 2021		FALL 2022		FALL 2023		FALL 2024	
		Count	%Total	Count	%Total	Count	%Total	Count	%Total	Count	%Total
UG	American Indian or Alaska Native	33	0.2%	28	0.2%	20	0.2%	25	0.2%	15	0.1%
	Asian	967	7.0%	1,029	7.6%	1,066	8.2%	1,123	9.1%	1,123	9.4%
	Black / African American	3,321	23.9%	3,330	24.6%	3,309	25.4%	3,308	26.7%	3,203	26.8%
	Hispanic / Latino	835	6.0%	904	6.7%	923	7.1%	954	7.7%	1,008	8.4%
	Native Hawaiian / Other Pacific Islander	6	0.0%	5	0.0%	6	0.0%	9	0.1%	8	0.1%
	U.S. Nonresident	646	4.7%	650	4.8%	637	4.9%	632	5.1%	620	5.2%
	Two / more races	388	2.8%	342	2.5%	328	2.5%	296	2.4%	361	3.0%
	White	7,595	54.7%	7,166	52.9%	6,661	51.1%	5,956	48.1%	5,537	46.3%
	Unknown	87	0.6%	93	0.7%	82	0.6%	79	0.6%	84	0.7%
	TOTALS	13,878	100%	13,547	100%	13,032	100%	12,382	100%	11,959	100%

GR	American Indian / Alaska Native	24	0.3%	21	0.3%	13	0.2%	12	0.2%	10	0.1%
	Asian	313	4.2%	318	4.2%	300	4.1%	324	4.3%	343	4.5%
	Black / African American	1,340	17.8%	1,339	17.7%	1,175	15.9%	1,175	15.7%	1,269	16.7%
	Hispanic / Latino	143	1.9%	122	1.6%	116	1.6%	246	3.3%	288	3.8%
	Native Hawaiian / Other Pacific Islander	2	0.0%	1	0.0%	4	0.1%	3	0.0%	4	0.1%
	Two / more races	138	1.8%	130	1.7%	147	2.0%	198	2.6%	221	2.9%
	U.S. Nonresident	691	9.2%	761	10.1%	1,136	15.4%	1,418	18.9%	1,495	19.7%
	White	4,646	61.8%	4,426	58.5%	3,687	49.8%	3,602	48.1%	3,740	49.2%
	Unknown	216	2.9%	445	5.9%	822	11.1%	508	6.8%	225	3.0%
	TOTALS	7,513	100%	7,563	100%	7,400	100%	7,486	100%	7,595	100%

DMD, MD, OD	American Indian / Alaska Native	2	0.2%	3	0.3%	3	0.2%	1	0.1%	3	0.2%
	Asian	186	15.9%	180	15.3%	185	15.3%	224	17.3%	229	17.0%
	Black / African American	85	7.3%	89	7.5%	106	8.8%	105	8.1%	114	8.4%
	Hispanic / Latino	72	6.1%	66	5.6%	72	6.0%	79	6.1%	88	6.5%
	Native Hawaiian / Other Pacific Islander	-	-	-	-	-	-	-	-	-	-
	Two / more races	42	3.6%	45	3.8%	41	3.4%	51	3.9%	55	4.1%
	U.S. Nonresident	5	0.4%	7	0.6%	12	1.0%	14	1.1%	17	1.3%
	White	725	61.9%	725	61.5%	707	58.6%	767	59.4%	775	57.4%
	Unknown	55	4.7%	64	5.4%	81	6.7%	51	3.9%	70	5.2%
	TOTALS	1,172	100%	1,179	100%	1,207	100%	1,292	100%	1,351	100%

NOTE: Figures do not include advanced professionals.

¹ Race and Ethnicity categories developed in 1997 by the Office of Management and Budget (OMB) that are used to describe groups to which individuals belong, identify with, or belong in the eyes of the community. The categories do not denote scientific definitions of anthropological origins. The designations are used to categorize U.S. citizens, U.S. residents, and other eligible non-citizens. Eligible noncitizens include all students who completed high school or a GED equivalency within the United States (including DACA and undocumented students) and who were not on an F-1 nonimmigrant student visa at the time of high school graduation. Individuals are asked to first designate ethnicity as: Hispanic or Latino or Not Hispanic or Latino. Second, individuals are asked to indicate one or more races that apply among the following: American Indian or Alaska Native, Asian, Black or African American, Native Hawaiian or Other Pacific Islander, and or White. If the student is a U.S. Nonresident, they are reported as such rather than in any of the racial/ethnic categories described above. Hispanic or Latino - A person of Cuban, Mexican, Puerto Rican, South or Central American, or other Spanish culture or origin, regardless of race.

SOURCE: UAB Institutional Effectiveness and Analysis

UAB TOTAL STUDENT DEMOGRAPHICS

FALL 2024

		FULL-TIME		PART-TIME		TOTAL	
		Count	%Total	Count	%Total	Count	%Total
Gender	Male	5,458	26.1%	2,046	9.8%	7,504	35.9%
	Female	8,960	42.9%	4,084	19.5%	13,044	62.4%
	Unknown	261	1.2%	96	0.5%	357	1.7%
Race/Ethnicity	American Indian or Alaska Native	19	0.1%	9	0.0%	28	0.1%
	Asian	1,412	6.8%	283	1.4%	1,695	8.1%
	Black or African American	3,127	15.0%	1,459	7.0%	4,586	21.9%
	Hispanic or Latino	1,050	5.0%	334	1.6%	1,384	6.6%
	Native Hawaiian or Other Pacific Islander	8	0.0%	4	0.0%	12	0.1%
	Two or more races	651	3.1%	245	1.2%	896	4.3%
	U.S. Nonresident	1,551	7.4%	322	1.5%	1,873	9.0%
	Unknown	268	1.3%	111	0.5%	379	1.8%
	White	6,593	31.5%	3,459	16.5%	10,052	48.1%
Class	Freshman	2,492	11.9%	200	1.0%	2,692	12.9%
	Sophomore	2,114	10.1%	346	1.7%	2,460	11.8%
	Junior	2,185	10.5%	488	2.3%	2,673	12.8%
	Senior	2,704	12.9%	834	4.0%	3,538	16.9%
	Post Baccalaureate Degree Seeking	84	0.4%	250	1.2%	334	1.6%
	Post Baccalaureate Non-Degree	7	0.0%	141	0.7%	148	0.7%
	Other Undergraduate ¹	6	0.0%	108	0.5%	114	0.5%
	Graduate Certificate	8	0.0%	298	1.4%	306	1.5%
	Master's	2,046	9.8%	2,694	12.9%	4,740	22.7%
	Post Master's ²	5	0.0%	76	0.4%	81	0.4%
	Doctoral (excl. DMD, MD, OD)	1,628	7.8%	636	3.0%	2,264	10.8%
	Non-Degree Graduate ³	49	0.2%	155	0.7%	204	1.0%
	DMD, MD, OD	1,351	6.5%	-	-	1,351	6.5%
Age	Under 19	1,831	8.8%	57	0.3%	1,888	9.0%
	19-21	5,934	28.4%	399	1.9%	6,333	30.3%
	22-25	4,169	19.9%	1,596	7.6%	5,765	27.6%
	26-30	1,692	8.1%	1,435	6.9%	3,127	15.0%
	31-35	552	2.6%	849	4.1%	1,401	6.7%
	Over 35	501	2.4%	1,890	9.0%	2,391	11.4%
Source ⁴	Jefferson County	3,786	18.1%	2,149	10.3%	5,935	28.4%
	Other Metro Counties	2,017	9.6%	900	4.3%	2,917	14.0%
	Other Alabama Counties	4,872	23.3%	1,285	6.1%	6,157	29.5%
	Other U.S. States	2,452	11.7%	1,568	7.5%	4,020	19.2%
	Other Countries	1,552	7.4%	324	1.5%	1,876	9.0%
College/School	Arts and Sciences	4,976	23.8%	1,020	4.9%	5,996	28.7%
	Business	1,668	8.0%	1,265	6.1%	2,933	14.0%
	Dentistry	389	1.9%	1	0.0%	390	1.9%
	Education and Human Sciences	791	3.8%	578	2.8%	1,369	6.5%
	Engineering	983	4.7%	462	2.2%	1,445	6.9%
	Graduate School	22	0.1%	147	0.7%	169	0.8%
	Health Professions	1,883	9.0%	603	2.9%	2,486	11.9%
	Joint Health Sciences	447	2.1%	42	0.2%	489	2.3%
	Medicine	758	3.6%	42	0.2%	800	3.8%
	Nursing	1,252	6.0%	1,417	6.8%	2,669	12.8%
	Optometry	243	1.2%	2	0.0%	245	1.2%
	Provost	808	3.9%	302	1.4%	1,110	5.3%
	Public Health	459	2.2%	345	1.7%	804	3.8%
TOTAL		14,679	70.2%	6,226	29.8%	20,905	100.0%

NOTE: Does not include advanced professionals.

¹ Includes Transient, Temporary, Dual Enrolled, Concurrently Enrolled, Stand Alone Certificate students.² Includes Educational Specialist (Ed.S.) program students.³ Includes graduate INTO Pathway students and other non-degree seeking students.⁴ Source (student origin) is based on admit, home, and mailing state available at time of census and is not the same as tuition or student residency.

Other Metro Counties - Includes Blount, Shelby, St. Clair, and Walker counties.

Other U.S. States - Includes U.S. Territories and overseas military addresses.

Other Countries - Includes both U.S. Nonresident and residents sourced from outside the United States.

SOURCE: UAB Institutional Effectiveness and Analysis

UAB UNDERGRADUATE STUDENT DEMOGRAPHICS

FALL 2024

		FULL-TIME		PART-TIME		TOTAL	
		Count	%Total	Count	%Total	Count	%Total
Gender	Male	3,503	29.3%	897	7.5%	4,400	36.8%
	Female	6,075	50.8%	1,467	12.3%	7,542	63.1%
	Unknown	14	0.1%	3	0.0%	17	0.1%
Race/Ethnicity	American Indian or Alaska Native	8	0.1%	7	0.1%	15	0.1%
	Asian	1,034	8.6%	89	0.7%	1,123	9.4%
	Black or African American	2,551	21.3%	652	5.5%	3,203	26.8%
	Hispanic or Latino	844	7.1%	164	1.4%	1,008	8.4%
	Native Hawaiian or Other Pacific Islander	7	0.1%	1	0.0%	8	0.1%
	Two or more races	501	4.2%	119	1.0%	620	5.2%
	U.S. Nonresident	304	2.5%	57	0.5%	361	3.0%
	Unknown	76	0.6%	8	0.1%	84	0.7%
	White	4,267	35.7%	1,270	10.6%	5,537	46.3%
Class	Freshman	2,492	20.8%	200	1.7%	2,692	22.5%
	Sophomore	2,114	17.7%	346	2.9%	2,460	20.6%
	Junior	2,185	18.3%	488	4.1%	2,673	22.4%
	Senior	2,704	22.6%	834	7.0%	3,538	29.6%
	Post Baccalaureate Degree Seeking	84	0.7%	250	2.1%	334	2.8%
	Post Baccalaureate Non-Degree	7	0.1%	141	1.2%	148	1.2%
	Other Undergraduate ¹	6	0.1%	108	0.9%	114	1.0%
Age	Under 19	1,830	15.3%	57	0.5%	1,887	15.8%
	19-21	5,808	48.6%	389	3.3%	6,197	51.8%
	22-25	1,420	11.9%	733	6.1%	2,153	18.0%
	26-30	277	2.3%	409	3.4%	686	5.7%
	31-35	132	1.1%	251	2.1%	383	3.2%
	Over 35	125	1.0%	528	4.4%	653	5.5%
Source ²	Jefferson County	2,661	22.3%	1,049	8.8%	3,710	31.0%
	Other Metro Counties	1,618	13.5%	469	3.9%	2,087	17.5%
	Other Alabama Counties	3,586	30.0%	569	4.8%	4,155	34.7%
	Other U.S. States	1,422	11.9%	223	1.9%	1,645	13.8%
	Other Countries	305	2.5%	57	0.5%	362	3.0%
College/School	Arts and Sciences	4,027	33.7%	687	5.7%	4,714	39.4%
	Business	1,502	12.6%	670	5.6%	2,172	18.2%
	Dentistry	9	0.1%	-	-	9	0.1%
	Education and Human Sciences	642	5.4%	139	1.2%	781	6.5%
	Engineering	693	5.8%	115	1.0%	808	6.8%
	Health Professions	950	7.9%	173	1.4%	1,123	9.4%
	Nursing	764	6.4%	254	2.1%	1,018	8.5%
	Provost	770	6.4%	302	2.5%	1,072	9.0%
	Public Health	235	2.0%	27	0.2%	262	1.9%
TOTAL		9,592	80.2%	2,367	19.8%	11,959	100.0%
Average Age		20.7		29.2		22.4	

¹ Includes Transient, Temporary, Dual Enrolled, Concurrently Enrolled, Stand Alone Certificate students.

² Source (student origin) is based on admit, home, and mailing state available at time of census and is not the same as tuition or student residency.

Other Metro Counties - Includes Blount, Shelby, St. Clair, and Walker counties.

Other U.S. States - Includes U.S. Territories and overseas military addresses.

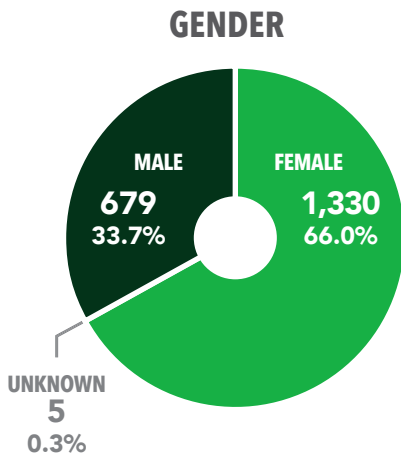
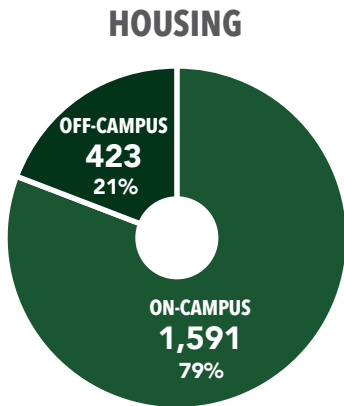
Other Countries - Includes both U.S. Nonresident and residents sourced from outside the United States.

SOURCE: UAB Institutional Effectiveness and Analysis

UAB FIRST-TIME FRESHMEN DEMOGRAPHICS

FULL-TIME AND PART-TIME STUDENTS

FALL 2024



AVERAGE AGE	MEAN ACT SCORE ²	MEAN HIGH SCHOOL GPA
18.2	26.5	3.8

¹ Source (student origin) is based on admit, home, and mailing state available at time of census and is not the same as tuition or student residency.

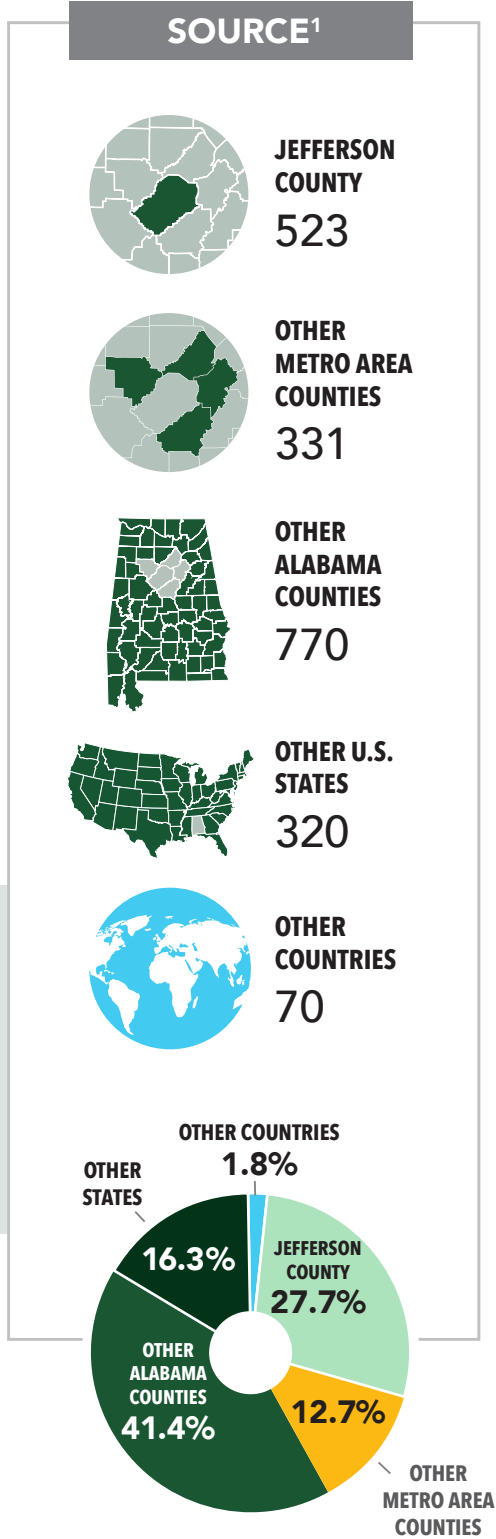
Other Metro Counties - Includes Blount, Shelby, St. Clair, and Walker counties.

Other U.S. States - Includes U.S. Territories and overseas military addresses.

Other Countries - Includes both U.S. Nonresident and residents sourced from outside the United States.

² The Mean ACT calculation does not include scores for students admitted as test optional.

SOURCE: UAB Institutional Effectiveness and Analysis



UAB FIRST-TIME FRESHMEN DEMOGRAPHICS

FALL 2024¹

		FULL-TIME		PART-TIME		TOTAL	
		Count	%Total	Count	%Total	Count	%Total
Gender	Male	668	33.2%	11	0.5%	679	33.7%
	Female	1,320	65.5%	10	0.5%	1,330	66.0%
	Unknown	5	0.2%	-	-	5	0.2%
Race/Ethnicity	American Indian or Alaska Native	2	0.1%	-	-	2	0.1%
	Asian	225	11.2%	-	-	225	11.2%
	Black or African American	600	29.8%	6	0.3%	606	30.1%
	Hispanic or Latino	186	9.2%	3	0.1%	189	9.4%
	Native Hawaiian or Other Pacific Islander	2	0.1%	-	-	2	0.1%
	Two or more races	111	5.5%	2	0.1%	113	5.6%
	U.S. Nonresident	70	3.5%	-	-	70	3.5%
	Unknown	20	1.0%	1	0.0%	21	1.0%
	White	777	38.6%	9	0.4%	786	39.0%
Age	Under 19	1,737	86.2%	8	0.4%	1,745	86.6%
	19-21	243	12.1%	6	0.3%	249	12.4%
	22-25	9	0.4%	-	-	9	0.4%
	26-30	3	0.1%	1	0.0%	4	0.2%
	31-35	-	-	2	0.1%	2	0.1%
	Over 35	1	0.0%	4	0.2%	5	0.2%
Source ²	Jefferson County	514	25.5%	9	0.4%	523	26.0%
	Other Metro Counties	325	16.1%	6	0.3%	331	16.4%
	Other Alabama Counties	766	38.0%	4	0.2%	770	38.2%
	Other U.S. States	318	15.8%	2	0.1%	320	15.9%
	Other Countries	70	3.5%	-	-	70	3.5%
College/School	Arts and Sciences	815	40.5%	3	0.1%	818	40.6%
	Business	212	10.5%	8	0.4%	220	10.9%
	Dentistry	2	0.1%	-	-	2	0.1%
	Education and Human Sciences	101	5.0%	1	0.0%	102	5.1%
	Engineering	128	6.4%	-	-	128	6.4%
	Health Professions	221	11.0%	2	0.1%	223	11.1%
	Nursing	175	8.7%	1	0.0%	176	8.7%
	Provost	317	15.7%	6	0.3%	323	16.0%
	Public Health	22	1.1%	-	-	22	1.1%
TOTAL		1,993	99.0%	21	1.0%	2,014	100.0%
In Campus Housing						1,591	79.0%
Average Age		18.1		26.0		18.2	
Mean ACT ³						26.5	
Mean High School GPA						3.77	

Top Ten Feeder High Schools: Hoover (59); Spain Park (52); Hewitt-Trussville (52); Thompson (47); Vestavia Hills (35); Helena (35); Chelsea (33); Sparkman (31); Oak Mountain (29); Bob Jones (29)

¹ Includes first-time freshmen who initially enrolled in the summer semester, met the criteria for first-time freshmen, and remained enrolled in the fall semester.

² Source (student origin) is based on admit, home, and mailing state available at time of census and is not the same as tuition or student residency.

Other Metro Counties - Includes Blount, Shelby, St. Clair, and Walker counties.

Other U.S. States - Includes U.S. Territories and overseas military addresses.

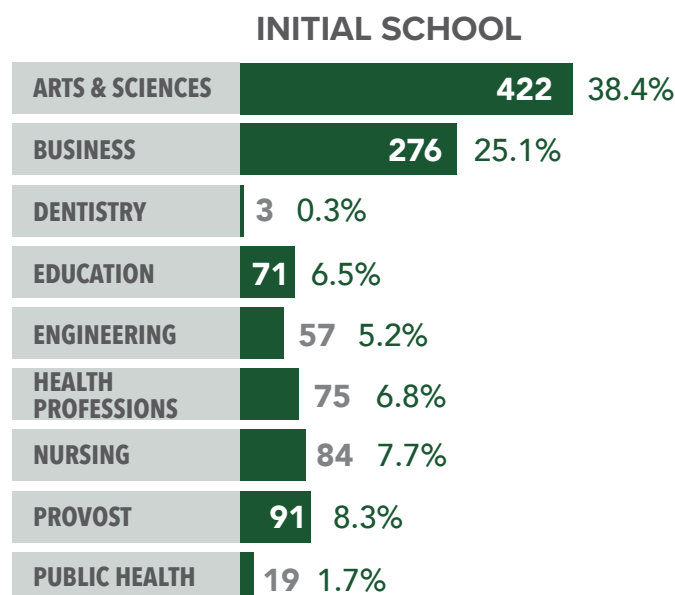
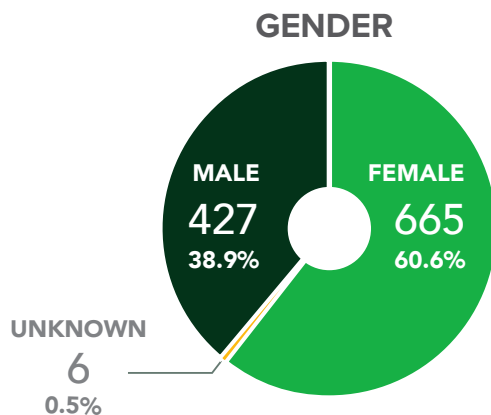
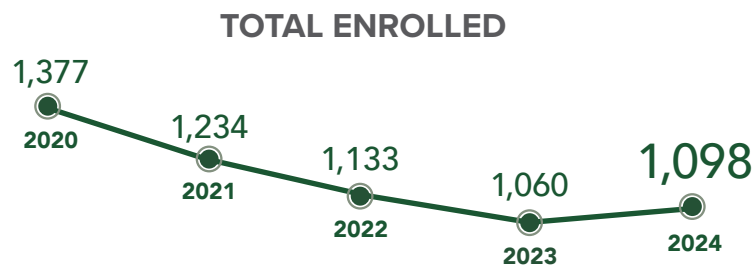
Other Countries - Includes both U.S. Nonresident and residents sourced from outside the United States.

³ The Mean ACT calculation does not include scores for students admitted as test optional.

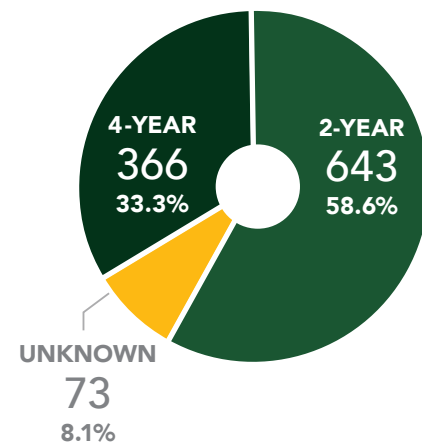
SOURCE: UAB Institutional Effectiveness and Analysis

UAB ENTERING UNDERGRADUATE TRANSFER STUDENT DEMOGRAPHICS

FULL-TIME AND PART-TIME STUDENTS
FALL 2024¹



TRANSFER INSTITUTION TYPE



TOP FEEDER SCHOOLS

Jefferson State Comm College	227	20.7%
Lawson St Comm Coll-Birmingham	69	6.3%
Wallace St Comm Col-Hanceville	55	5.0%
Birmingham Southern College	42	3.8%
Bevill State Comm Coll-Jasper	39	3.6%
Univ of Alabama	36	3.3%
Snead State Community College	32	2.9%
Gadsden State Comm Coll	23	2.1%
Calhoun Community College	22	2.0%
Shelton State Comm College	21	1.9%

¹ Includes first-time transfer students who initially enrolled at UAB during the summer semester and continued enrollment in the fall semester.

SOURCE: UAB Institutional Effectiveness and Analysis

UAB ENTERING UNDERGRADUATE TRANSFER STUDENT DEMOGRAPHICS

FALL 2024¹

		FULL-TIME		PART-TIME		TOTAL	
		Count	%Total	Count	%Total	Count	%Total
Gender	Male	320	29.1%	107	9.7%	427	38.9%
	Female	474	43.2%	191	17.4%	665	60.6%
	Unknown	4	0.4%	2	0.2%	6	0.5%
Race/Ethnicity	American Indian or Alaska Native	-	-	-	-	-	0.0%
	Asian	29	2.6%	6	0.5%	35	3.2%
	Black or African American	225	20.5%	95	8.7%	320	29.1%
	Hispanic or Latino	98	8.9%	23	2.1%	121	11.0%
	Native Hawaiian or Other Pacific Islander	-	-	-	-	-	0.0%
	Two or more races	35	3.2%	11	1.0%	46	4.2%
	U.S. Nonresident	16	1.5%	3	0.3%	19	1.7%
	Unknown	4	0.4%	1	0.1%	5	0.5%
	White	391	35.6%	161	14.7%	552	50.3%
Class	Freshman	126	11.5%	34	3.1%	160	14.6%
	Sophomore	268	24.4%	102	9.3%	370	33.7%
	Junior	306	27.9%	79	7.2%	385	35.1%
	Senior	77	7.0%	21	1.9%	98	8.9%
	Post Baccalaureate Degree Seeking	21	1.9%	51	4.6%	72	6.6%
	Post Baccalaureate Non-Degree ²	-	-	6	0.5%	6	0.5%
	Other Undergraduate ²	-	-	7	0.6%	7	0.6%
College/School	Arts and Sciences	358	32.6%	64	5.8%	422	38.4%
	Business	167	15.2%	109	9.9%	276	25.1%
	Dentistry	3	0.3%	-	-	3	0.3%
	Education and Human Sciences	62	5.6%	9	0.8%	71	6.5%
	Engineering	46	4.2%	11	1.0%	57	5.2%
	Health Professions	61	5.6%	14	1.3%	75	6.8%
	Nursing	25	2.3%	59	5.4%	84	7.7%
	Provost	60	5.5%	31	2.8%	91	8.3%
	Public Health	16	1.5%	3	0.3%	19	1.7%
Top Feeder Institutions	Jefferson State Comm College	168	15.3%	59	5.4%	227	20.7%
	Lawson St Comm Coll-Birmingham	43	3.9%	26	2.4%	69	6.3%
	Wallace St Comm Col-Hanceville	32	2.9%	23	2.1%	55	5.0%
	Birmingham Southern College	39	3.6%	3	0.3%	42	3.8%
	Bevill State Comm Coll-Jasper	26	2.4%	13	1.2%	39	3.6%
	Univ of Alabama	25	2.3%	11	1.0%	36	3.3%
	Snead State Community College	27	2.5%	5	0.5%	32	2.9%
	Gadsden State Comm Coll	16	1.5%	7	0.6%	23	2.1%
	Calhoun Community College	19	1.7%	3	0.3%	22	2.0%
	Shelton State Comm College	14	1.3%	7	0.6%	21	1.9%
TOTAL		798	72.7%	300	27.3%	1,098	100.0%

¹ Includes first-time transfer students who initially enrolled at UAB during the summer semester and continued enrollment in the fall semester.

² Includes Stand Alone Certificate students.

SOURCE: UAB Institutional Effectiveness and Analysis

UAB GRADUATE STUDENT DEMOGRAPHICS

FALL 2024

		FULL-TIME		PART-TIME		TOTAL	
		Count	%Total	Count	%Total	Count	%Total
Gender	Male	1,411	18.6%	1,149	15.1%	2,560	33.7%
	Female	2,212	29.1%	2,617	34.5%	4,829	63.6%
	Unknown	113	1.5%	93	1.2%	206	2.7%
Race/Ethnicity	American Indian or Alaska Native	8	0.1%	2	0.0%	10	0.1%
	Asian	149	2.0%	194	2.6%	343	4.5%
	Black or African American	462	6.1%	807	10.6%	1,269	16.7%
	Hispanic or Latino	118	1.6%	170	2.2%	288	3.8%
	Native Hawaiian or Other Pacific Islander	1	0.0%	3	0.0%	4	0.1%
	Two or more races	95	1.3%	126	1.7%	221	2.9%
	U.S. Nonresident	1,230	16.2%	265	3.5%	1,495	19.7%
	Unknown	122	1.6%	103	1.4%	225	3.0%
	White	1,551	20.4%	2,189	28.8%	3,740	49.2%
Class	Graduate Certificate	8	0.1%	298	3.9%	306	4.0%
	Master's	2,046	26.9%	2,694	35.5%	4,740	62.4%
	Post Master's ¹	5	0.1%	76	1.0%	81	1.1%
	Doctoral (excl. D.M.D., M.D., O.D.)	1,628	21.4%	636	8.4%	2,264	29.8%
	Non-Degree Graduate ²	49	0.6%	155	2.0%	204	2.7%
Age	Under 19	1	0.0%	-	-	1	0.0%
	19-21	114	1.5%	10	0.1%	124	1.6%
	22-25	1,837	24.2%	863	11.4%	2,700	35.5%
	26-30	1,068	14.1%	1,026	13.5%	2,094	27.6%
	31-35	364	4.8%	598	7.9%	962	12.7%
	Over 35	352	4.6%	1,362	17.9%	1,714	22.6%
Source ³	Jefferson County	740	9.7%	1,100	14.5%	1,840	24.2%
	Other Metro Counties	286	3.8%	431	5.7%	717	9.4%
	Other Alabama Counties	745	9.8%	716	9.4%	1,461	19.2%
	Other U.S. States	735	9.7%	1,345	17.7%	2,080	27.4%
	Other Countries	1,230	16.2%	267	3.5%	1,497	19.7%
College/School	Arts and Sciences	949	12.5%	333	4.4%	1,282	16.9%
	Business	166	2.2%	595	7.8%	761	10.0%
	Dentistry	-	-	1	0.0%	1	0.0%
	Education and Human Sciences	149	2.0%	439	5.8%	588	7.7%
	Engineering	290	3.8%	347	4.6%	637	8.4%
	Graduate School	22	0.3%	147	1.9%	169	2.2%
	Health Professions	933	12.3%	430	5.7%	1,363	17.9%
	Joint Health Sciences	447	5.9%	42	0.6%	489	6.4%
	Medicine	10	0.1%	42	0.6%	52	0.7%
	Nursing	488	6.4%	1,163	15.3%	1,651	21.7%
	Optometry	20	0.3%	2	0.0%	22	0.3%
	Provost	38	0.5%	-	-	38	0.5%
	Public Health	224	2.9%	318	4.2%	542	7.1%
TOTAL		3,736	49.2%	3,859	50.8%	7,595	100.0%
Average Age		27.2		33.8		30.6	

¹ Includes Educational Specialist (Ed.S.) program students.

² Includes graduate INTO Pathway students and other non-degree seeking students.

³ Source (student origin) is based on admit, home, and mailing state available at time of census and is not the same as tuition or student residency.

Other Metro Counties - Includes Blount, Shelby, St. Clair, and Walker counties.

Other U.S. States - Includes U.S. Territories and overseas military addresses.

Other Countries - Includes both U.S. Nonresident and residents sourced from outside the United States.

UAB DMD, MD, OD STUDENT DEMOGRAPHICS

FALL 2024

		FULL-TIME		PART-TIME		TOTAL	
		Count	%Total	Count	%Total	Count	%Total
Gender	Male	544	40.3%	-	-	544	40.3%
	Female	673	49.8%	-	-	673	49.8%
	Unknown	134	9.9%	-	-	134	9.9%
Race/Ethnicity	American Indian or Alaska Native	3	0.2%	-	-	3	0.2%
	Asian	229	17.0%	-	-	229	17.0%
	Black or African American	114	8.4%	-	-	114	8.4%
	Hispanic or Latino	88	6.5%	-	-	88	6.5%
	Native Hawaiian or Other Pacific Islander	-	-	-	-	-	0.0%
	Two or more races	55	4.1%	-	-	55	4.1%
	U.S. Nonresident	17	1.3%	-	-	17	1.3%
	Unknown	70	5.2%	-	-	70	5.2%
	White	775	57.4%	-	-	775	57.4%
Class	First Year	348	25.8%	-	-	348	25.8%
	Second Year	331	24.5%	-	-	331	24.5%
	Third Year	341	25.2%	-	-	341	25.2%
	Fourth Year	331	24.5%	-	-	331	24.5%
Age	19-21	12	0.9%	-	-	12	0.9%
	22-25	912	67.5%	-	-	912	67.5%
	26-30	347	25.7%	-	-	347	25.7%
	31-35	56	4.1%	-	-	56	4.1%
	Over 35	24	1.8%	-	-	24	1.8%
Source ¹	Jefferson County	385	28.5%	-	-	385	28.5%
	Other Metro Counties	113	8.4%	-	-	113	8.4%
	Other Alabama Counties	541	40.0%	-	-	541	40.0%
	Other U.S. States	295	21.8%	-	-	295	21.8%
	Other Countries	17	1.3%	-	-	17	1.3%
School	Dentistry	380	28.1%	-	-	380	28.1%
	Medicine	748	55.4%	-	-	748	55.4%
	Optometry	223	16.5%	-	-	223	16.5%
TOTAL		1,351	100.0%	0	0.0%	1,351	100.0%
Average Age		25.3		N/A		25.3	

¹ Source (student origin) is based on admit, home, and mailing state available at time of census and is not the same as tuition or student residency.

Other Metro Counties - Includes Blount, Shelby, St. Clair, and Walker counties.

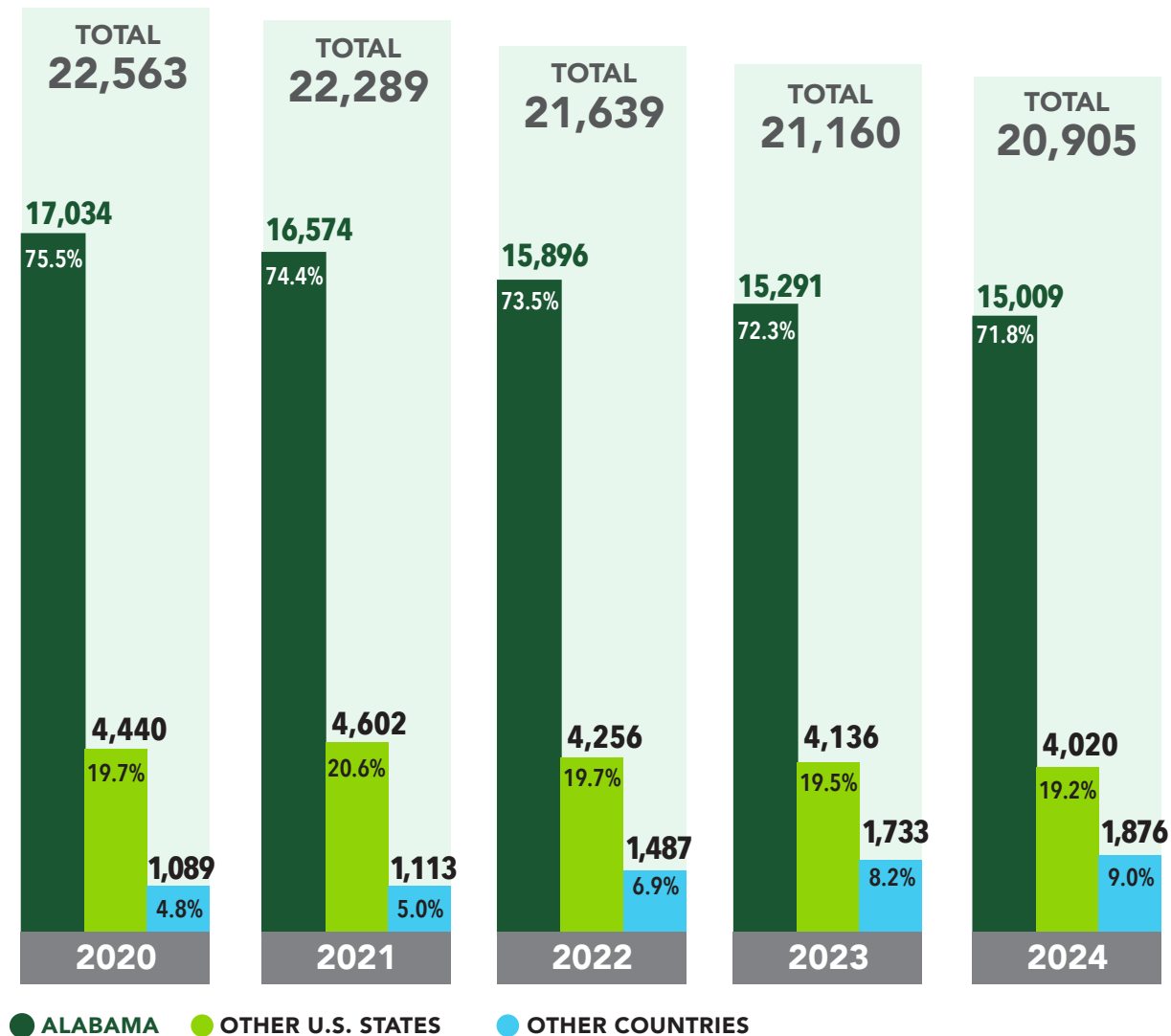
Other U.S. States - Includes U.S. Territories and overseas military addresses.

Other Countries - Includes both U.S. Nonresident and residents sourced from outside the United States.

SOURCE: UAB Institutional Effectiveness and Analysis

UAB FIVE-YEAR ENROLLMENT BY SOURCE (ORIGIN)¹

FALL 2020–FALL 2024



SOURCE ¹		2020	2021	2022	2023	2024
	JEFFERSON COUNTY	7,096	6,749	6,511	6,157	5,935
	OTHER METRO AREA COUNTIES	3,239	3,092	2,866	2,776	2,917
	OTHER ALABAMA COUNTIES	6,699	6,733	6,519	6,358	6,157
	OTHER U.S. STATES	4,440	4,602	4,256	4,136	4,020
	OTHER COUNTRIES	1,089	1,113	1,487	1,733	1,876
	TOTAL STUDENTS	22,563	22,289	21,639	21,160	20,905

¹ Source (student origin) is based on admit, home, and mailing state available at time of census and is not the same as tuition or student residency.

Other Metro Counties - Includes Blount, Shelby, St. Clair, and Walker counties.

Other U.S. States - Includes U.S. Territories and overseas military addresses.

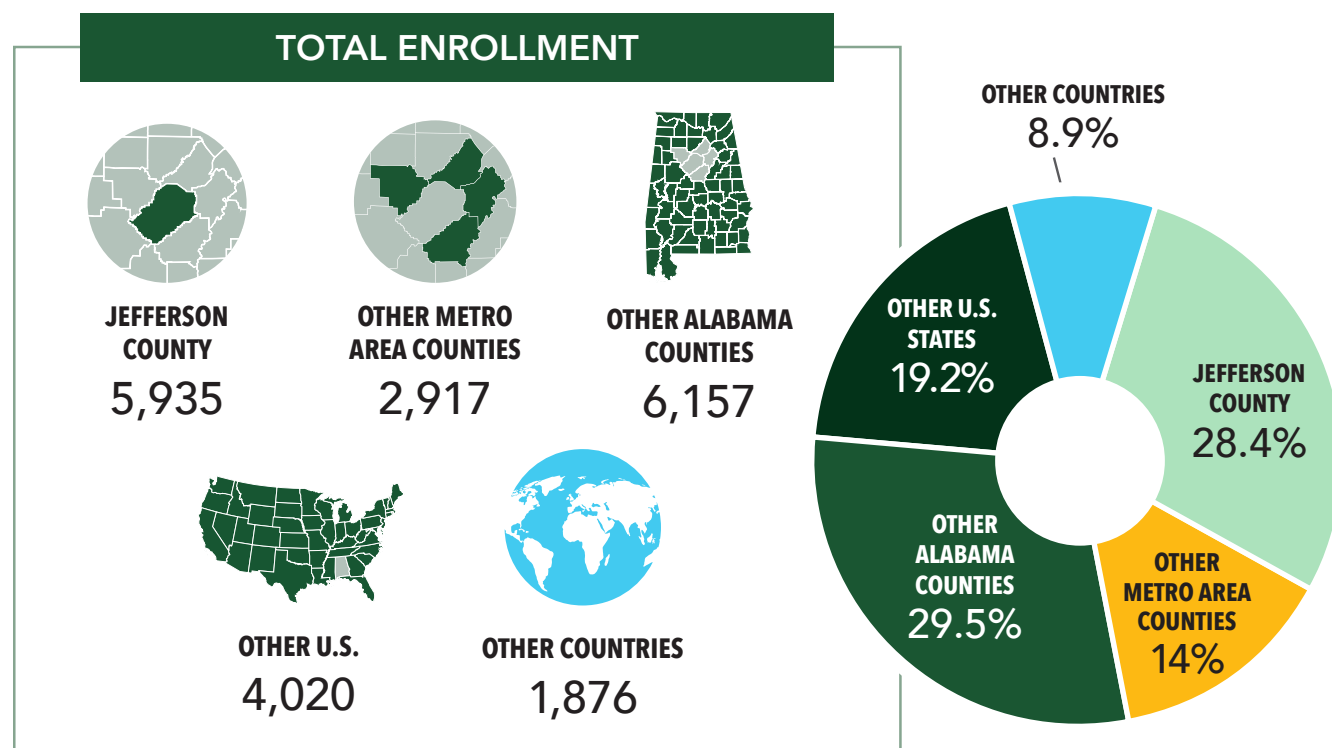
Other Countries - Includes both U.S. Nonresident and residents sourced from outside the United States.

SOURCE: UAB Institutional Effectiveness and Analysis

UAB ENROLLMENT BY SOURCE (ORIGIN)¹

FALL 2024

	FIRST-TIME FRESHMEN	UNDERGRADUATE ²	GRADUATE	DMD/MD/OD	TOTAL
JEFFERSON COUNTY	523	3,710	1,840	385	5,935
OTHER METRO AREA COUNTIES	331	2,087	717	113	2,917
OTHER ALABAMA COUNTIES	770	4,155	1,461	541	6,157
OTHER U.S. STATES	320	1,645	2,080	295	4,020
OTHER COUNTRIES	70	362	1,497	17	1,876
TOTAL STUDENTS	2,014	11,959	7,595	1,351	20,905



¹ Source (student origin) is based on admit, home, and mailing state available at time of census and is not the same as tuition or student residency.

Other Metro Counties - Includes Blount, Shelby, St. Clair, and Walker counties.

Other U.S. States - Includes U.S. Territories and overseas military addresses.

Other Countries - Includes both U.S. Nonresident and residents sourced from outside the United States.

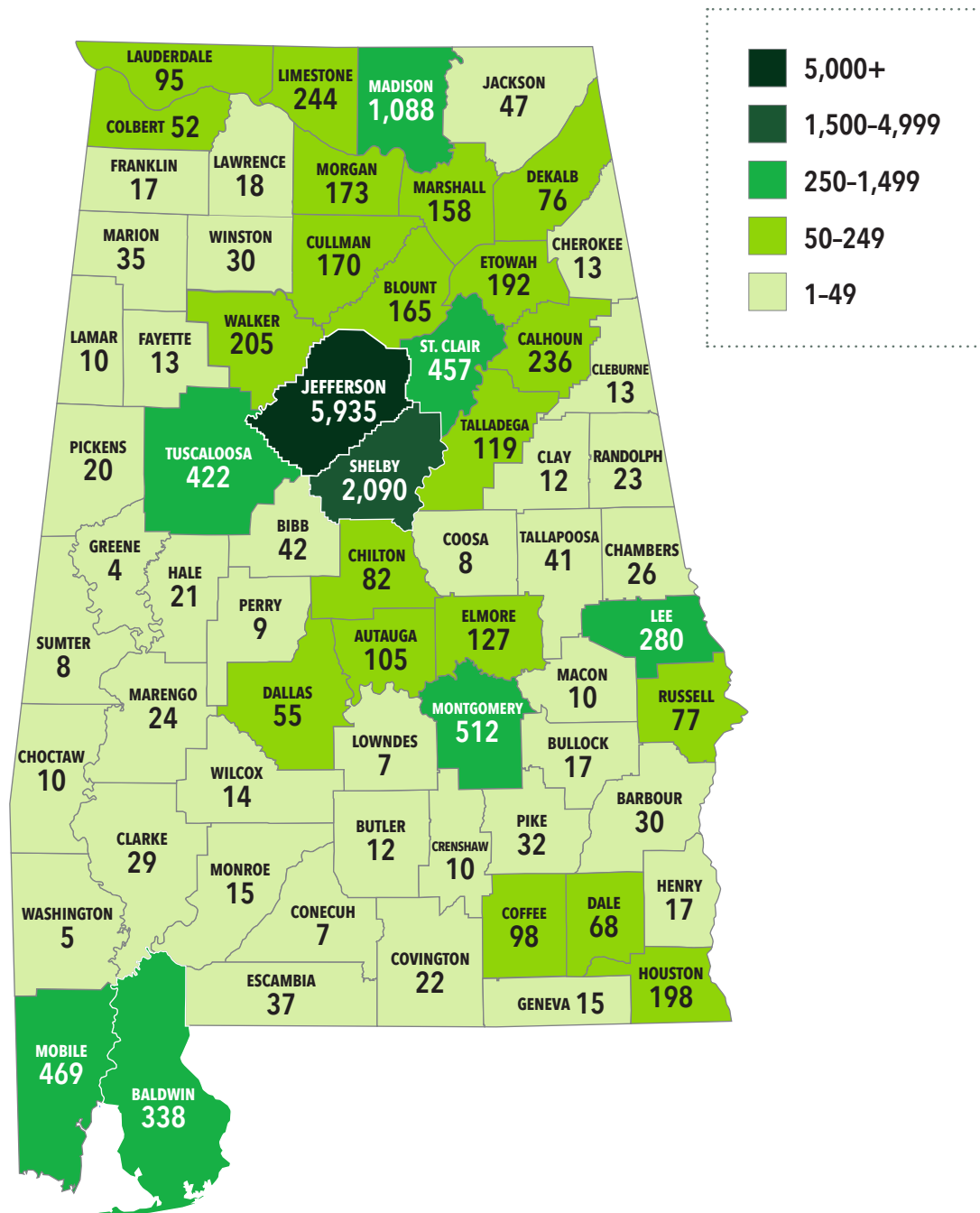
² Includes the First-Time Freshmen.

SOURCE: UAB Institutional Effectiveness and Analysis

UAB ENROLLMENT BY SOURCE (ORIGIN)¹

ALABAMA COUNTIES

FALL 2024

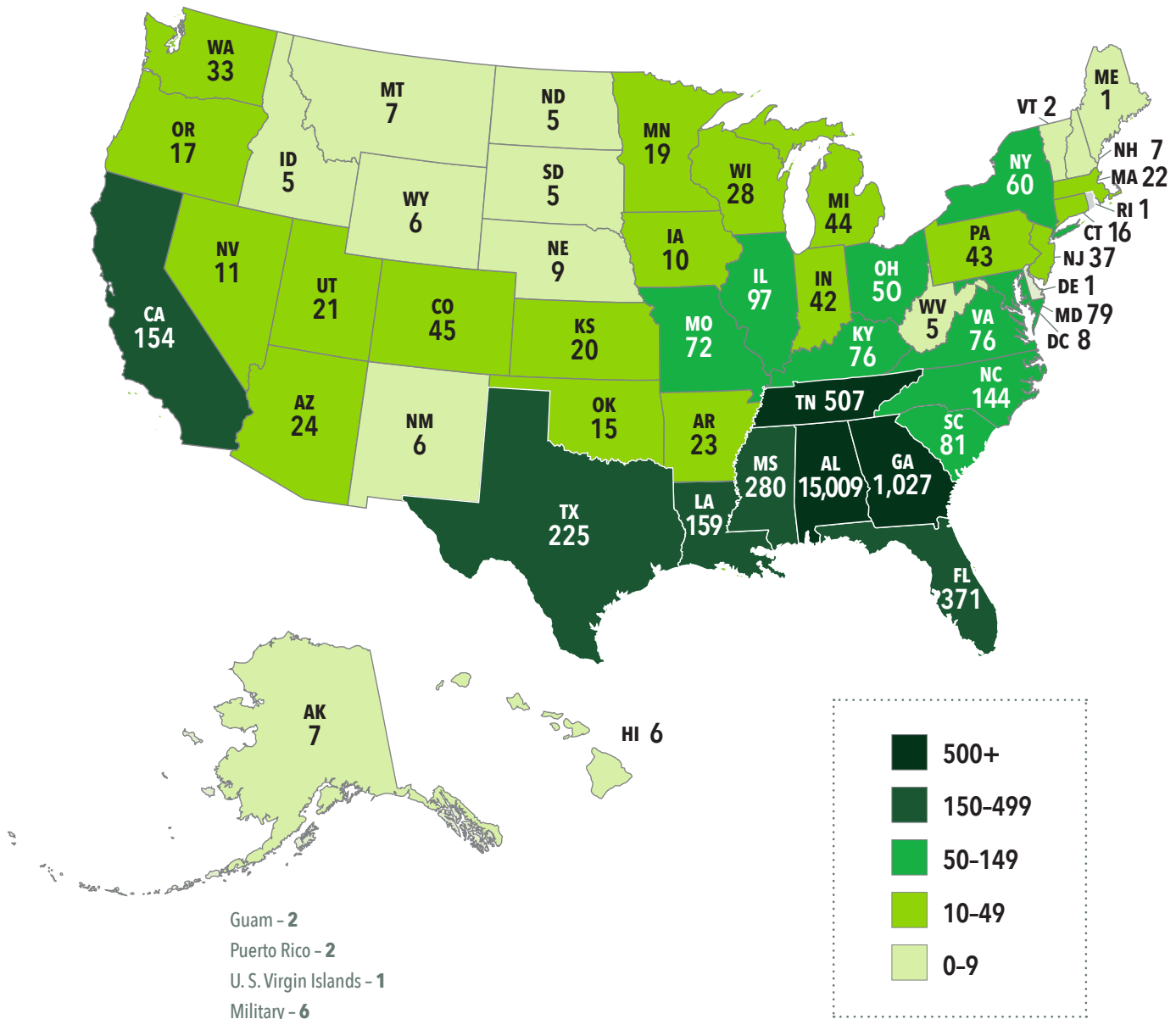


¹ Source (student origin) is based on admit, home, and mailing state available at time of census and is not the same as tuition or student residency.

UAB ENROLLMENT BY SOURCE (ORIGIN)¹

U.S. STATES

FALL 2024



¹ Source (student origin) is based on admit, home, and mailing state available at time of census and is not the same as tuition or student residency.

SOURCE: UAB Institutional Effectiveness and Analysis

UAB ENROLLMENT BY SCHOOL AND PROGRAM STATUS¹

FALL 2020–FALL 2024

ENROLLMENT BY PRIMARY PROGRAM ²					
	2020	2021	2022	2023	2024
Arts and Sciences	6,220	6,258	6,322	6,261	5,996
Business	3,416	3,521	3,269	3,075	2,933
Dentistry	305	320	353	369	390
Education and Human Sciences	1,858	1,776	1,558	1,414	1,369
Engineering	1,452	1,399	1,391	1,401	1,445
Graduate School	151	149	165	189	169
Health Professions	2,583	2,519	2,468	2,400	2,486
Joint Health Sciences	412	388	425	458	489
Medicine	694	676	669	739	800
Nursing	2,968	2,725	2,653	2,616	2,669
Optometry	215	219	227	242	245
Provost	1,351	1,363	1,249	1,190	1,110
Public Health	938	976	890	806	804
TOTAL	22,563	22,289	21,639	21,160	20,905

ENROLLMENT BY SECONDARY PROGRAM ³					
	2020	2021	2022	2023	2024
Arts and Sciences	496	538	550	542	505
Business	207	239	286	285	226
Dentistry	9	10	8	11	5
Education and Human Sciences	171	137	109	75	64
Engineering	9	16	14	22	37
Graduate School	81	79	89	108	93
Health Professions	79	84	112	151	184
Honors College	-	-	-	-	23
Joint Health Sciences	68	96	94	120	152
Medicine	45	56	66	53	51
Nursing	3	2	4	6	2
Optometry	6	5	10	15	14
Provost	4	5	2	4	8
Public Health	139	165	181	168	173
<i>No Declared Second Program/Major</i>	<i>21,246</i>	<i>20,857</i>	<i>20,114</i>	<i>19,600</i>	<i>19,368</i>
TOTAL	22,563	22,289	21,639	21,160	20,905

¹ Fall student headcounts are based as of each term's official census date and do not reflect enrollment changes after that point. Each chart reflects all enrolled students as of that census, unduplicated within each respective chart.

² First College/School, Program Level, and Major refer to the validated primary program level, college, and major, respectively, associated with each student's primary program as of the census date.

³ Second College/School, Program Level, and Major refer to the unvalidated program level, college, and major associated with a student's secondary program at census. These are determined based on curriculum priority:

Dual Degree: Two distinct degrees (e.g., MD/PhD), both marked as Curriculum Priority 1. Both degrees are reported to IPEDS (federal) and ACHE (state) upon completion.

Double Major: Two majors within a single degree. The first is marked as Curriculum Priority 1, and the second as Priority 2. The primary major is reported to ACHE, while both are reported to IPEDS upon completion.

Note: While Banner allows for up to five concurrent programs, most students have no more than two officially listed in Banner. Additionally, students often change and update their second programs/majors in Banner especially in their final terms before completion.

SOURCE: UAB Institutional Effectiveness and Analysis

UAB ENROLLMENT BY STUDENT LEVEL AND CLASSIFICATION

FALL 2020–FALL 2024

UAB ENROLLMENT BY LEVEL					
	2020	2021	2022	2023	2024
UNDERGRADUATE	13,878	13,547	13,032	12,382	11,959
GRADUATE	7,513	7,563	7,400	7,486	7,595
D.M.D., M.D., O.D.	1,172	1,179	1,207	1,292	1,351
TOTAL FOR REPORTING¹	22,563	22,289	21,639	21,160	20,905
ADVANCED PROFESSIONAL ²	1,466	1,457	1,456	1,505	1,512
TOTAL	24,029	23,746	23,095	22,665	22,417

¹ This total is reported to state (e.g., ACHE) and federal agencies (e.g., IPEDS, NCES) and is used for most other such surveys and questionnaires.

² Advanced Professionals are interns, residents, and postdoctoral fellows who are at UAB to participate in specialized training beyond their academic or professional degrees.

SOURCE: UAB Institutional Effectiveness and Analysis

UAB ENROLLMENT BY CLASSIFICATION					
	2020	2021	2022	2023	2024
Freshman	2,980	3,131	3,022	2,868	2,692
Sophomore	2,904	2,684	2,590	2,409	2,460
Junior	3,256	3,211	2,943	2,885	2,673
Senior	3,941	3,812	3,843	3,623	3,538
Post Baccalaureate Degree Seeking	527	474	402	351	334
Post Baccalaureate Non-Degree	159	140	115	116	148
Other Undergraduate ³	111	95	117	130	114
Graduate Certificate	181	211	221	252	306
Master's	5,253	5,156	4,867	4,745	4,740
Education Specialist	43	37	29	52	81
Doctoral (excludes D.M.D., M.D., O.D.)	1,790	2,003	2,107	2,211	2,264
Non-Degree Graduate ⁴	246	156	176	226	204
D.M.D., M.D., O.D.	1,172	1,179	1,207	1,292	1,351
TOTAL FOR REPORTING¹	22,563	22,289	21,639	21,160	20,905

¹ This total is reported to state (e.g., ACHE) and federal agencies (e.g., IPEDS, NCES) and is used for most other such surveys and questionnaires.

² Advanced Professionals are interns, residents, and postdoctoral fellows who are at UAB to participate in specialized training beyond their academic or professional degrees.

³ Includes Transient, Temporary, Dual Enrolled, Concurrently Enrolled, Stand Alone Certificate students.

⁴ Includes graduate INTO Pathway students and other non-degree seeking students.

SOURCE: UAB Institutional Effectiveness and Analysis



UAB FULL-TIME AND PART-TIME ENROLLMENT BY GENDER

FALL 2020–FALL 2024

Full-Time		2020	2021	2022	2023	2024
	Male	5,680	5,613	5,686	5,545	5,458
	Female	9,199	9,313	9,394	9,199	8,960
	Unknown	1	-	-	71	261
	% FT	65.9%	67.0%	69.7%	70.0%	70.2%

Part-Time	Male	2,562	2,498	2,216	2,146	2,046
	Female	5,121	4,865	4,342	4,158	4,084
	Unknown	-	-	1	41	96
	% PT	34.1%	33.0%	30.3%	30.0%	29.8%

Total	Male	8,242	8,111	7,902	7,691	7,504
	Female	14,320	14,178	13,736	13,357	13,044
	Unknown	1	-	1	112	357
	TOTAL	22,563	22,289	21,639	21,160	20,905

NOTE: Totals do not include advanced professionals.

SOURCE: UAB Institutional Effectiveness and Analysis



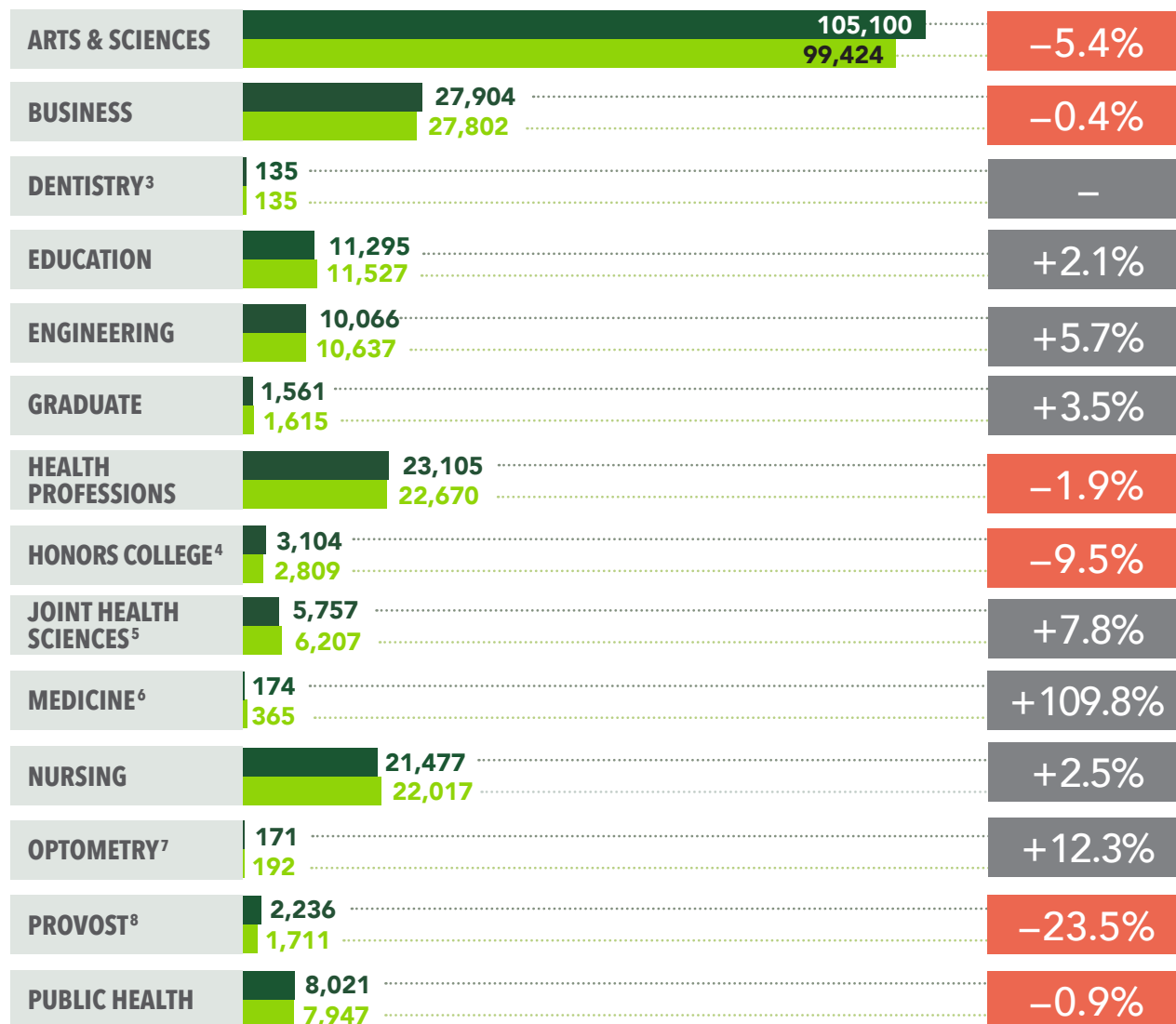
UAB CREDIT HOUR PRODUCTION^{1,2}

FALL 2024 TO FALL 2023 COMPARISON

PREVIOUS YEAR COMPARISON BY COURSE SCHOOL

● 2023 ● 2024

CHANGE FROM 2023



TOTAL



¹ Course credits are assigned based on the course college/school offering the course.

² Courses leading to the D.M.D., M.D., and O.D. degrees in Dentistry, Medicine, and Optometry do not generate reported credit hours.

³ Dental Assisting Program courses are counted under the School of Dentistry for credit hour reporting.

⁴ Honors College credit hours exclude honors-designated courses taught by other schools or colleges for which credit is awarded outside the Honors College.

⁵ Includes credit hours from courses in Clinical Dentistry and Oral Biology, both housed within the School of Dentistry.

⁶ Includes credit hours from courses offered by the Department of Undergraduate Medical Education within the School of Medicine.

⁷ Includes credit hours from Vision Science courses within the School of Optometry.

⁸ The Provost's area includes credit hours from ROTC and Cooperative Education courses.

UAB CREDIT HOUR PRODUCTION

FALL 2024

COURSE COLLEGE / SCHOOL ¹	LOWER DIVISION UG ²	UPPER DIVISION UG ²	GRADUATE ONE ²	GRADUATE TWO ²	TOTAL
Arts and Sciences	71,003	17,805	8,347	2,269	99,424
Business	8,086	13,995	5,721	-	27,802
Dentistry ³	135	-	-	-	135
Education and Human Sciences	3,560	4,011	3,540	416	11,527
Engineering	2,702	3,714	3,520	701	10,637
Graduate School	-	-	998	617	1,615
Health Professions	2,337	5,891	9,107	5,335	22,670
Honors College ⁴	2,418	391	-	-	2,809
Joint Health Sciences ⁵	592	1,425	655	3,535	6,207
Medicine ⁶	-	-	365	-	365
Nursing	1,020	7,533	6,484	6,980	22,017
Optometry ⁷	-	-	60	132	192
Provost ⁸	1,228	483	-	-	1,711
Public Health	2,340	963	4,142	502	7,947
TOTAL	95,421	56,211	42,939	20,487	215,058

¹ Course credits are assigned based on the course college/school offering the course. Courses leading to the D.M.D., M.D., and O.D. degrees in Dentistry, Medicine, and Optometry do not generate reported credit hours.

² Courses leading to the D.M.D., M.D., and O.D. degrees in Dentistry, Medicine, and Optometry do not generate reported credit hours.

Note that these course level definitions apply to the instructional content of the academic activity not to the participant (student level).

Undergraduate Lower Division: Courses in lower division typically carry course numbers below 300.

Undergraduate Upper Division: Courses in upper division typically carry course numbers between 300 to 499.

Graduate Level One: Courses in Level One typically carry course numbers between 500 to 699. Courses in the School of Education with course numbers 700-729 are classified as Graduate One.

Graduate Level Two: Courses in Level Two typically carry course numbers above 700.

³ Dental Assisting Program courses are counted under the School of Dentistry for credit hour reporting.

⁴ Honors College credit hours exclude honors-designated courses taught by other schools or colleges for which credit is awarded outside the Honors College.

⁵ Includes credit hours from courses in Clinical Dentistry and Oral Biology, both housed within the School of Dentistry.

⁶ Includes credit hours from courses offered by the Department of Undergraduate Medical Education within the School of Medicine.

⁷ Includes credit hours from Vision Science courses within the School of Optometry.

⁸ The Provost's area includes credit hours from ROTC and Cooperative Education courses.

SOURCE: Institutional Effectiveness and Analysis, 09/10/2024

UAB ANNUAL CREDIT HOUR PRODUCTION BY SCHOOL

2019–2020 THROUGH 2023–2024

COURSE COLLEGE / SCHOOL ¹	ACHE ACADEMIC LEVEL ²	2019-2020	2020-2021	2021-2022	2022-2023	2023-2024
Arts and Sciences	Lower Division UG	181,883	175,311	172,810	167,533	154,463
	Upper Division UG	41,825	44,004	42,642	42,823	41,623
	Graduate One	11,135	12,427	14,584	19,583	18,946
	Graduate Two	6,153	5,547	5,295	5,794	5,701
	TOTAL	240,996	237,289	235,331	235,733	220,733
Business	Lower Division UG	21,861	20,940	19,964	19,092	18,174
	Upper Division UG	35,243	35,144	34,010	32,782	32,773
	Graduate One	13,812	17,154	18,471	16,320	15,729
	TOTAL	70,916	73,238	72,445	68,194	66,676
Dentistry ³	Lower Division UG	588	730	536	842	561
	TOTAL	588	730	536	842	561
Education and Human Sciences	Lower Division UG	6,478	6,560	6,388	6,151	6,662
	Upper Division UG	11,387	12,127	11,419	10,620	9,923
	Graduate One	11,709	11,962	10,809	9,454	9,133
	Graduate Two	885	1,136	727	694	522
	TOTAL	30,459	31,785	29,343	26,919	26,240
Engineering	Lower Division UG	5,951	5,864	5,538	5,474	5,480
	Upper Division UG	8,152	8,863	8,759	8,342	8,760
	Graduate One	7,550	7,283	7,261	7,320	7,943
	Graduate Two	1,429	1,528	1,494	1,640	1,607
	TOTAL	23,082	23,538	23,052	22,776	23,790
Graduate School	Upper Division UG	56	82	48	41	-
	Graduate One	1,366	2,023	1,899	2,260	2,631
	Graduate Two	2,138	2,039	2,077	1,963	1,732
	TOTAL	3,560	4,144	4,024	4,264	4,363
Health Professions	Lower Division UG	3,189	3,401	3,820	3,989	3,124
	Upper Division UG	15,195	15,758	15,724	15,977	15,795
	Graduate One	31,567	31,115	26,629	23,301	22,731
	Graduate Two	8,646	10,343	12,855	14,687	15,576
	TOTAL	58,597	60,617	59,028	57,954	57,226
Honors College ⁴	Lower Division UG	3,586	3,834	3,743	3,597	3,518
	Upper Division UG	1,415	1,305	1,547	1,519	1,321
	TOTAL	5,001	5,139	5,290	5,116	4,839

¹ Course credits are assigned based on the course college/school offering the course. Courses leading to the D.M.D., M.D., and O.D. degrees in Dentistry, Medicine, and Optometry do not generate reported credit hours.

² Alabama Commission on Higher Education (ACHE) Academic Levels: Division of academic activity into four categories of instructional content designated as lower division and upper division undergraduate and graduate levels one and two.

Note that these course level definitions apply to the instructional content of the academic activity not to the participant (student level).

Undergraduate Lower Division: Courses in lower division typically carry course numbers below 300.

Undergraduate Upper Division: Courses in upper division typically carry course numbers between 300 to 499.

Graduate Level One: Courses in Level One typically carry course numbers between 500 to 699. Courses in the School of Education with course numbers 700-729 are classified

as Graduate One.

Graduate Level Two: Courses in Level Two typically carry course numbers above 700.

³ Dental Assisting Program courses are counted under the School of Dentistry for credit hour reporting.

⁴ Honors College credit hours exclude honors-designated courses taught by other schools or colleges for which credit is awarded outside the Honors College.

⁵ Includes credit hours from courses in Clinical Dentistry and Oral Biology, both housed within the School of Dentistry.

⁶ Includes credit hours from courses offered by the Department of Undergraduate Medical Education within the School of Medicine.

⁷ Includes credit hours from Vision Science courses within the School of Optometry.

⁸ The Provost's area includes credit hours from ROTC and Cooperative Education courses.

SOURCE: Institutional Effectiveness and Analysis, 09/10/2024

UAB ANNUAL CREDIT HOUR PRODUCTION BY SCHOOL

2019–2020 THROUGH 2023–2024

COURSE COLLEGE / SCHOOL ¹	ACHE ACADEMIC LEVEL ²	2019-2020	2020-2021	2021-2022	2022-2023	2023-2024
Joint Health Sciences ⁵	Lower Division UG	391	818	1,066	1,036	971
	Upper Division UG	2,028	2,454	3,127	3,747	3,423
	Graduate One	675	893	979	1,232	1,332
	Graduate Two	7,937	8,336	8,658	8,857	9,642
	TOTAL	11,031	12,501	13,830	14,872	15,368
Medicine ⁶	Graduate One	-	-	-	66	580
	TOTAL	-	-	-	66	580
Nursing	Lower Division UG	398	318	284	340	711
	Upper Division UG	20,979	21,755	21,847	22,394	21,645
	Graduate One	33,453	31,302	28,278	22,142	21,391
	Graduate Two	10,268	13,664	15,701	19,800	21,012
	TOTAL	65,098	67,039	66,110	64,676	64,759
Optometry ⁷	Graduate One	92	29	107	165	136
	Graduate Two	347	350	361	360	334
	TOTAL	439	379	468	525	470
Provost ⁸	Lower Division UG	2,599	2,284	2,343	2,070	2,691
	Upper Division UG	1,089	879	990	1,180	1,171
	TOTAL	3,688	3,163	3,333	3,250	3,862
Public Health	Lower Division UG	3,956	3,973	3,762	3,583	4,596
	Upper Division UG	2,754	3,087	2,775	2,433	2,080
	Graduate One	10,117	13,549	14,188	12,578	11,606
	Graduate Two	1,166	1,216	1,473	1,485	1,372
	TOTAL	17,993	21,825	22,198	20,079	19,654
COURSE COLLEGE / SCHOOL ¹	ACHE ACADEMIC LEVEL ²	2019-2020	2020-2021	2021-2022	2022-2023	2023-2024
TOTAL UAB	Lower Division UG	230,880	224,033	220,254	213,707	200,951
	Upper Division UG	140,123	145,458	142,888	141,858	138,514
	Graduate One	121,476	127,737	123,205	114,421	112,158
	Graduate Two	38,969	44,159	48,641	55,280	57,498
	TOTAL	531,448	541,387	534,988	525,266	509,121

¹ Course credits are assigned based on the course college/school offering the course. Courses leading to the D.M.D., M.D., and O.D. degrees in Dentistry, Medicine, and Optometry do not generate reported credit hours.

² Alabama Commission on Higher Education (ACHE) Academic Levels: Division of academic activity into four categories of instructional content designated as lower division and upper division undergraduate and graduate levels one and two.

Note that these course level definitions apply to the instructional content of the academic activity not to the participant (student level).

Undergraduate Lower Division: Courses in lower division typically carry course numbers below 300.

Undergraduate Upper Division: Courses in upper division typically carry course numbers between 300 to 499.

Graduate Level One: Courses in Level One typically carry course numbers between 500 to 699. Courses in the School of Education with course numbers 700-729 are classified

as Graduate One.

Graduate Level Two: Courses in Level Two typically carry course numbers above 700.

³ Dental Assisting Program courses are counted under the School of Dentistry for credit hour reporting.

⁴ Honors College credit hours exclude honors-designated courses taught by other schools or colleges for which credit is awarded outside the Honors College.

⁵ Includes credit hours from courses in Clinical Dentistry and Oral Biology, both housed within the School of Dentistry.

⁶ Includes credit hours from courses offered by the Department of Undergraduate Medical Education within the School of Medicine.

⁷ Includes credit hours from Vision Science courses within the School of Optometry.

⁸ The Provost's area includes credit hours from ROTC and Cooperative Education courses.

SOURCE: Institutional Effectiveness and Analysis, 09/10/2024

DEGREES AND CERTIFICATES OFFERED AT UAB

College/School	CIP Code	Degree/Certificate Program	Certificate ^{6 9}	Degree	
				Undergraduate ⁷	Graduate ^{8 10}
COLLEGE OF ARTS AND SCIENCES	05.0201	African American Studies		B.A. ¹	
	45.0201	Anthropology		B.A.	
	45.0299	Anthropology of Peace and Human Rights			M.A.
	42.2703	Applied Developmental Psychology			M.S., Ph.D.
	27.0301	Applied Mathematics			Ph.D. ⁵
	50.0701	Art		B.A., B.F.A.	
	50.0703	Art History			M.A. ²
	42.2706	Behavioral Neuroscience			M.S., Ph.D.
	26.1103	Bioinformatics	GR	B.S.	
	26.0101	Biology		B.S.	M.S., Ph.D.
	26.0911	Cancer Biology		B.S.	
	40.0501	Chemistry		B.S.	M.S., Ph.D.
	51.1503	Clinical Medical Social Work			M.S.W.
	09.0101	Communication Management			M.A.
	09.0101	Communication Studies		B.A.	
	11.1003	Computer Forensics	GR		
	11.0101	Computer Science		B.A., B.S.	M.S., Ph.D.
	43.0199	Criminal Justice		B.S.	M.S.C.J.
	30.1202	Cultural Heritage Studies			M.A.
	11.1003	Cyber Security			M.S.
	11.1003	Cyber Security Analytics	GR		
	11.0401	Data Science			M.S.
	43.0403	Digital Forensics		B.S.	
	23.0101	English		B.A.	M.A.
	43.0406	Forensic Science			M.S.F.S.
	24.0102	General Studies		B.G.S.	
	26.0801	Genetic and Genomic Sciences		B.S.	
	30.1101	Gerontology	GR		
	54.0101	History		B.A.	M.A.
	45.9999	Human Rights		B.A.	
	44.0401	Human Services Management (within the MPA)	GR		
	26.0507	Immunology		B.S.	
	45.9999	International Studies		B.A.	
	27.0101	Mathematics		B.S.	M.S.
	42.2810	Medical/Clinical Psychology			M.S, Ph.D.
	51.1508	Mental Health	UG		
	50.0901	Music		B.A.	
	50.0509	Musical Theatre		B.F.A.	
	30.0101	Natural Science		B.S.	
	26.1501	Neuroscience		B.S.	
	44.0401	Non-profit Management (within the MPA)	GR		
	38.0101	Philosophy		B.A.	
	40.0801	Physics		B.S.	M.S., Ph.D.
	45.1001	Political Science		B.A.	
	42.0101	Psychology		B.S.	
	44.0401	Public Administration			M.P.A.
	54.0105	Public History	UG		
	44.0401	Public Management (within the MPA)	GR		
	13.0406	Science Policy	GR		
	27.0599	Social & Behavioral Statistics	GR		
	45.0101	Social Science Research Methods	UG		
	44.0701	Social Work		B.S.S.W.	
	45.1101	Sociology		B.A.	M.A.
	45.1101	Sociology, Medical		B.S.	Ph.D.
	16.0905	Spanish for Specific Purposes	UG		
	50.0501	Theatre		B.A.	
	16.0101	World Language & Literatures		B.A.	
	23.1301	Writing and Media		B.A.	

DEGREES AND CERTIFICATES OFFERED AT UAB

College/School	CIP Code	Degree/Certificate Program	Certificate ⁶⁻⁹	Degree	
				Undergraduate ⁷	Graduate ⁸⁻¹⁰
COLLAT SCHOOL OF BUSINESS	52.0301	Accounting	UG	B.S.	M.Ac.
	52.0201	Business Administration			M.B.A.
	52.1201	Business Analytics with Information Technology	GR		
	52.1201	Cybersecurity Management	GR		
	52.1404	Digital Marketing	GR		
	52.0601	Economics		B.A., B.S.	
	52.1201	Enterprise Systems	UG		
	52.0701	Entrepreneurship		B.S.	
	52.0201	Entrepreneurship	UG		
	52.0801	Finance		B.S.	
	52.0201	Foundations of Business Administration	GR		
	52.1001	Human Resource Management		B.S.	
	52.0299	Industrial Distribution		B.S.	
	52.1201	Information Systems	GR	B.S.	
	52.1201	Information Technology Management	GR		
	52.0206	Interprofessional Non-Profit Leadership	UG		
	52.0201	Management		B.S.	
	52.1201	Management Information Systems			M.S.
	52.1401	Marketing		B.S.	
	52.0501	Organizational Communication	UG		
	52.0213	Organizational Leadership	UG		
	52.1804	Professional Sales	UG		
	52.1401	Real Estate	UG		
	52.1404	Social Media	UG, GR		
	52.0201	Technology Commercialization and Entrepreneurship	GR		
	52.1099	Wellness Program Design & Management	UG		
GRADUATE SCHOOL	13.0406	Academic Advising	GR		
	30.2301	Diversity, Equity, Inclusion & Advocacy	GR		
	30.9999	Interdisciplinary Graduate Studies			M.A., M.S.
	52.0213	Leadership & Professional Development	GR		
	30.9999	Mentoring and Leadership	GR		
	35.0103	Postdoctoral Professional Development	GR		
	30.9999	Practitioner Teacher	GR		
	09.0908	Research Communication	GR		
	52.0214	Research Laboratory Management	GR		
	30.9999	Scholar Teacher	GR		
HEERSINK SCHOOL OF MEDICINE	51.2706	Artificial Intelligence in Medicine	GR		
	11.0102	Artificial Intelligence in Medicine			M.S.
	51.0722	Digital Healthcare	GR		
	51.2210	Global Health			M.S.
	52.0701	Healthcare Innovation	GR		
	51.0722	Healthcare Innovation			M.S.
	51.1201	Medicine			M.D.
	14.0501	Translation of Biomedical Innovations to Clinical Practice	GR		
HONORS COLLEGE	52.0213	Honors Student Leadership Development Academy	UG		
INTERDISCIPLINARY	24.0199	Individually Designed Major		B.A./B.S.	
JOINT HEALTH SCIENCES	26.0403	Anatomical Science			M.S.
	26.0205	Biochemistry and Molecular Genetics			Ph.D.
	26.0401	Cell Biology			Ph.D.
	26.0902	Cellular and Molecular Physiology			Ph.D.
	26.0806	Genetics			Ph.D.
	26.0502	Microbiology			Ph.D.
	26.0102	Multidisciplinary Biomedical Science			M.S.
	26.1503	Neurobiology			Ph.D.
	26.0910	Pathology			Ph.D.
	26.1007	Pharmacology and Toxicology			Ph.D.
	26.0101	Translational and Molecular Sciences	GR		
SCHOOL OF DENTISTRY	51.0599	Advanced Dental Esthetics, Restorative & Biomaterials	GR		
	51.0601	Dental Assisting	UG		
	51.0401	Dentistry			D.M.D.
	51.0501	Dentistry			M.S.
	51.0401	International Orthodontic Certificate	GR		
	51.0501	International Pediatric Dentistry Clinical Residency	GR		

DEGREES AND CERTIFICATES OFFERED AT UAB

College/School	CIP Code	Degree/Certificate Program	Certificate ^{6 9}	Degree	
				Undergraduate ⁷	Graduate ^{8 10}
SCHOOL OF EDUCATION AND HUMAN SCIENCES	13.1302	Arts Education			M.A.Ed.
	26.0908	Clinical Exercise Physiology	GR		
	15.1508	Clinical Mental Health Counseling	GR		
	13.1314	Coaching the Intercollegiate Scholar Athlete	GR		
	51.0001	Community Health			M.A.Ed.
	51.0001	Community Health and Human Services		B.S.	
	51.2207	Community Health Promotion			Ph.D.
	13.1101	Counseling			M.A.
	13.1210	Early Childhood Education		B.S.	M.A.Ed., Ph.D.
	13.0101	Education			Ed.S.
	13.0401	Educational Leadership	GR		M.A.Ed., Ed.S.
	13.0101	Educational Studies			M.A.Ed.
	30.2301	Educational Studies in Diverse Populations			Ph.D.
	13.1202	Elementary Education		B.S.	M.A.Ed.
	13.1401	English as a Second Language			M.A.Ed.
	51.0001	Health Coaching	GR		
	13.1307	Health Education	GR		
	51.2207	Health Promotion Across the Lifespan	GR		
	13.0406	Higher Education Administration	GR		M.S.
	13.1314	Kinesiology		B.S.	M.S.
	13.1101	Marriage, Couples, and Family Counseling	GR		
	13.1315	Reading			M.A.Ed.
	42.2805	School Psychology			Ed.S.
	13.0604	School Psychometry			M.A.Ed.
	13.1205	Secondary Education and Teaching		B.S.	M.A.Ed.
	13.1001	Special Education			M.A.Ed.
	13.1001	Supporting Individuals with Exceptionalities	GR		
	13.1401	Teaching English as an Additional Language	GR		
	13.1401	Teaching English to Speakers of other Languages			Ed.S.
	13.1401	Teaching Multilingual Learners	GR		
SCHOOL OF ENGINEERING	14.0501	Biomedical Engineering		B.S.B.M.E.	M.S.B.M.E., Ph.D.
	14.0801	Civil Engineering		B.S.C.E.	M.S.C.E., Ph.D. ³
	14.0901	Computer Engineering			Ph.D. ⁴
	14.3301	Construction Engineering Management	GR		
	14.1001	Electric Power Systems Engineering	GR		
	14.4701	Electrical and Computer Engineering			M.S.E.C.E
	14.1001	Electrical Engineering		B.S.E.E.	
	14.0101	Engineering			M.Eng.
	14.0101	Engineering Design		B.S.E.	
	14.9999	Engineering Management			M.S.E.M
	14.1401	Environmental Engineering	UG, GR		
	14.0802	Geotechnical Engineering	UG, GR		
	14.9999	Interdisciplinary Engineering			Ph.D.
	14.1801	Materials Engineering		B.S.Mt.E.	M.S.Mt.E., Ph.D. ²
	40.1001	Materials Science			Ph.D. ⁵
	14.1901	Mechanical Engineering		B.S.M.E.	M.S.M.E., Ph.D.
	14.9999	Neuroengineering			Ph.D.
	14.0803	Structural Engineering	UG, GR		
	14.0801	Sustainable Engineering	UG, GR		
	14.0804	Transportation Engineering	UG, GR		

DEGREES AND CERTIFICATES OFFERED AT UAB

College/School	CIP Code	Degree/Certificate Program	Certificate ^{6 9}	Degree	
				Undergraduate ⁷	Graduate ^{8 10}
SCHOOL OF HEALTH PROFESSIONS	51.0701	Administration/Health Services			Ph.D.
	45.0102	Applications of Mixed Methods Research	GR		
	30.1901	Biobehavioral Nutrition & Wellness		B.S.	
	26.0102	Biomedical and Health Sciences			M.S.
	26.0102	Biomedical Sciences		B.S.	
	26.1201	Biotechnology			M.S., Ph.D.
	26.1201	Biotechnology Regulatory Affairs	GR		
	11.0104	Clinical Informatics	GR		
	51.1005	Medical Laboratory Science			M.S.
	51.1099	Clinical Pathologist Assistant			M.S.
	51.0911	Computed Tomography	GR		
	51.3101	Dietetic Internship	GR		
	51.3102	Dietitian Education Program	GR		
	51.2314	Disability Studies & Rehabilitation Science		B.S.	
	51.1509	Genetic Counseling			M.S.
	51.0701	Health Administration			M.S.H.A.
	51.0701	Health Care Management		B.S.	
	11.0104	Health Informatics			M.S.H.I.
	51.2205	Health Physics			M.S.
	51.9999	Health Services Research			M.S.
	51.0701	Healthcare Financial Management	GR		
	51.0701	Healthcare Leadership	GR		D.Sc.
	51.2213	Healthcare Quality and Safety	GR		M.S.
	30.0601	Healthcare Simulation	GR		M.S.
	51.0001	Health-Focused Patient/Client Management for Physical & Occupational Therapists	GR		
	26.0806	Industry Genetics and Genomics	GR		
	51.2399	Low Vision Rehabilitation (within the MS in Occupational Therapy)	GR		
	51.0920	Magnetic Resonance Imaging	GR		
	51.0999	Multi-Tiered Approach to Trauma	GR		
	51.0905	Nuclear Medicine & Molecular Imaging Sciences			M.S.
	30.1901	Nutrition and Dietetics	UG		
	51.3102	Nutrition for Community Health	GR		
	30.1901	Nutrition Sciences			Ph.D.
	51.3102	Nutrition Sciences			M.S.
	51.2306	Occupational Therapy			M.S., O.T.D.
	51.2308	Physical Therapy			D.P.T.
	51.0912	Physician Assistant Studies			M.S.P.A.S.
	51.2308	Primary Care Physical Therapy for Underserved Populations	GR		
	51.2399	Rehabilitation Science			Ph.D.
	41.0000	Research Technician	UG		
SCHOOL OF NURSING	51.1501	Addictions Nursing	GR		
	51.3805	Advanced Practice Provider Management of Neurological Conditions in Aging	GR		
	51.3801	Clinical Research Management	GR		
	51.3804	Nurse Anesthesia			M.S.N.
	51.3802	Nurse Executive	GR		
	51.3811	Nurse Leadership in Population Health	GR		
	51.3818	Nurse Leadership in Quality and Safety	GR		
	51.3801	Nursing		B.S.N.	M.S.N.
	51.3808	Nursing			Ph.D.
	51.3818	Nursing			D.N.P.
	51.3815	Occupational Health Nursing	GR		
SCHOOL OF OPTOMETRY	26.0909	Vision Science			M.S., Ph.D.
	51.1701	Optometry			O.D.
SCHOOL OF PUBLIC HEALTH	51.2201	Applied Biostatistics & Epidemiology	GR		
	26.1102	Biostatistics			M.S., Ph.D.
	05.0210	Disability Health Studies	GR		
	51.2202	Environmental Health Sciences			Ph.D.
	26.1309	Epidemiology			Ph.D.
	51.2210	Global Health	GR		
	51.2212	Health Behavior			Ph.D.
	51.2212	LGBTQ Health & Wellbeing	UG, GR		
	51.2201	Public Health	GR	B.S.	M.P.H., M.S.P.H., Dr.P.H.

DEGREES AND CERTIFICATES OFFERED AT UAB

UAB DEGREES & CERTIFICATES AVAILABLE	TOTAL
Undergraduate Certificate ⁶	24
Baccalaureate ⁷	60
Master's ⁸	73
Graduate Certificate ⁹	82
Specialist's ⁹	4
Doctoral ¹⁰	43
DMD, MD, OD ¹⁰	3
TOTAL DEGREES	183
TOTAL CERTIFICATES	106
TOTAL DEGREES & CERTIFICATES	289

NOTE: Classification of Instructional Programs (CIP Code) developed by the U.S. Department of Education's National Center for Education Statistics. Joint and shared programs are those in which UAB awards the degree.

¹ Shared program with the University of Alabama.

² Joint program with the University of Alabama.

³ Joint program with the University of Alabama in Huntsville.

⁴ Shared program with the University of Alabama in Huntsville.

⁵ Joint program with the University of Alabama and the University of Alabama in Huntsville.

⁶ Includes IPEDS Award Level: 1 - Postsecondary certificates require less than 30 credit hours and Level: 2 - Postsecondary certificates require at least 30 but less than 60 credit hours.

⁷ Includes IPEDS Award Level: 5 - Bachelor's degree requires at least 4 but not more than 5 years of full-time equivalent college credits.

⁸ Includes IPEDS Award Level: 7 - Master's degree requires completion of a program of study of at least the full-time equivalent of 1 but not more than 2 academic years of work beyond the bachelor's degree.

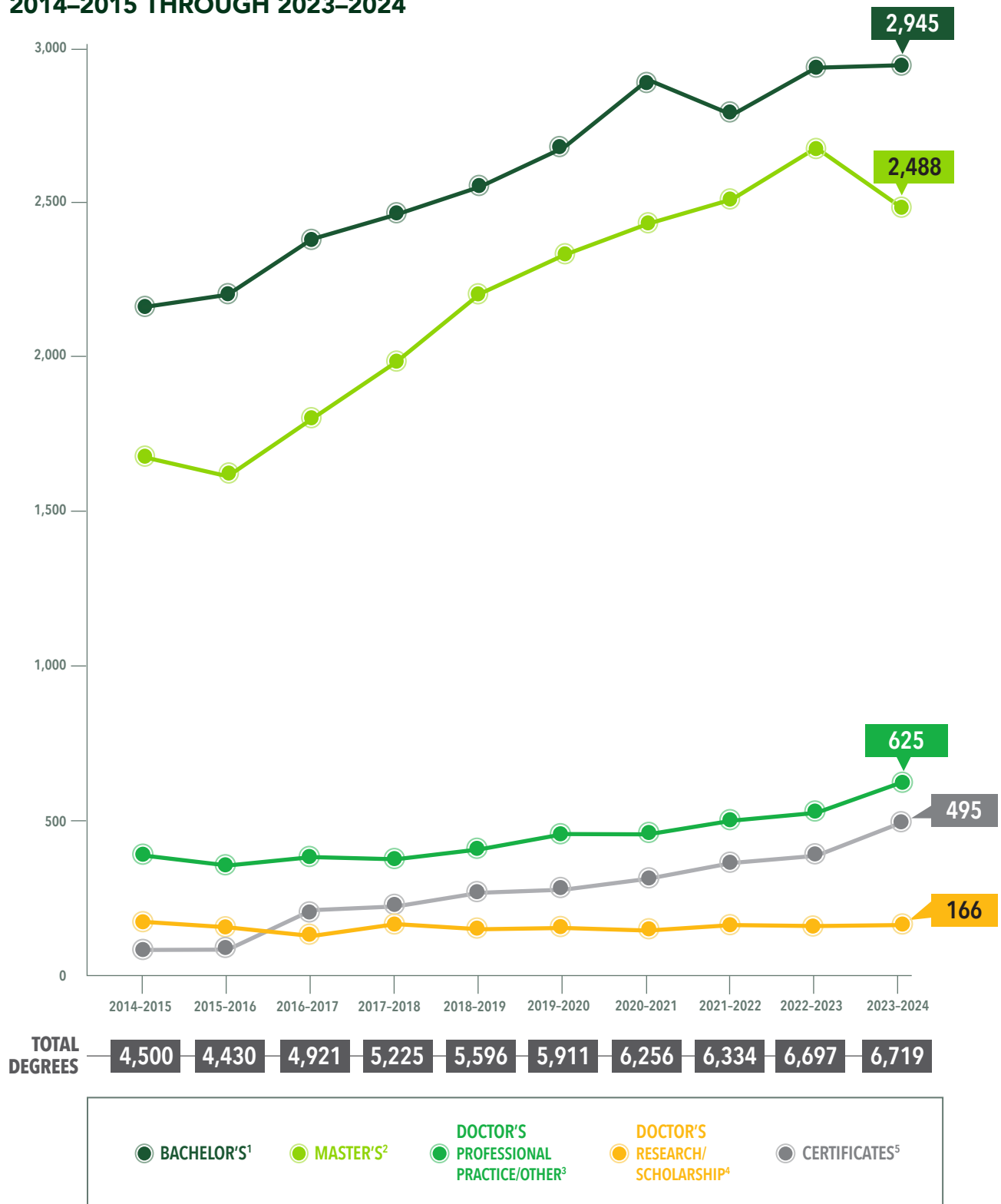
⁹ Includes IPEDS Award Level: 6 - Postbaccalaureate requires completion of an organized program of study beyond the bachelor's and Level: 8 - Post-master's certificate requires completion of an organized program beyond the master's degree, but does not meet the requirements of academic degrees at the doctor's level; Per ACHE guidelines this includes the Ed.S. Degree, however the Ed.S. is under Specialist's.

¹⁰ Includes IPEDS Award Level: 17 - Doctor's degree - research/scholarship - A Ph.D. or other doctor's degree that requires advanced work beyond the master's level, including the preparation and defense of a dissertation based on original research, or the planning and execution of an original project demonstrating substantial artistic or scholarly achievement. At UAB, this category includes D.Sc., Ed.D., and all Ph.D. degrees and Level: 18 - Doctor's degree - professional practice- A doctor's degree that is conferred upon completion of a program providing the knowledge and skills for the recognition, credential, or license required for professional practice. The degree is awarded after a period of study such that the total time to the degree, including both pre-professional and professional preparation, equals at least six full-time equivalent academic years. These include the D.M.D., M.D., and O.D. degrees formerly classified as "first professional" and are broken out separately, additionally at UAB, this category also includes D.N.P., D.P.T., O.T.D., Dr.P.H., and D.Sc.P.T. degrees.

SOURCE: UAB Office of the Registrar as of May 6, 2024

UAB DEGREES AWARDED

2014-2015 THROUGH 2023-2024



¹ Includes IPEDS Award Level: 5 - Bachelor's degree.

² Includes IPEDS Award Level: 7 - Master's degree.

³ Includes IPEDS Award Level: 18 - Doctor's degree - professional practice, these include the D.M.D., M.D., and O.D. degrees.

⁴ Includes IPEDS Award Level: 17 - Doctor's degree - research/scholarship.

⁵ Includes all awards at IPEDS levels 1 - Postsecondary certificates, 2 - Postsecondary certificates, 6 - Postbaccalaureate certificates, 8 - Post-master's certificates or their former equivalent reporting levels.

UAB DEGREES AWARDED BY SCHOOL

2019-2020 THROUGH 2023-2024¹

AWARD COLLEGE /SCHOOL	LEVEL	2019-20	2020-21	2021-22	2022-23	2023-24
Arts and Sciences	1 - Postsecondary certificates	-	-	16	23	30
	2 - Postsecondary certificates	1	3	4	1	6
	5 - Bachelor's degree	1,156	1,241	1,194	1,299	1,290
	6 - Postbaccalaureate certificate	16	20	12	19	21
	7 - Master's degree	244	297	308	405	552
	17 - Doctor's degree - research/scholarship	36	28	43	30	42
	TOTAL	1,453	1,589	1,577	1,777	1,941
Business	1 - Postsecondary certificates	-	-	9	12	25
	2 - Postsecondary certificates	72	66	50	45	42
	5 - Bachelor's degree	476	575	495	563	543
	6 - Postbaccalaureate certificate	9	4	25	30	33
	7 - Master's degree	402	342	386	500	389
	8 - Post-master's certificate	-	-	3	3	7
	TOTAL	959	987	968	1,153	1,039
Dentistry	2 - Postsecondary certificates	-	-	16	10	16
	7 - Master's degree	13	7	16	16	19
	8 - Post-master's certificate	-	-	-	-	37
	18 - Doctor's degree - professional practice	75	78	77	79	86
	TOTAL	88	85	109	105	158
Education and Human Sciences	5 - Bachelor's degree	184	221	209	200	178
	6 - Postbaccalaureate certificate	25	63	41	54	36
	7 - Master's degree	231	225	221	196	169
	8 - Post-master's certificate	29	21	26	19	16
	17 - Doctor's degree - research/scholarship	13	16	16	15	9
	TOTAL	482	546	513	484	408
Engineering	5 - Bachelor's degree	152	166	172	176	166
	6 - Postbaccalaureate certificate	1	-	-	-	-
	7 - Master's degree	202	211	172	225	183
	17 - Doctor's degree - research/scholarship	22	12	19	17	14
	TOTAL	377	389	363	418	363
Graduate School	6 - Postbaccalaureate certificate	20	26	31	35	46
	7 - Master's degree	-	-	6	16	17
	TOTAL	20	26	37	51	63
Health Professions	2 - Postsecondary certificates	1	2	1	-	2
	5 - Bachelor's degree	220	216	250	227	285
	6 - Postbaccalaureate certificate	94	103	110	108	128
	7 - Master's degree	423	429	438	393	358
	8 - Post-master's certificate	-	-	-	5	6
	17 - Doctor's degree - research/scholarship	17	18	19	30	19
	18 - Doctor's degree - professional practice	50	58	70	74	121
	TOTAL	805	826	888	837	919
Honors	1 - Postsecondary certificates	-	-	-	-	3
	TOTAL	-	-	-	-	3

SOURCE: UAB Institutional Effectiveness and Analysis

UAB DEGREES AWARDED BY SCHOOL

2019-2020 THROUGH 2023-2024¹

AWARD COLLEGE /SCHOOL	LEVEL	2019-20	2020-21	2021-22	2022-23	2023-24
Joint Health Sciences	6 - Postbaccalaureate certificate	2	1	2	1	-
	7 - Master's degree	26	62	101	88	94
	17 - Doctor's degree - research/scholarship	46	56	44	48	58
	TOTAL	74	119	147	137	152
Medicine	6 - Postbaccalaureate certificate	-	-	-	-	2
	18 - Doctor's degree - professional practice;	186	180	189	168	176
	TOTAL	186	180	189	168	178
Nursing	5 - Bachelor's degree	389	367	362	363	394
	7 - Master's degree	617	686	625	588	474
	17 - Doctor's degree - research/scholarship;	8	6	7	10	7
	18 - Doctor's degree - professional practice;	105	92	124	167	178
	TOTAL	1,119	1,151	1,118	1,128	1,053
Optometry	7 - Master's degree	1	-	-	1	1
	17 - Doctor's degree - research/scholarship	2	4	3	5	1
	18 - Doctor's degree - professional practice	41	50	41	40	58
	TOTAL	44	54	44	46	60
Public Health	5 - Bachelor's degree	103	112	103	109	89
	6 - Postbaccalaureate certificate	11	7	19	21	24
	7 - Master's degree	173	174	239	250	232
	8 - Post-master's certificate	-	-	2	4	15
	17 - Doctor's degree - research/scholarship	14	9	15	8	16
	18 - Doctor's degree - professional practice	3	2	3	1	6
	TOTAL	304	304	381	393	382
AWARD COLLEGE /SCHOOL	LEVEL	2019-20	2020-21	2021-22	2022-23	2023-24
Total UAB	1 - Postsecondary certificates	-	-	25	35	58
	2 - Postsecondary certificates	74	71	71	56	66
	5 - Bachelor's degree	2,680	2,898	2,785	2,937	2,945
	6 - Postbaccalaureate certificate	178	224	240	268	290
	7 - Master's degree	2,332	2,433	2,512	2,678	2,488
	8 - Post-master's certificate	29	21	31	31	81
	17 - Doctor's degree - research/scholarship	158	149	166	163	166
	18 - Doctor's degree - professional practice	460	460	504	529	625
	TOTAL	5,911	6,256	6,334	6,697	6,719

¹ The federal reporting period for completions is July 1 through June 30.

² IPEDS Award Levels:

- 1 - Postsecondary certificates require less than 30 credit hours.
- 2 - Postsecondary certificates require at least 30 but less than 60 credit hours.
- 5 - Bachelor's degree requires at least 4 but not more than 5 years of full-time equivalent college credits.
- 6 - Postbaccalaureate requires completion of an organized program of study beyond the bachelor's.
- 7 - Master's degree requires completion of a program of study of at least the full-time equivalent of 1 but not more than 2 academic years of work beyond the bachelor's degree.
- 8 - Post-master's certificate requires completion of an organized program beyond the master's degree, but does not meet the requirements of academic degrees at the doctor's level. Per ACHE guidelines this includes the Eds. Degree.

Starting in the fall 2010, the U.S. Department of Education divided the classification of doctoral degrees into the following categories:

17 - Doctor's degree - research/scholarship - A Ph.D. or other doctor's degree that requires advanced work beyond the master's level, including the preparation and defense of a dissertation based on original research, or the planning and execution of an original project demonstrating substantial artistic or scholarly achievement. At UAB, this category includes D.Sc., Ed.D., and all Ph.D. degrees.

18 - Doctor's degree - professional practice- A doctor's degree that is conferred upon completion of a program providing the knowledge and skills for the recognition, credential, or license required for professional practice. The degree is awarded after a period of study such that the total time to the degree, including both pre-professional and professional preparation, equals at least six full-time equivalent academic years. These include the D.M.D., M.D., and O.D. degrees formerly classified as "first professional" and at times still referred to as such, additionally at UAB, this category also includes D.N.P., D.P.T., O.T.D., Dr.P.H., and D.Sc.P.T. degrees.

From fall 2010 through summer 2021, D.Sc. was reported under Doctor's-Other (Award level -19), and Ed.D. was reported under Doctor's-Professional Practice (Award level -18), per Alabama Commission on Higher Education (ACHE) guidelines. Beginning in Fall 2021, both D.Sc. and Ed.D. degrees are reported under the Doctor's-Research/Scholarship (Award level - 17), consistent with National Center for Education Statistics (NCES) and Integrated Postsecondary Education Data System (IPEDS) guidelines.

UAB DEGREES CONFERRED

JULY 1, 1969–JUNE 30, 2024

YEAR ¹	BACHELOR	MASTER	DOCTOR ²	DMD, MD, OD	CERTIFICATES ³	TOTAL
1969-70 to 2013-14	63,991	40,075	4,481	10,711	12,799	132,057
2014-15	2,165	1,680	292	276	87	4,500
2015-16	2,205	1,618	241	278	88	4,430
2016-17	2,384	1,803	246	273	215	4,921
2017-18	2,463	1,986	274	275	227	5,225
2018-19	2,553	2,207	272	293	271	5,596
2019-20	2,680	2,332	316	302	281	5,911
2020-21	2,898	2,433	301	308	316	6,256
2021-22	2,785	2,512	363	307	367	6,334
2022-23	2,937	2,678	405	287	390	6,697
2023-24	2,945	2,488	471	320	495	6,719
TOTAL AWARDED THROUGH 2023-24	90,006	61,812	7,662	13,630	15,536	188,646

¹The federal reporting period for completions is July 1 through June 30.

²Includes all awards at IPEDS levels 17 - Doctor's degree - research/scholarship and 18 - Doctor's degree - professional practice (or former equivalent doctoral levels) except for the D.M.D., M.D., and O.D. degrees formerly classified as "first professional".

³Includes all awards at IPEDS levels 1 - Postsecondary certificates, 2 - Postsecondary certificates, 6 - Postbaccalaureate certificates, 8 - Post-master's certificates or their former equivalent reporting levels.

SOURCE: UAB Institutional Effectiveness and Analysis

UAB DEGREES CONFERRED BY AWARD LEVEL AND SCHOOL

JULY 1, 1969 - JUNE 30, 2024¹

AWARD COLLEGE/SCHOOL ¹	BACHELOR	MASTER	DOCTOR ²	CERTIFICATES ³	TOTAL
Arts and Sciences	37,464	6,352	1,028	219	45,063
Business	16,630	8,188	-	569	25,387
Dentistry	130	523	3,228	854	4,735
Education and Human Sciences	10,073	17,602	477	2,893	31,045
Engineering	5,420	3,892	402	1	9,715
Graduate School	-	39	-	233	272
Health Professions	7,436	8,286	1,271	10,598	27,591
Honors College	-	-	-	3	3
Joint Health Sciences	-	758	2,103	22	2,883
Medicine	-	-	8,523	8	8,531
Nursing	11,699	10,721	1,747	-	24,167
Optometry	331	84	1,982	-	2,397
Public Health	823	5,367	531	136	6,857
TOTAL AWARDED THROUGH 2023-24	35,912	47,272	20,264	14,748	118,196

¹ The federal reporting period for completions is July 1 through June 30.

² Includes all awards at IPEDS levels 17 - Doctor's degree - research/scholarship and 18 - Doctor's degree - professional practice (or former equivalent doctoral levels).

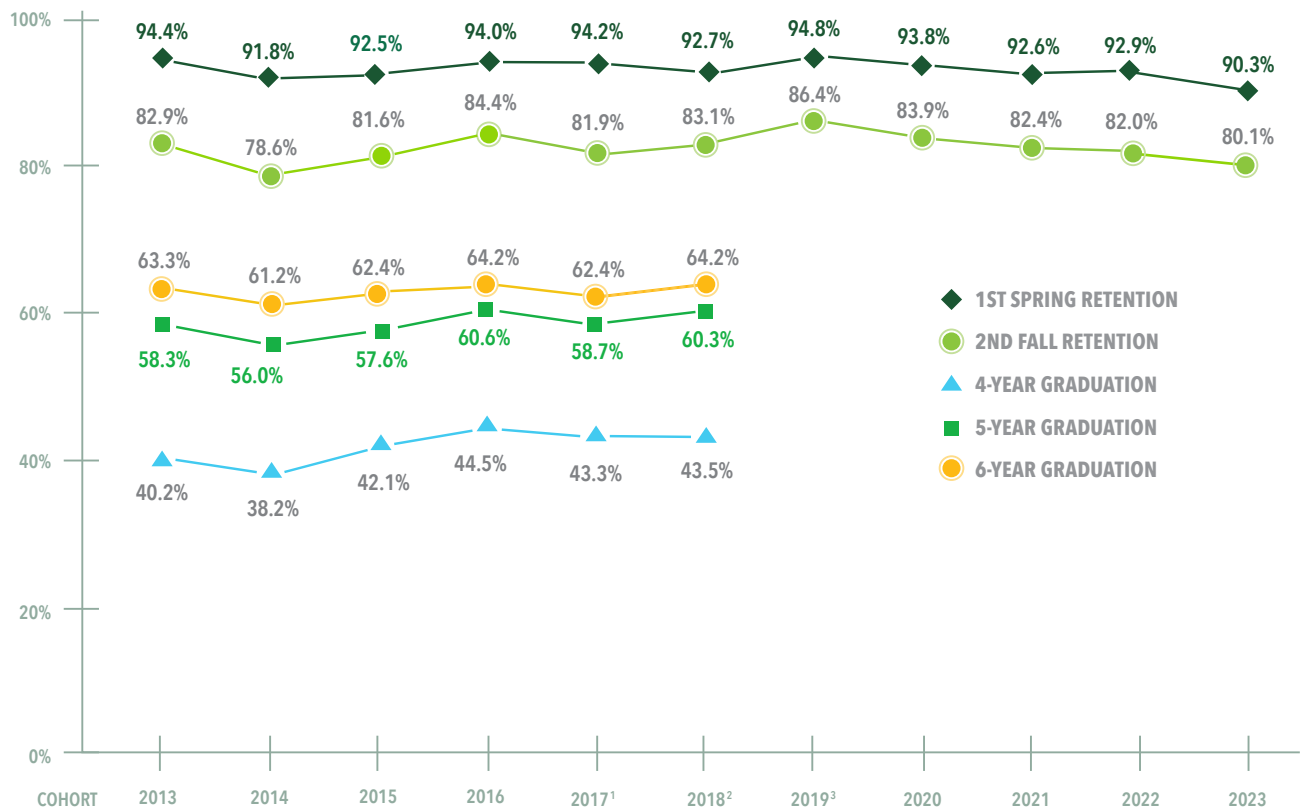
³ Includes all awards at IPEDS levels 1 - Postsecondary certificates, 2 - Postsecondary certificates, 6 - Postbaccalaureate certificates, 8 - Post-master's certificates or their former equivalent reporting levels.

SOURCE: UAB Institutional Effectiveness and Analysis, IPEDS Completions Reports

UAB RETENTION & GRADUATION RATES

FULL-TIME BACCALAUREATE-SEEKING FRESHMEN

2013–2023



4-YEAR GRADUATION RATE As reported to IPEDS. This rate is calculated as the total number of first-time baccalaureate seeking freshmen who graduate before their 5th fall, divided by the adjusted cohort.

6-YEAR GRADUATION RATE As reported to IPEDS. This rate is calculated as the total number of first-time baccalaureate seeking freshmen who graduate before their 7th fall, divided by the adjusted cohort.

ADJUSTED COHORT Freshman cohort, removing students meeting the IPEDS allowable exclusion requirements, such as those who are deceased or in active military service.

FIRST-TIME FRESHMAN A student who has no prior postsecondary experience attending any institution for the first time at the undergraduate level. First-year students include students enrolled in the fall term who attended college for the first time in the prior summer term, and students who entered with advanced standing (college credits or recognized postsecondary credential earned before graduation from high school).

RETENTION RATE A measure of the rate at which students persist in their educational program at an institution, expressed as a percentage. For four-year institutions, this is the percentage of first-time bachelors (or equivalent) degree-seeking undergraduates from the previous fall who are again enrolled in the current fall.

SOURCE: UAB Institutional Effectiveness and Analysis

UAB REQUIRED STUDENT TUITION AND FEES¹

FALL 2024

UNDERGRADUATE DETAILED TUITION & FEES 2024-2025 ¹	ON CAMPUS COURSES			ONLINE COURSES ²	
Program	Resident	Non-Resident	International	Resident & Non-Resident	International
College of Arts and Sciences, Collat School of Business, School of Education and Human Science, Graduate School, Joint Health Sciences	\$ 377	\$ 938	\$ 10,121	\$ 472	\$ 554
School of Engineering	\$ 397	\$ 993	\$ 1,081	\$ 500	\$ 585
School of Health Professions, School of Nursing, School of Public Health	\$ 445	\$ 1,108	\$ 1,192	\$ 541	\$ 623
Dual Enrollment Program	\$ 178.50	\$ 437	NA	\$ 178.50	NA
Dental Assisting Program	\$ 2,133	\$ 4,936	NA	NA	
Campus Dining Fee ³	\$ 225	\$ 225	\$ 225		

GRADUATE DETAILED TUITION & FEES 2024-2025 ¹	ON CAMPUS COURSES			ONLINE COURSES ²	
Program	Resident	Non-Resident	International	Resident & Non-Resident	International
College of Arts and Sciences, Collat School of Business, School of Education and Human Science, Graduate School, Joint Health Sciences	\$ 480	\$ 1,176	\$ 1,260	\$ 572	\$ 654
School of Engineering	\$ 506	\$ 1,246	\$ 1,333	\$ 605	\$ 690
Heersink School of Medicine, School of Health Professions, and School of Nursing	\$ 610	\$ 1,505	\$ 1,587	\$ 702	\$ 785
School of Public Health	\$ 496	\$ 1,211	\$ 1,295	\$ 588	\$ 671
Joint Health Sciences	\$ 461	\$ 1,132	\$ 1,214	\$ 554	\$ 637
FIRST PROFESSIONAL PROGRAMS DETAILED TUITION & FEES 2024-2025 ¹	ON CAMPUS COURSES			ONLINE COURSES ²	
Program	Resident	Non-Resident	International	Resident & Non-Resident	International
Heersink School of Medicine	\$ 33,098	\$ 62,714	NA	NA	
School of Dentistry	\$ 16,430	\$ 38,297			
School of Optometry	\$ 10,245	\$ 18,004			

¹ Tuition Rate is for each semester hour of coursework, except Dental Assisting Program, Dentistry (D.M.D.), Optometry (O.D.) rate is for each term, Medicine (M.D.) is the annual charge rate. Campus Dining Fee rate is per semester. Includes Board-approved tuition and fees only.

² Please note: Blended courses and in person courses will be charged at the standard tuition rate. In-state students will pay the in-state tuition rate and out-of-state students will pay out-of-state tuition rate. The differential between in- and out-of-state tuition reflects that in-state students and their families also contribute through their Alabama state taxes to higher education institutions. Please reference the Institutional Fees tab above for additional online course fees. Collat School of Business 100% online majors should refer to the Institutional Fees option tab.

³ The campus dining fee is charged to undergraduates enrolling for 12 hours or more per semester during the fall and spring terms.

SOURCE: University of Alabama Board of Trustees Tuition and Fee Resolution.
<https://www.uab.edu/cost-aid/cost/detailed-tuition-fees>

UAB STUDENT AID FUNDS AVAILABLE

2019–2020¹ THROUGH 2023–2024¹

	2019–2020	2020–2021	2021–2022	2022–2023	2023–2024
College Work Study	\$885,764	\$666,278	\$826,765	\$778,638	\$798,058
Supplemental Educational Opportunity Grant	\$1,521,569	\$1,349,933	\$1,171,261	\$1,641,066	\$970,930
Subtotal, College Based Aid	\$2,407,333	\$2,016,211	\$1,998,026	\$2,419,704	\$1,768,988
Pell Grants	\$23,947,241	\$23,012,828	\$23,774,472	\$24,412,877	\$25,844,249
Health Professional Loans	\$998,859	\$831,971	\$1,052,346	\$1,125,210	\$2,297,666
Institutional Funds²	\$69,206,891	\$75,361,549	\$83,074,614	\$85,699,065	\$81,996,279
Loans	-	\$217,394	\$302,896	\$232,071	\$184,054
Scholarship Funds	\$69,206,891	\$75,144,155	\$82,771,718	\$85,466,994	\$81,812,225
State Funds ³	\$1,255,129	\$1,629,630	\$1,626,798	\$1,754,072	\$1,554,358
Private Funds	\$18,438,011	\$13,161,821	\$14,443,195	\$22,835,067	\$22,651,980
Other Government Grants	\$196,626	\$128,565	\$134,877	\$145,523	\$184,831
Federal Direct Loans	\$167,022,890	\$167,571,020	\$157,658,371	\$159,506,224	\$157,897,548
Federal Direct Subsidized Loan (need-based)	\$22,588,579	\$20,000,232	\$18,187,675	\$17,043,081	\$16,033,568
Federal Direct Unsubsidized Loan (non-need)	\$108,550,546	\$112,294,870	\$105,788,568	\$101,461,119	\$99,845,816
Federal Direct Parent Loan (PLUS) (non-need)	\$13,272,008	\$10,678,062	\$10,331,840	\$12,362,870	\$12,034,003
Federal Direct Grad PLUS (non-need)	\$22,611,757	\$24,597,856	\$23,350,288	\$28,639,154	\$29,984,161
Total Funds	\$283,472,980	\$283,713,595	\$283,762,699	\$297,639,154	\$292,426,911
Percent Change from Previous Year	3%	-	-	5%	-2%
Unduplicated Number of Recipients	19,291	19,705	19,263	18,551	17,885
Percent Change from Previous Year	5%	2%	-2%	-4%	-4%
Unduplicated Number of Applicants	32,488	33,532	32,383	32,076	32,899
Percent Change from Previous Year	3%	3%	-3%	-1%	3%

¹ Data is for federal years, July through June.

² Includes institutional employment.

³ Includes state funded scholarships awarded to UAB students in Dentistry, Medicine, and Optometry.

SOURCE: UAB Office of Financial Aid, Office of Human Resource Management Information Systems

UAB FULL-TIME BACCALAUREATE-SEEKING FRESHMEN COHORTS

GRADUATION AND SUCCESS RATES WITH SELECTED VARIABLES COHORTS 2014-2024

COHORT YEAR	2014	2015	2016	2017	2018	2019	2020	2021	2022	2023	2024
FALL COHORT	1,718	1,590	1,931	2,207	2,245	2,294	2,090	2,353	2,162	2,054	1,991
MEAN ACT	24.7	25.0	25.0	25.2	25.2	25.6	25.9	26.5	26.6	26.2	26.5
MEAN HIGH SCHOOL GPA	3.59	3.67	3.67	3.68	3.74	3.79	3.84	3.83	3.80	3.78	3.77
FIRST GENERATION	29%	27%	28%	27%	29%	26%	24%	28%	35%	34%	34%
PELL GRANT RECIPIENTS DURING FIRST YEAR	38%	34%	40%	38%	37%	35%	33%	38%	40%	42%	48%
MINORITY ¹	43%	42%	44%	40%	41%	44%	46%	52%	55%	59%	60%
4-YEAR GRADUATION RATE ²	38%	42%	45%	43%	44%	49%	51%	-	-	-	-
6-YEAR GRADUATION RATE ²	61%	62%	64%	62%	64%	-	-	-	-	-	-
6-YEAR TRANSFERS-OUT ²	20%	18%	15%	20%	19%	-	-	-	-	-	-
6-YEAR ENROLLMENT IN 7TH FALL ²	3%	3%	4%	3%	2%	-	-	-	-	-	-
6-YEAR SUCCESS RATE ³	85%	84%	83%	85%	85%	-	-	-	-	-	-

¹ Minority includes American Indian or Alaskan Native, Asian, Black or African American, Hispanic/Latino, Native Hawaiian or Other Pacific Islander, Two or More Races, and U.S. Nonresident.

² As reported to IPEDS.

³ Success rate = 6-year graduation rate + 6-year transfers-out + continued enrollment in the 7th fall.

2024-2025 FACTS & FIGURES

FACULTY AND STAFF

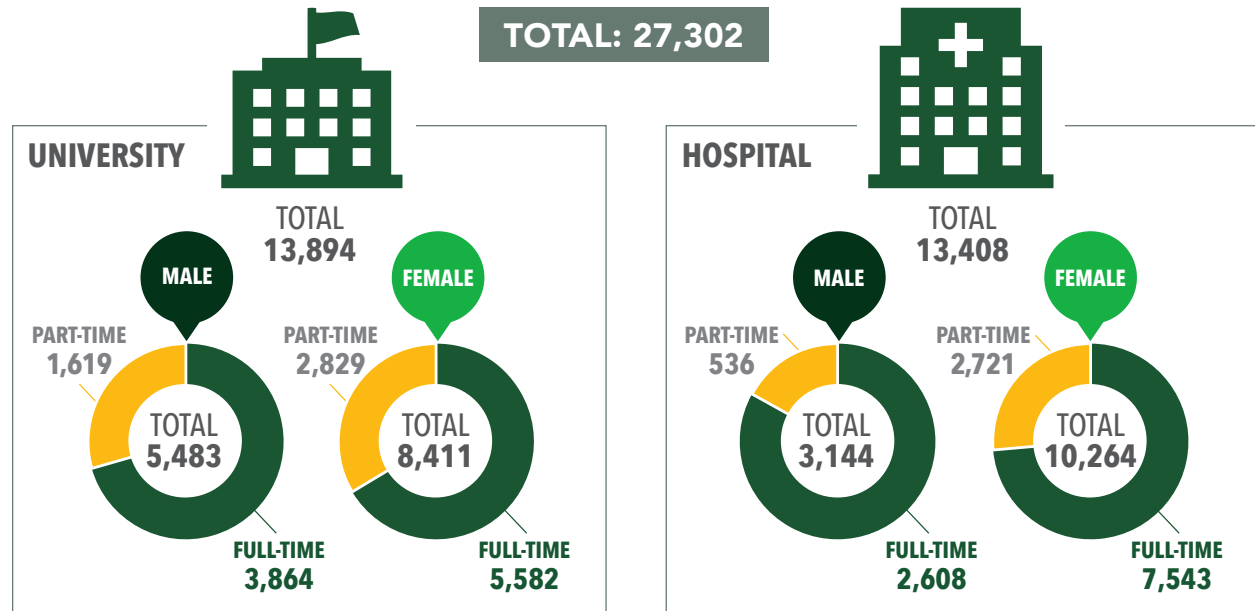


UAB WORK FORCE¹

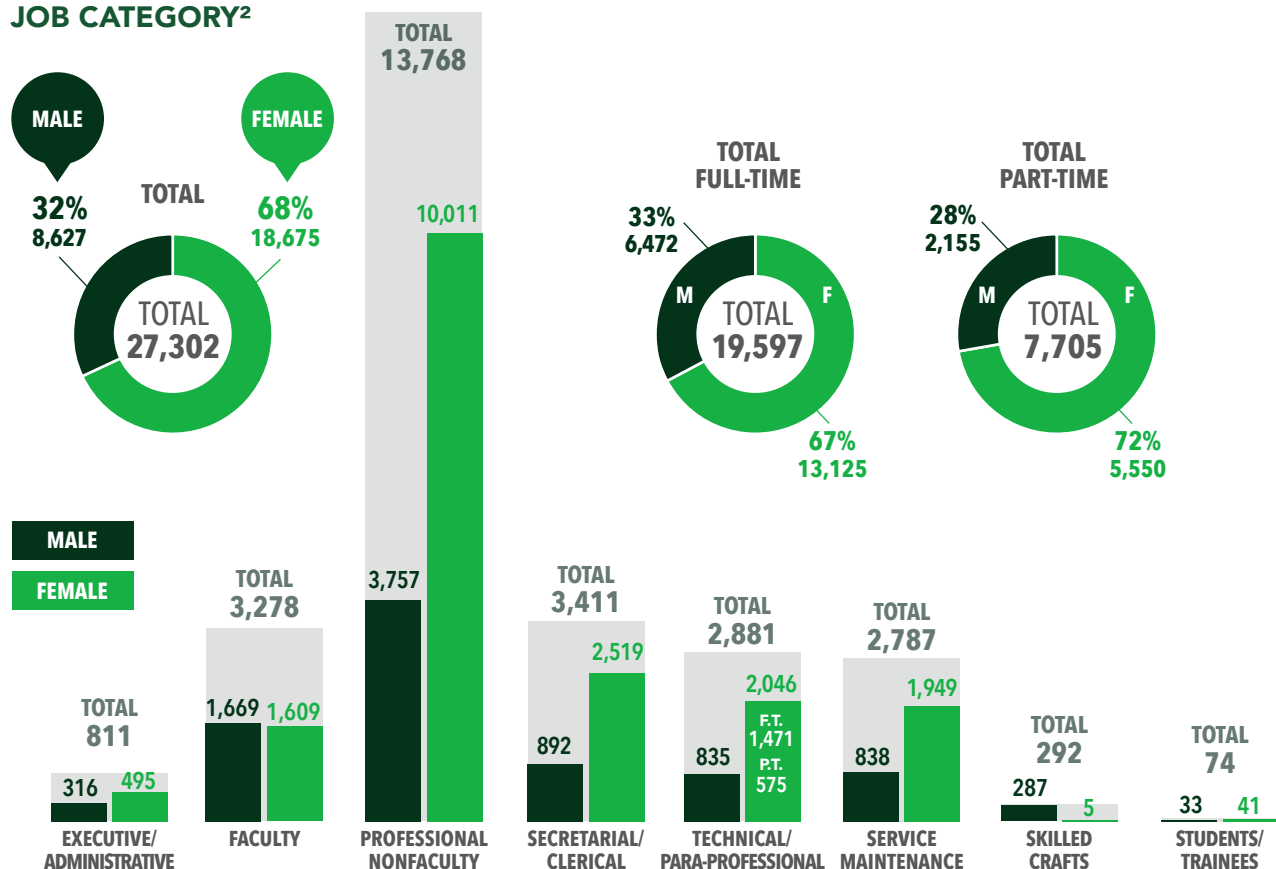
FALL 2024

ORGANIZATIONAL AREA

TOTAL: 27,302



JOB CATEGORY²



¹ These figures include student workers, graduate assistants, hospital residents, postdoctoral employees, and adjunct instructors.

² Employees are included in their primary appointment and occupational classification.

UAB WORK FORCE BY FULL-TIME AND PART-TIME

FALL 2024

	FULL-TIME		PART-TIME		TOTAL		GRAND TOTAL
	MALE	FEMALE	MALE	FEMALE	MALE	FEMALE	
Organizational Area¹							
University	3,864	5,582	1,619	2,829	5,483	8,411	13,894
Hospital	2,608	7,543	536	2,721	3,144	10,264	13,408
TOTAL	6,472	13,125	2,155	5,550	8,627	18,675	27,302

Job Category^{1 2}							
Clerical/ Secretarial	175	1,125	717	1,394	892	2,519	3,411
Executive/ Administrative	313	495	3	-	316	495	811
Faculty	1,487	1,328	182	281	1,669	1,609	3,278
Professional Nonfaculty	3,007	7,593	750	2,418	3,757	10,011	13,768
Service/ Maintenance	576	1,104	262	845	838	1,949	2,787
Skilled Crafts	286	5	1	-	287	5	292
Students/ Trainees	1	4	32	37	33	41	74
Technical/ Paraprofessional	627	1,471	208	575	835	2,046	2,881
TOTAL	6,472	13,125	2,155	5,550	8,627	18,675	27,302

¹ These figures—for the campus, UAB Hospital, and School Medicine/Joint Health Sciences—include student workers, hospital residents, postdoctoral employees, and adjunct instructors, but exclude postdoctoral trainees, volunteers, and vendors.

Employees are included in their primary appointment and occupational classification.

² Job Category is based on the EEO Categorization for the employee's job assigned by Compensation per the Federal EEOC guidelines. The Professional category is split into Faculty and Nonfaculty.

The dataset includes 27,302 employees from UAB, UAB Hospital, LLC, HSF, UAHSF, CEFH, OSF, and VIVA, based on data as of October 1, 2024. Note some of these will be duplicated across entities.

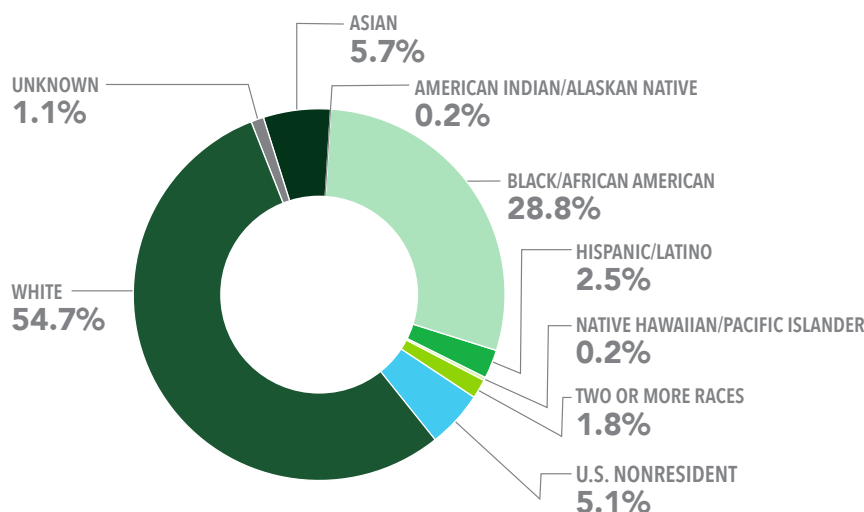
An additional 17,164 employees are reported under Other Affiliated Agencies as of November 11, 2024. These agencies include: UAB Health Services Foundation, UAB Health System, Callahan Eye Hospital, OSF, Cooper Green HSA, VIVA Health, Med West, Baptist Montclair, Southern Research Institute (SRI), Valley Foundation, St. Vincent's.

SOURCE: UAB Office of Human Resource Management Data Systems, data as of October of each year.

UAB WORK FORCE BY JOB CATEGORY

FALL 2024

Job Category ¹	AMERICAN INDIAN/ALASKAN NATIVE	ASIAN	BLACK/AFRICAN AMERICAN	HISPANIC/LATINO	NATIVE HAWAIIAN/PACIFIC ISLANDER	TWO OR MORE RACES	UNKNOWN	U.S. NON-RESIDENT	WHITE	TOTAL ²
Clerical/ Secretarial	4	190	1,392	97	32	79	111	289	1,217	3,411
Executive/ Administrative	1	19	167	10	3	7	10	3	591	811
Faculty	10	472	245	118	2	39	3	166	2,223	3,278
Professional Nonfaculty	32	736	2,882	285	13	233	137	858	8,592	13,768
Service/ Maintenance	6	58	1,909	92	2	63	9	15	633	2,787
Skilled Crafts	2	1	76	3	-	3	5	-	202	292
Students/ Trainees	-	8	4	5	1	-	1	12	43	74
Technical/ Paraprofessional	7	68	1,175	71	1	64	30	36	1,429	2,881
TOTAL ²	62	1,552	7,850	681	54	488	306	1,379	14,930	27,302



¹ Job Category is based on the EEO Categorization for the employee's job assigned by Compensation per the Federal EEOC guidelines. The Professional category is split into Faculty and Nonfaculty.

² These figures—for the campus, UAB Hospital, and School Medicine/Joint Health Sciences—include student workers, hospital residents, postdoctoral employees, and adjunct instructors, but exclude postdoctoral trainees, volunteers, and vendors. Employees are included in their primary appointment and occupational classification.

Note: Race and Ethnicity categories developed in 1997 by the Office of Management and Budget (OMB) are used to describe groups to which individuals belong, identify with, or belong in the eyes of the community. The categories do not denote scientific definitions of anthropological origins. The designations are used to categorize U.S. citizens, U.S. residents, and other eligible non-citizens. Individuals are asked to first designate ethnicity as: Hispanic or Latino or Not Hispanic or Latino. Second, individuals are asked to indicate one or more races that apply among the following: American Indian or Alaska Native, Asian, Black or African American, Native Hawaiian or Other Pacific Islander, and or White. If the employee is a U.S. Nonresident, they are reported as such rather than in any of the racial/ethnic categories described above.

Hispanic or Latino - A person of Cuban, Mexican, Puerto Rican, South or Central American, or other Spanish culture or origin, regardless of race.

American Indian or Alaska Native - A person having origins in any of the original peoples of North and South America (including Central America) who maintains cultural identification through tribal affiliation or community attachment.

Asian - A person having origins in any of the original peoples of the Far East, Southeast Asia, or the Indian Subcontinent, including, for example, Cambodia, China, India, Japan, Korea, Malaysia, Pakistan, the Philippine Islands, Thailand, and Vietnam.

Black or African American - A person having origins in any of the black racial groups of Africa.

Native Hawaiian or Other Pacific Islander - A person having origins in any of the original peoples of Hawaii, Guam, Samoa, or other Pacific Islands.

White - A person having origins in any of the original peoples of Europe, the Middle East, or North Africa.

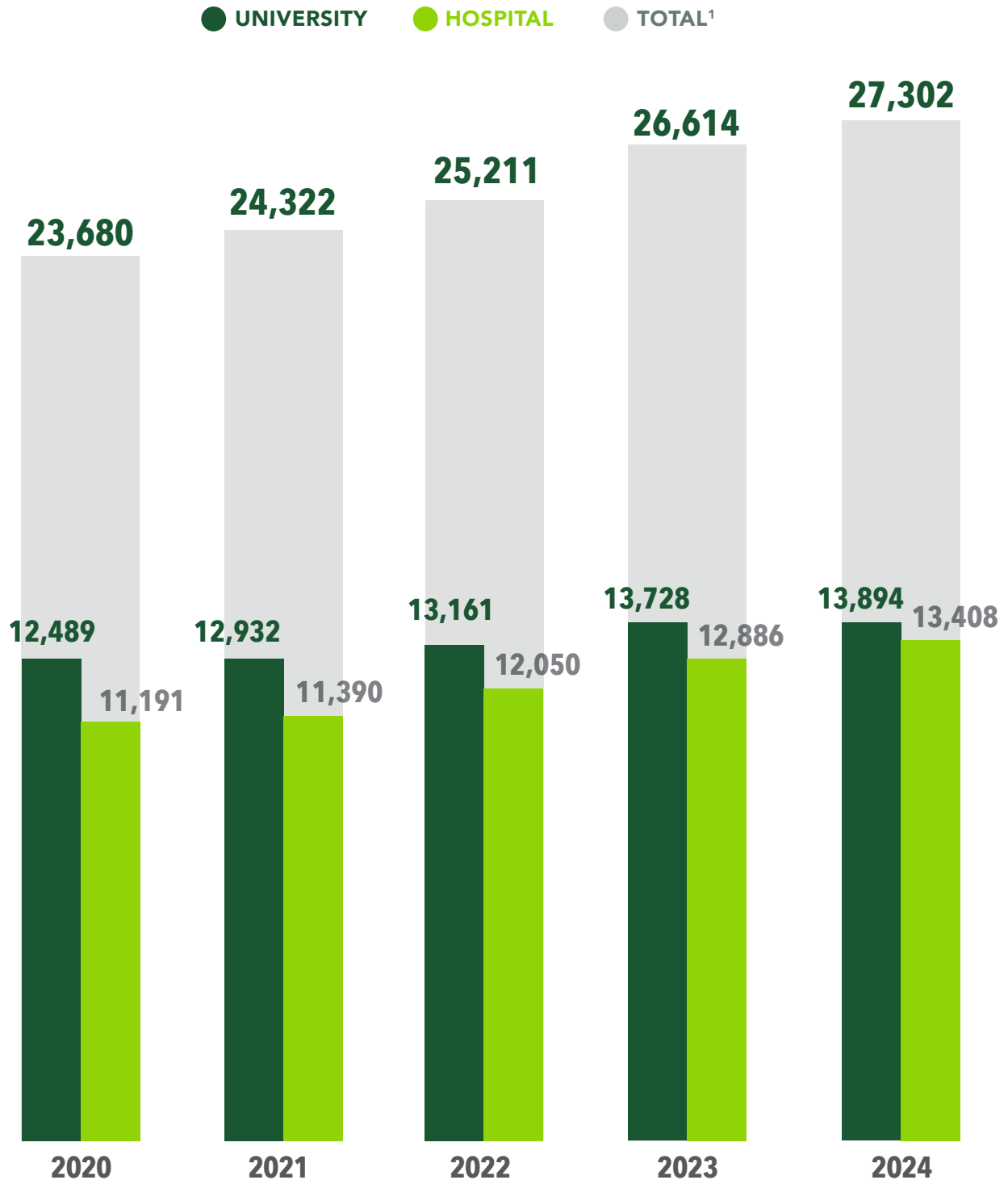
Two or more races - A person having origins in two or more of the above race or ethnicities.

Race/ethnicity unknown - The category used to report students or employees whose race and ethnicity are not known.

SOURCE: UAB Office of Human Resource Management Data Systems, data as of October of each year.

UAB WORK FORCE BY AREA

FALL 2020 – FALL 2024

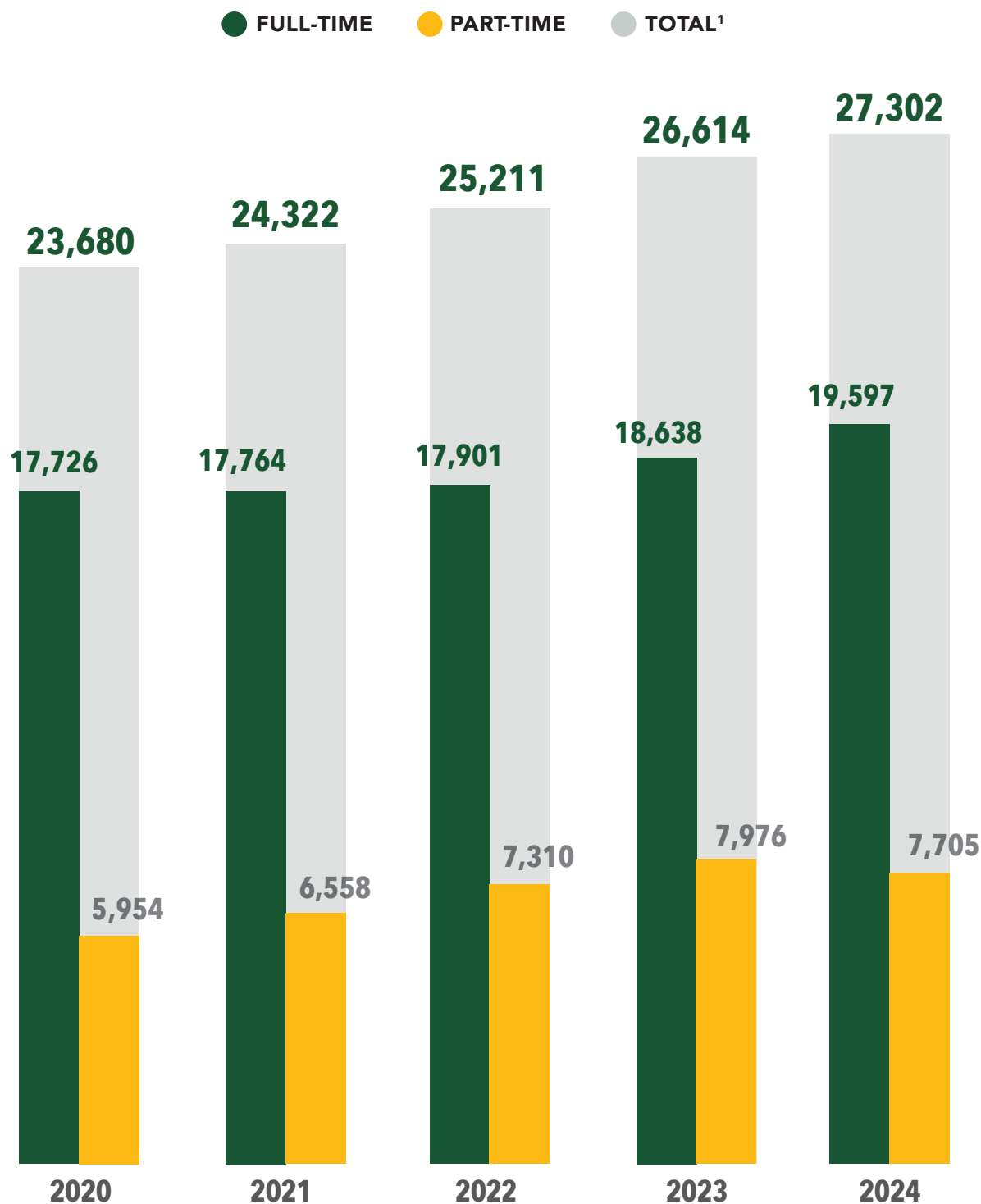


¹ These figures—for the campus, UAB Hospital, and School Medicine/Joint Health Sciences—include student workers, hospital residents, postdoctoral employees, and adjunct instructors, but exclude postdoctoral trainees, volunteers, and vendors. Employees are included in their primary appointment and occupational classification.

SOURCE: UAB Office of Human Resource Management Data Systems, data as of October of each year.

UAB WORK FORCE BY STATUS

FALL 2020 – FALL 2024

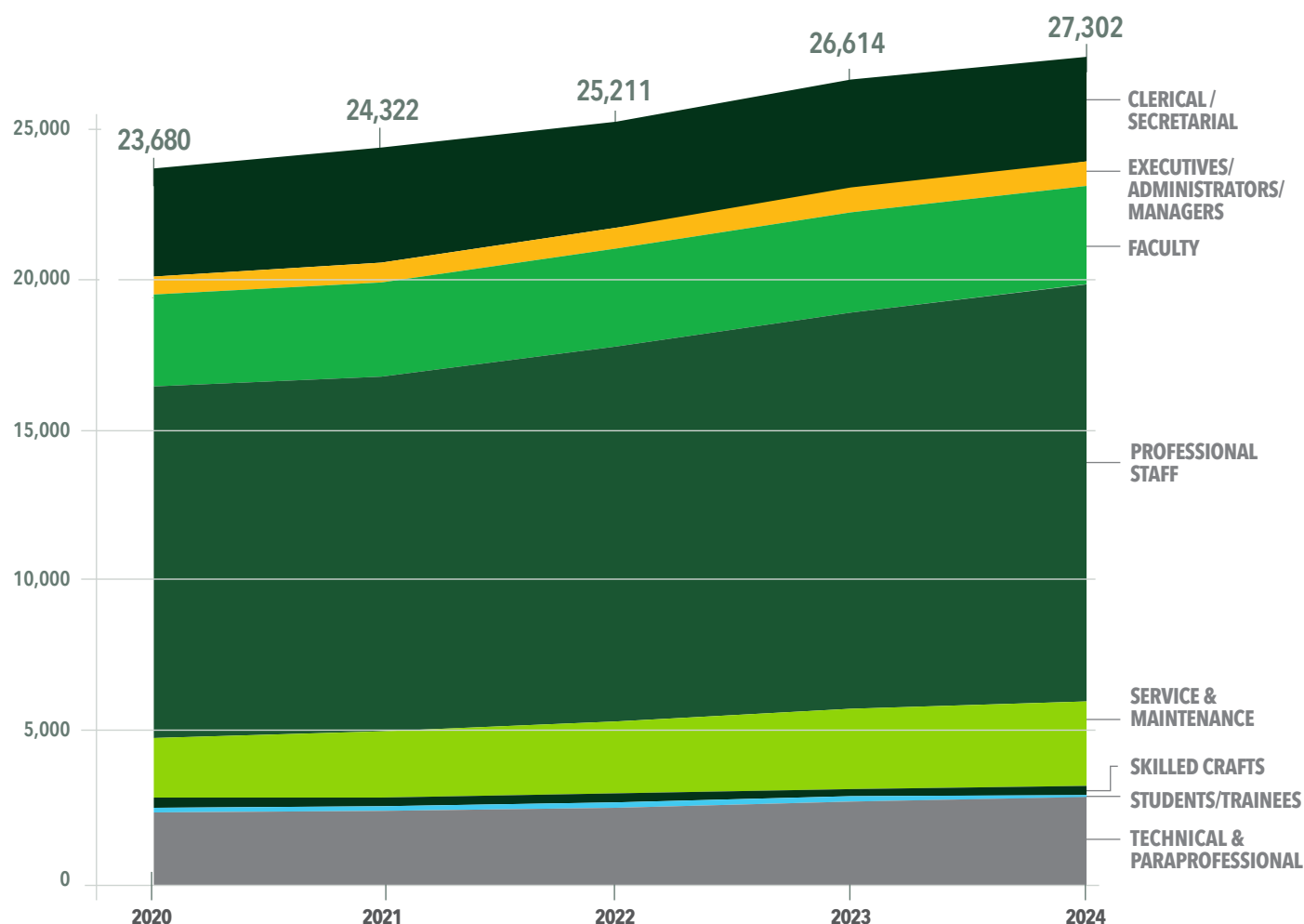


¹ These figures—for the campus, UAB Hospital, and School Medicine/Joint Health Sciences—include student workers, hospital residents, postdoctoral employees, and adjunct instructors, but exclude postdoctoral trainees, volunteers, and vendors. Employees are included in their primary appointment and occupational classification.

SOURCE: UAB Office of Human Resource Management Data Systems, data as of October of each year.

UAB WORK FORCE¹ BY EEO CATEGORY²

FALL 2020 – FALL 2024



¹ These figures—for the campus, UAB Hospital, and School Medicine/Joint Health Sciences—include student workers, hospital residents, postdoctoral employees, and adjunct instructors, but exclude postdoctoral trainees, volunteers, and vendors. Employees are included in their primary appointment and occupational classification.

² Job Category is based on the EEO Categorization for the employee's job assigned by Compensation per the Federal EEOC guidelines. The Professional category is split into Faculty and Nonfaculty.

SOURCE: UAB Office of Human Resource Management Data Systems, data as of October of each year.

UAB WORK FORCE BY AREA, STATUS, GENDER AND JOB CATEGORY

FALL 2020 - FALL 2024

	2020	2021	2022	2023	2024
Area					
University	12,489	12,932	13,161	13,728	13,894
Hospital	11,191	11,390	12,050	12,886	13,408
TOTAL¹	23,680	24,322	25,211	26,614	27,302

Status					
Full Time	17,726	17,764	17,901	18,638	19,597
Part Time	5,954	6,558	7,310	7,976	7,705
TOTAL¹	23,680	24,322	25,211	26,614	27,302

Gender					
Male	7,824	7,963	8,179	8,565	8,627
Female	15,856	16,359	17,032	18,049	18,675
TOTAL¹	23,680	24,322	25,211	26,614	27,302

Job Category²					
Clerical/ Secretarial	3,587	3,730	3,527	3,631	3,411
Executive/ Administrative	625	691	711	758	811
Faculty	3,000	3,097	3,177	3,265	3,278
Professional Nonfaculty	11,706	11,787	12,443	13,234	13,768
Service/ Maintenance	1,922	2,126	2,353	2,606	2,787
Skilled Crafts	312	303	295	287	292
Students/ Trainees	75	76	134	107	74
Technical/ Paraprofessional	2,453	2,512	2,571	2,726	2,881
TOTAL¹	23,680	24,322	25,211	26,614	27,302

¹ These figures—for the campus, UAB Hospital, and School Medicine/Joint Health Sciences—include student workers, hospital residents, postdoctoral employees, and adjunct instructors, but exclude postdoctoral trainees, volunteers, and vendors. Employees are included in their primary appointment and occupational classification.

² Job Category is based on the EEO Categorization for the employee's job assigned by Compensation per the Federal EEOC guidelines. The Professional category is split into Faculty and Nonfaculty.

SOURCE: UAB Office of Human Resource Management Data Systems, data as of October each year.

UAB FULL-TIME WORK FORCE AND PAYROLL

FALL 2020 - FALL 2024

FULL-TIME WORK FORCE ¹				
FALL	NON-FACULTY	FACULTY	TOTAL WORKFORCE	CHANGE FROM PREVIOUS YEAR
2020	15,154	2,572	17,726	1.5%
2021	15,127	2,637	17,764	0.2%
2022	15,194	2,707	17,901	0.8%
2023	15,837	2,801	18,638	4.1%
2024	16,782	2,815	19,597	5.1%

¹ These figures—for the campus, UAB Hospital, and School Medicine/Joint Health Sciences—include student workers, hospital residents, postdoctoral employees, and adjunct instructors, but exclude postdoctoral trainees, volunteers, and vendors. Employees are included in their primary appointment and occupational classification.

SOURCE: UAB Office of Human Resource Management Data Systems, data as of October of each year.

TOTAL PAYROLL BY CALENDAR YEAR ¹			
YEAR	PAYROLL	CHANGE FROM PREVIOUS YEAR	
		AMOUNT	PERCENT
2020	\$ 1,341,194,364	\$ 41,926,126	3.2%
2021	\$ 1,438,830,908	\$ 97,636,544	7.3%
2022	\$ 1,569,222,384	\$ 130,391,477	9.1%
2023	\$ 1,690,367,490	\$ 121,145,106	7.7%
2024	\$ 1,798,753,334	\$ 108,385,844	6.4%

¹ Total calendar year payroll, excluding fringe benefits.

SOURCE: UAB Payroll Department (does not include fringe benefits).

UAB FULL-TIME FACULTY BY RANK, GENDER AND TENURE STATUS

FALL 2024

FACULTY RANK ¹	Professor				Assoc. Professor			
	Male		Female		Male		Female	
ACADEMIC UNIT ²	Faculty	Tenured	Faculty	Tenured	Faculty	Tenured	Faculty	Tenured
Arts and Sciences	74	70	37	33	47	40	43	29
Business	15	14	5	4	12	10	5	5
Dentistry	14	11	5	2	8	4	8	3
Education	3	3	8	8	6	5	10	10
Engineering	15	13	3	3	12	8	1	1
Graduate School	1	1	-	-	-	-	-	-
Health Professions	18	17	20	20	14	6	21	11
Honors College	1	1	1	1	-	-	-	-
Libraries	1	-	1	-	4	-	13	-
Medicine	362	263	167	109	265	73	216	58
Nursing	2	2	22	13	10	3	15	4
Optometry	8	7	5	-	-	-	7	-
Public Health	13	13	18	15	9	5	6	4
TOTAL	527	415	292	208	387	154	345	125

FACULTY RANK ¹	Asst. Professor				Instructor			
	Male		Female		Male		Female	
ACADEMIC UNIT ²	Faculty	Tenured	Faculty	Tenured	Faculty	Tenured	Faculty	Tenured
Arts and Sciences	47	-	58	-	7	-	11	-
Business	7	-	7	-	5	-	7	-
Dentistry	9	-	13	-	2	-	-	-
Education	2	-	9	-	3	-	7	-
Engineering	9	-	3	-	3	-	2	-
Graduate School	-	-	-	-	-	-	-	-
Health Professions	15	-	48	-	1	-	7	-
Honors College	-	-	-	-	-	-	-	-
Libraries	3	-	10	-	1	-	7	-
Medicine	372	-	340	-	54	-	36	-
Nursing	10	-	51	-	7	-	41	-
Optometry	5	-	4	-	-	-	-	-
Public Health	10	-	30	-	1	-	-	-
TOTAL	489	-	573	-	84	-	118	-

FACULTY RANK ¹	UAB TOTAL							
	Male			Female			Tenured	%
ACADEMIC UNIT ²	Faculty	Tenured	% Tenured	Faculty	Tenured	% Tenured		
Arts and Sciences	175	110	63%	149	62	42%	172	53%
Business	39	24	62%	24	9	38%	33	52%
Dentistry	33	15	45%	26	5	19%	20	34%
Education	14	8	57%	34	18	53%	26	54%
Engineering	39	21	54%	9	4	44%	25	52%
Graduate School	1	1	100%	-	-	-	1	100%
Health Professions	48	23	48%	96	31	32%	54	38%
Honors College	1	1	100%	1	1	100%	2	100%
Libraries	9	-	-	31	-	-	-	-
Medicine	1,053	336	32%	759	167	22%	503	28%
Nursing	29	5	17%	129	17	13%	22	14%
Optometry	13	7	54%	16	-	-	7	24%
Public Health	33	18	55%	54	19	35%	37	43%
TOTAL	1,487	569	38%	1,328	333	25%	902	32%

¹ Faculty Rank and Highest Degree based on data available in UAB Office of Human Resource Management Data Systems, data as of October of each year. Faculty designation is based on the EEO Categorization for the employee's job assigned by Compensation per the Federal EEOC guidelines.

² Based on faculty primary organization affiliation. Medicine includes Academic Joint Departments

SOURCE: UAB Office of Human Resource Management Data Systems, data as of October of each year.

HIGHEST DEGREES OF UAB FULL-TIME FACULTY

BY SCHOOL AND RANK

FALL 2024

FACULTY RANK ¹	Professor			Associate Professor		
ACADEMIC UNIT ²	Academic/ Professional Doctorate	Master's	Bachelor's/ Other	Academic/ Professional Doctorate	Master's	Bachelor's/ Other
Arts and Sciences	20	-	-	81	9	-
Business	102	9	-	17	-	-
Dentistry	1	-	-	16	-	-
Education	2	-	-	16	-	-
Engineering	19	-	-	12	1	-
Graduate School	11	-	-	-	-	-
Health Professions	18	-	-	33	-	-
Honors College	529	-	-	-	-	-
Libraries	24	-	-	1	16	-
Medicine	13	-	-	479	2	-
Nursing	31	-	-	25	-	-
Optometry	38	-	-	7	-	-
Public Health	1	1	-	15	-	-
TOTAL	809	10	-	702	28	-

FACULTY RANK ¹	Assistant Professor			Instructor		
ACADEMIC UNIT ²	Academic/ Professional Doctorate	Master's	Bachelor's/ Other	Academic/ Professional Doctorate	Master's	Bachelor's/ Other
Arts and Sciences	13	1	-	2	10	-
Business	83	22	-	7	11	-
Dentistry	-	-	-	-	-	-
Education	-	-	-	-	-	-
Engineering	20	2	-	2	-	-
Graduate School	11	-	-	5	5	-
Health Professions	11	1	-	-	5	-
Honors College	709	2	1	85	5	-
Libraries	61	-	-	23	25	-
Medicine	9	-	-	-	-	-
Nursing	40	-	-	-	1	-
Optometry	37	23	1	1	7	-
Public Health	1	12	-	-	8	-
TOTAL	995	63	2	125	77	-

FACULTY RANK ¹	Academic/ Professional Doctorate	Master's	Bachelor's/ Other	Total	% with Doctorate
Professor	809	10	-	819	99%
Associate Professor	702	28	-	730	96%
Assistant Professor	995	63	2	1,060	94%
Instructor	125	77	-	202	62%
TOTAL	2,631	178	2	2,811	94%

¹ Faculty Rank and Highest Degree based on data available in UAB Office of Human Resource Management Data Systems, data as of October of each year.
Faculty designation is based on the EEO Categorization for the employee's job assigned by Compensation per the Federal EEOC guidelines.

² Based on faculty primary organization affiliation. Medicine includes Academic Joint Departments

SOURCE: UAB Office of Human Resource Management Information Systems, as of October each year.

ENDOWED POSITIONS AT UAB

Endowed Chairs (by Year Established)

Charles D. Beard, Jr., Endowed Chair in Interdisciplinary Healthcare Communication (2025; established as a support fund in 2022)	established as a professorship in 2001)
Benjamin Russell Endowed Chair in Geriatrics (2024)	Eivor and Alston Callahan, M.D., Endowed Chair in Ophthalmology (2017)
Doreen C. Harper, Ph.D., RN, FAAN, Endowed Chair in Nursing (2024; established as a professorship in 2022)	Goodrich Endowed Chair for Innovation and Entrepreneurship (2017)
Heersink Endowed Chair in Mental Health Research (2024)	Nancy E. Dunlap Endowed Chair in Pulmonary Diseases (2016)
John Durr Elmore Endowed Chair in Psychiatry (2024)	Christine S. Ritchie, M.D., Endowed Chair in Palliative Care Leadership (2015)
Rebecca Gale-Heersink Endowed Chair (2024; established as a professorship in 2019)	Gay and Bew White Endowed Chair in Pediatric Oncology (2015)
Anderson Family Endowed Chair in Medical Education, Research & Patient Care (2023)	Olivia Turlington Miller Endowed Chair of Cancer Genetics (2015)
Endowed Chair in Immunology (2023)	Susan and Dowd Ritter/RPB Endowed Chair in Ophthalmology Research (2015)
Heersink Endowed Chair in Psychiatry (2023)	Jay M. McDonald, M.D., Endowed Chair in Laboratory Medicine (2022; established as a professorship in 2015)
The Hugh Kaul Precision Medicine Institute Endowed Chair (2023; established as a professorship in 2018)	C. Glenn Cobbs, M.D., Endowed Chair in Infectious Diseases (2014; established as a support fund in 2013)
John G. Kelton, M.D., Endowed Chair in Hematology-Oncology (2023)	Bee McWane Reid Endowed Chair in Psychiatry and Neurobiology (2014; established as a professorship in 2012)
Helen and Robert Whitley Endowed Chair of Pediatrics (2022; established as a professorship in 2016)	Charlene A. Jones Endowed Chair in Neuroimmunology (2014)
J. Frank Barefield, Jr., Endowed Chair in Communities and Crime (2022)	T. Michael and Gillian Goodrich Endowed Chair of Engineering Leadership (2014)
Kathryn and Raymond Harbert Endowed Chair in Psychiatry (2022)	ROAR Southeast Cancer Foundation Endowed Chair in Radiation Oncology (2013)
Mary Heersink Endowed Chair in Global Health (2022)	Robert G. Luke, M.D., Endowed Chair in Transplant Nephrology (2013)
Ray L. Watts, M.D. and Heersink Endowed Chair in Neurology (2022)	Thomas E. Andreoli, M.D., Endowed Chair in Nephrology (2013; established as a professorship in 2001)
Selwyn M. Vickers, M.D., F.A.C.S, Endowed Chair in the Department of Surgery (2022; established as an endowed scholar in 2020)	Lakeshore Foundation Endowed Chair in Health Promotion and Rehabilitation Science (2012)
Louise T. Chow, Ph.D. and Heersink Endowed Chair in Biochemistry and Molecular Genetics (2022)	UAHSF Endowed Chair in Cancer Biology (2012)
Goodrich Chair of Cardiovascular Surgery (2021)	Warren Family Endowed Chair in Neurology (2012; established as a research fund in 2009)
Moon H. Nahm M.D., Endowed Chair (2021)	Fay B. Ireland Endowed Chair for the Dean of the School of Nursing (2011)
Protective Life Endowed Chair in Healthy Aging Research (2021)	Dr. Tinsley R. Harrison Endowed Chair in Medical Resident Education (2011; established as a professorship in 2007)
SK Bioscience Endowed Chair in Pneumonia Research (2021; established as a professorship in 2019)	Featheringill Endowed Chair in Cardiac Arrhythmia Research (2011; established as a research fund in 2002)
Wyatt and Susan Haskell Endowed Chair for Medical Excellence (2021; established as a professorship in 2007)	Hilda B. Anderson Endowed Chair in Nephrology (2011)
Bruce F. Connell, M.D., Endowed Chair in Plastic Surgery Quasi Endowment (2020)	James C. Lee, Jr., Endowed Chair for the Dean of the School of Medicine (2011)
DCI Edwin A. Rutsky, M.D., Distinguished Endowed Chair in Nephrology (2019; established as a professorship in 2016)	O'Neal-Sokol Breast Cancer Research Foundation of Alabama Endowed Chair (2015; established as a research fund in 2011)
Edward E. Partridge M.D., Endowed Chair for Cancer Disparity Research (2019; established as a faculty scholar in 2017)	James K. Kirklin Endowed Chair of Cardiothoracic Surgery (2010)
Sharon A. Spencer Distinguished Endowed Chair in Translational Radiation Oncology (2017)	Griffith R. Harsh III, Endowed Chair in Neurosurgery (2009; established as a professorship in 2006)
Magic City LGBTQ Health Studies Endowed Chair (2019)	James H. Estes Family Endowed Chair for Lung Cancer Research (2009)
Kelley and C.T. Fitzpatrick Endowed Chair in Ophthalmology (2019)	Alma B. Maxwell and UAHSF Endowed Chair in Biomedical Research (2008)
Anderson Family Endowed Chair in Urology (2018)	J. Max Austin, Jr., M.D., Endowed Chair in Gynecologic Oncology (2008; established as a professorship in 2000)
J. Benjamin Younger, M.D. and Roensch Family Endowed Chair in Reproductive Endocrinology and Infertility (2018)	UAHSF Endowed Chair in Biomedical Research (2008)
The Meyer Foundation William J. Koopman, M.D., Endowed Chair in Immunology and Rheumatology (2018; established as a support fund in 2010)	Eleanor E. Kidd Endowed Chair in Primary Care Medicine (2007)
W. Stancil Starnes and ProAssurance Endowed Chair for Physician Wellness (2018)	F. Cleveland Kinney Endowed Chair in Geriatric Psychiatry (2007)
Blue Cross and Blue Shield of Alabama Endowed Chair in Health Economics (2017)	Holt A. McDowell, Jr., M.D., Endowed Chair of Vascular Surgery (2007)
Edward A. Ernst, M.D., Ph.D., Endowed Chair in Anesthesiology (2017;	Jim Straley Endowed Chair in AIDS Research (2007)

NOTE: Date in parentheses is the year established. A listing of current holders of each endowed position can be found at the bottom of the sidebar on the website of the UAB Development Office: www.uab.edu/give/campaign/ways-to-give/endorsement

SOURCE: Minutes, the Board of Trustees of the University of Alabama; campus records

Endowed Chairs at UAB (cont.)

- Nancy R. and Eugene C. Gwaltney Family Endowed Chair in Juvenile Diabetes Research (2007)
- Robert Y. Kim Outstanding Educator Endowed Chair in Radiation Oncology (2007)
- Ruby F. Meredith Outstanding Clinician in Radiation Oncology Endowed Chair (2007)
- Albert F. LoBuglio Endowed Chair for Translational Cancer Research (2006)
- Anton J. Bueschen, M.D., Endowed Chair in Urologic Surgery and Research (2006)
- Charles A. and Patsy W. Collat Endowed Chair in Neurosurgery (2006)
- Endowed Chair in Developmental Psychology (2006)
- Evelyn F. McKnight Endowed Chair for Learning and Memory in Aging (2006; established as a professorship in 2004)
- John T. and Juanelle D. Strain Endowed Chair in Neurology (2006)
- Robert and Ruth Anderson Endowed Chair in Pathology (2006)
- Marie S. Ingalls Endowed Chair in Nephrology Leadership (2006)
- Marguerite Jones Harbert and Gene V. Ball, M.D. Endowed Chair in Rheumatology (2006)
- Wells Fargo Endowed Chair in Business Administration (2006; established as a professorship in 2004)
- Women's Committee of the Spain Rehabilitation Center Endowed Chair in Rehabilitation Neuroscience Research (2006)
- Caldwell Marks Endowed Chair in Cancer Oncology (2005)
- Julius N. Hicks Endowed Chair in Otolaryngology/Head and Neck Surgery (2005)
- Arnold G. Diethelm Endowed Chair of Transplantation Surgery (2004)
- Arthritis Foundation, Alabama Chapter Endowed Chair in Pediatric Rheumatology (2004)
- Charles E. Flowers, Jr., Endowed Chair of Obstetrics and Gynecology (2004; established as a professorship in 1985)
- Elmer and Glenda Harris Endowed Chair in Cardiovascular Disease (2004)
- Nancy R. and Eugene C. Gwaltney Family Endowed Chair in Medical Research (2003)
- John N. Whitaker Endowed Chair in Neurology (2005; established as a professorship in 2003)
- A.D. Pacifico, M.D., Endowed Chair of Cardiovascular Surgery (2002)
- EyeSight Foundation of Alabama Endowed Chair of Ophthalmology (2002)
- Gwen McWhorter Endowed Chair in Geriatric Medicine (2002)
- Charles A. Alford, M.D., Endowed Chair in Pediatric Infectious Diseases (2001; established as a professorship in 1994)
- Elesabeth Ridgely Shook Endowed Chair in Psychiatry (2001)
- Endowed Chair in Obstetrics and Gynecology (2001)
- Jane Knight Lowe Chair of Medicine in Rheumatology (2001; established as a professorship in 1986)
- Neil E. Christopher, M.D., Endowed Chair in Family and Community Medicine, (2025 established as a professorship in 2001)
- Webb Chair in Nutrition Sciences (2001)
- Edwin M. Dixon Endowed Chair in Neonatology (2000)
- Jeanne V. Marks Endowed Chair in Cardiovascular Disease (1999)
- Martha Ann and David L. May Endowed Chair in Cancer Research (1999)
- Alice McNeal, M.D., Endowed Chair in Anesthesiology (1998)
- Ellen Gregg Shook Culverhouse Chair in Gynecologic Oncology (1998)
- Margaret Cameron Spain Endowed Chair in Obstetrics and Gynecology (1998)
- Benjamin Monroe Carraway, M.D., Endowed Chair in Anesthesiology (1997)
- Dr. Champ Lyons Endowed Chair in General Surgery (1997)
- Joy and Bill Harbert Endowed Chair in Cancer Genetics (1997)
- Rachel Z. Booth Endowed Chair in Nursing (1997)
- Witten-Stanley Endowed Chair of Radiology (1997)
- Basil I. Hirschowitz Endowed Chair in Gastroenterology (1996; established as a professorship in 1988)
- Jeanne and Ann Griffin Chair for Women's Cancer Research (1996)
- Lionel M. Barger, Jr., M.D., Chair in Pediatric Cardiology (1996)
- Nathan E. Miles Endowed Chair of Ophthalmology (1996)
- Merle M. Salter Chair of Radiation Oncology (1995)
- Evalina B. Spencer Chair in Oncology (1994)
- John D. Sherrill Chair of Orthopaedic Surgery (1994)
- Geropsychiatry Research Chair (1993; established as a professorship in 1987)
- J. W. and Virginia Goodwin - Warren D. Blackburn, Jr., Research Chair in Rheumatology (1993)
- John S. Odess Endowed Chair in Otolaryngology/Head and Neck Surgery (1993)
- James C. and Elizabeth T. Lee Chair of Biochemistry (1993)
- James Garber Galbraith Chair in Neurosurgery (1992)
- Marie O' Koren Endowed Chair in Nursing (1992)
- Katharine Reynolds Ireland Chair of Pediatrics (1992)
- Kathy Ireland Endowed Chair in Psychiatric Research (1992)
- The Loeb Eminent Scholars Chair in Pediatrics (1992)
- Spencer Chair in Medical Science Leadership (1992)
- Wallace R. Bunn Chair in Telecommunications (1992)
- Leonard H. Robinson Endowed Chair in Pathology (1998; established as a professorship in 1992)
- Alfred Habeeb Chair in Anesthesiology (1991)
- Ben Vaughan Branscomb Chair of Medicine in Respiratory Disease (1990)
- James R. Rosen Chair in Dental Research (1990)
- James Johnston Hicks Endowed Chair of Otolaryngology/Head and Neck Surgery (1989)
- William C. Bailey, M.D., Endowed Chair in Pulmonary Disease (1989)
- L. R. Jordan Chair in Health Services Administration (1988)
- Heman E. Drummond Endowed Chair of Psychiatry (1988)
- Howard L. Holley Research Chair in Rheumatology (1987)
- Ben S. Weil Chair of Industrial Distribution (1986)
- Charles A McCallum Chair of Oral and Maxillofacial Surgery (1985)
- John H. Blue Chair of General Surgery (1984)
- Ruth Lawson Hanson Chair of Medicine in Diabetes and Metabolism (1984)
- Wayne H. & Sara C. Finley Endowed Chair in Medical Genetics (1983)
- Dental Alumni and Joseph F. Volker Chair of Clinical Dentistry (1982)
- Newman H. Waters Chair of Clinical Pharmacology (1982)
- John W. Kirklin Chair of Cardiovascular Surgery (1980)
- UAB Cardiovascular Surgical Research Chair (1980)
- Charles H. McCauley Chair of Microbiology (1978)
- Charles Byron Ireland Chair of Psychiatric Research (1973)
- Fay Fletcher Kerner Chair of Surgery (1973)
- Mary Gertrude Waters Endowed Chair of Cardiovascular Medicine (1972)
- Anna Lois Waters Endowed Chair in Rheumatology (1970)
- Endowed Professorship in Outcomes Research and Implementation Science (2025)
- John R. Burns and Dean G. Assimios, M.D. Endowed Professorship in Urology (2025)
- Lalitha Varanasi Endowed Professorship (2025)

NOTE: Date in parentheses is the year established. A listing of current holders of each endowed position can be found at the bottom of the sidebar on the website of the UAB Development Office: www.uab.edu/give/campaign/ways-to-give/endowment

SOURCE: Minutes, the Board of Trustees of the University of Alabama; campus records

Endowed Professorships at UAB (by Year Established)

Merritt L. Pizitz and James E. Johnson, M.D., Endowed Professorship (2025)	Jeanne M. Marrazzo, M.D., M.P.H., Endowed Professorship in Innovation and Advancement through Mentorship (2022)
R. Edward Faught, Jr., M.D. Endowed Professorship (2025)	Jiri Mestecky Endowed Professorship in Microbiology (2022; established as a faculty scholar in 2021)
Dr. Charles W. Breaux, Sr. and Ann K. Breaux Endowed Professorship in Cardiothoracic Surgery (2024; established as a support fund in 2011)	Koikos-Petelos-Jones-Bragg ROAR Endowed Professorship for Cancer Research (2022)
Don Speed Endowed Professorship for Orthodontics (2024; established as a support fund in 2021)	Marshall Urist, M.D. Endowed Professorship (2022)
Endowed Professorship in Diabetes Science (2024)	Martha Robinson Tankersley Endowed Professorship in Transplant Clinical Excellence (2022)
Heersink Endowed Professorship in Graduate Medical Education (2024)	Michael Friedlander, Ph.D., and Heersink Endowed Professorship (2022)
Heersink Endowed Professorship in International Medical Education (2024)	Triton Endowed Professorship in Health Equity Research (2022)
Heersink Endowed Professorship in Medical Education (2024)	Will Ferniany Endowed Professorship in Healthcare Leadership (2022)
Hill Crest Foundation Endowed Professorship in Psychiatry (2024)	William O'Neal Brown, D.M.D., Endowed Professorship for the School of Dentistry (2022)
Kent and Pheobe Palcanis Endowed Professorship (2024; established as a support fund in 2020)	Brigham Family Endowed Professorship in Trauma and Acute Care Surgery (2021)
Triton Endowed Professorship in Orthopaedic Surgery (2024)	David Hart White Endowed Professorship for Brain Cancer Research (2021)
UAB Endowed Professorship in Mental Health Research (2024; established as support fund in 1976)	Endowed Professorship in Emergency Medicine (2021)
The Amy Theos, M.D., Alabama Dermatology Society Endowed Professorship in Pediatric Dermatology (2023)	Gene P. Siegal Endowed Professorship in Pathology (2021)
Anupam Agarwal, M.D., Endowed Professorship in Nephrology (2023; established as an endowed scholar in 2020)	The Mary and Bill Battle Endowed Professorship for Multiple Myeloma (2021)
Beverly C. Walters, M.D., Endowed Professorship for Neurosurgery (2023; established as a faculty scholar in 2022)	Ona M. Faye-Peterson Endowed Professorship in Pathology (2021)
Burton Multiple Sclerosis Endowed Research Professorship in Neurology (2023)	Parkinson Association of Alabama Endowed Professorship (2021; established as a support fund in 2015)
Fouad H. Fouad Endowed Professorship in Civil, Construction, and Environmental Engineering (2023; established as a faculty scholar in 2021)	Vera Hauptfeld-Dolejssek Ph.D., Endowed Professorship in Transplant Immunology (2021; established as support fund in 2020)
Heersink Endowed Professorship in Sports and Exercise Medicine (2023)	Abroms Endowed Professorship for the Department of Otolaryngology (2020)
Joe A. Chambliss Prostate Cancer Research and Innovation Professorship (2023)	Anderson Family Endowed Professorship in Nephrology (2020)
Marnix E. Heersink Endowed Professorship in Biomedical Innovation (2023)	The Breast Cancer Research Foundation of Alabama Endowed Professorship (2020)
RC Bourge Endowed Professorship in Advanced Heart Disease (2023)	Endowed Professorship in Nephrology (2020)
Sallie W. Dean Endowed Professorship in Accounting (2023; established as a support fund in 2013)	Hale-Stephens ROAR Endowed Professorship for Distinctive Radiation Oncology Research (2020)
Strange Family Endowed Professorship in Surgical Sciences Research (2023)	Lemak-Ivy ROAR Endowed Professorship for Novel Radiation Oncology Clinical Research (2020)
Triton Endowed Professorship in Biomedical Informatics and Data Science (2023)	William Austin Brown Endowed Professorship (2020)
Triton Endowed Professorship in Microbiology (2023)	Edward W. Hook, III, M.D., Endowed Professorship in Infectious Disease (2019)
Triton Endowed Professorship in Neurobiology (2023)	Endowed Professorship in Gastroenterology and Hepatology (2019)
UAB Endodontics Alumni Endowed Professorship (2023; established as support fund in 2018)	Endowed Professorship in Lung Cellular and Molecular Biology (2019)
Charles. S. Ackerman Endowed Professorship in Parkinson's Disease (2022)	Endowed Professorship in Pediatrics (2019)
David G. Warnock, M.D., Endowed Professorship in Academic Nephrology (2022; established as a research fund in 2019)	G. Neal Kay Endowed Professorship in Clinical Electrophysiology (2019; established as a support fund in 2015)
Emmet O'Neal II Endowed Professorship for Lung Cancer Research (2022)	The James and Pat Estes Alzheimer's Disease Endowed Professorship (2019)
Endowed Professorship in Genetics (2022)	Mark H. Deierhoi, M.D. Endowed Professorship (2019)
J. Frank Barefield, Jr. Endowed Professorship in Entrepreneurship (2022)	Michael S. Saag, M.D., Endowed Professorship in Infectious Diseases (2019)
The Dr. James and Vicki Orr Endowed Professorship in Women's Oncology (2022; established as a support fund in 2014)	UAHSF SOM Endowed Professorship in Regenerative and Translational Medicine (2019; established as support fund in 2018)
	William H. Coleman, Sr., M.D., Huntsville Family Medicine Endowed Professorship (2019)

NOTE: Date in parentheses is the year established. A listing of current holders of each endowed position can be found at the bottom of the sidebar on the website of the UAB Development Office: www.uab.edu/give/campaign/ways-to-give/endowment

SOURCE: Minutes, the Board of Trustees of the University of Alabama; campus records

Endowed Professorships at UAB (cont.)

- Albert Oberman, M.D., Endowed Professorship in Cardiovascular Disease (2018; established as a support fund in 2017)
- Dennis Endowed Professorship in Glaucoma Research (2018)
- Detraz Endowed Professorship in Polycystic Kidney Disease (2018; established as a research fund in 2013)
- Gustavo R. Heudebert, M.D., MACP, Endowed Professorship in General Internal Medicine (2018; established as a support fund in 2017)
- Jane H. Brock - Florence Nightingale Endowed Professorship in Nursing (2018)
- John W. Poynor Endowed Professorship in Otolaryngology (2018; established as a medical loan fund in 2000)
- Kirby I. Bland, M.D., Endowed Professorship in Surgery (2018)
- Paul W. Bursleson, M.D., Endowed Professorship in Internal Medicine (2018)
- Stephen G. Rostand, M.D., Endowed Professorship in Nephrology (2018)
- The Vishnu Reddy Translational Research in Pathology Endowed Professorship (2018)
- White-McKee Endowed Professorship in Ophthalmology (2018)
- Endowed Professorship in Airway Biology (2017)
- Endowed Professorship in Airways Disease (2017)
- Endowed Professorship in Infectious Disease (2017)
- Sarah Katherine Bateh Endowed Professorship for Rett Syndrome (2017)
- The C. Bruce Alexander Endowed Professorship in Pathology (2017)
- Thomas P. Hinman Dental Meeting Endowed Professorship in Comprehensive Dentistry (2012)
- Triton Endowed Professorship in Bacteriology (2017)
- Vivian Conatser-Turner Endowed Professorship in Psychiatry (2017)
- William D. Jordan, Jr., M.D., Endowed Professorship in Vascular Sciences (2017; established as support fund in 2015)
- William D. Jordan, Jr., M.D., Endowed Professorship in Vascular Surgery and Endovascular Therapy (2017; established as support fund in 2015)
- Endowed Professorship in Immunology (2016)
- Endowed Professorship in Musculoskeletal Outcomes Research (2016)
- Jean B. Morris Endowed Professorship in Honor of Chi-Tsou Huang, M.D., for Excellence in Clinical Care, Research and Teaching in the Department of Physical Medicine and Rehabilitation (2016; established as a support fund in 2007)
- Peter D. Waite Endowed Professorship in Oral and Maxillofacial Surgery (2016)
- Regions Institute for Financial Education Endowed Professorship (2016)
- Robert C. Bourge and Cutessa D. Bourge Endowed Professorship in Cardiovascular Disease (2016)
- Department of Medicine Endowed Professorship in Lung Biology (2015)
- Dr. Tommy Weatherford and Dr. Kent Palcanis Endowed Professorship in Dentistry (2015; established as a support fund in 2008)
- Endowed Professorship in Basic Research in the Department of Dermatology (2015)
- Endowed Professorship in Environmental Medicine (2015)
- Endowed Professorship in Informatics (2015)
- Endowed Professorship in Medicine (2015)
- James H. Halsey, Jr., M.D. Endowed Professorship of Neurology (2015; established as a research fund in 2007)
- John C. Hauth Endowed Professorship in Maternal-Fetal Medicine (2015)
- The University of Alabama School of Dentistry Alumni Association Endowed Professorship (2015; established as a support fund in 2012)
- The Antoine Lavoisier Endowed Professorship of Energetics and Healthy Lifestyles (2014)
- Eric W. Baum, M.D., Endowed Professorship in Dermatology (2014; established as a support fund in 2011)
- Howard W. Houser Endowed Professorship in Health Administration (2014; established as a support fund in 2006)
- Max and Lorayne Cooper Endowed Professorship in Ophthalmology Residency Training (2014)
- Patsy W. and Charles A. Collat Endowed Professorship in Neuroscience (2014)
- S. Richardson Hill, Jr., Endowed Professorship in Endocrinology (2014)
- Dr. Robert B. Adams Endowed Professorship in Pathology (2014)
- Dr. James A. Schafer, Ph.D., NRTC Endowed Professorship (2013)
- Endowed Professorship in Diabetes Prevention and Control (2013)
- The David Hill Chestnut Endowed Professorship in Anesthesiology (2013)
- John A. and Ruth R. Jurenko Endowed Professorship in Neurology (2013)
- United Therapeutics Endowed Professorship in Pulmonary Vascular Disease (2013)
- Virginia Loeb Weil Endowed Professorship in Medical Education (2013)
- Endowed Professorship in Cancer Pathobiology (2012)
- Endowed Professorship in Experimental Cancer Therapeutics (2012)
- J. Claude Bennett Endowed Professorship in Rheumatology and Immunology (2012; established as a research fund in 2007)
- James E. Elder, M.D. Endowed Professorship for Graduate Education in Dermatology (2012; established as a support fund in 2007)
- James P. Hayes, Jr., Endowed Professorship in Gastrointestinal Oncology (2012)
- Jarman F. Lowder Endowed Professorship in Neuroscience (2012)
- Quetelet Endowed Professorship in Public Health (2012)
- Dr. Thomas W. Jones Endowed Professorship in Oral and Maxillofacial Surgery (2012; established as a support fund in 2011)
- Virginia B. Spencer Endowed Professorship in Neuroscience (2012; established as a research fund in 2008)
- Hazel Gore, M.B.B.S., Endowed Professorship in Women's Health Pathology (2011; established as a support fund in 2007)
- UAB Orthodontic Alumni Endowed Professorship (2011; established as support fund in 2005)
- Victor Darley-Usmar Endowed Professorship in Molecular Pathology (2011)
- Dr. William C. Carter Endowed Professorship in French and Proust Studies (2011)
- Charles S. Ackerman Endowed Professorship in Neurology (2010)
- Sir David Cox Endowed Professorship in Biostatistics (2010)
- Jay M. McDonald, M.D., Endowed Professorship in Experimental Pathology (2010)
- Robert W. Mowry, M.D., Endowed Professorship in Pathology (2008)
- William "Student" Sealy Gosset Endowed Professorship in Biostatistics (2008)
- William E. Dismukes Endowed Professorship in Infectious Diseases (2008)
- Bergman/Pinkston Endowed Professorship in Physical Therapy (2007)
- Donna Brown Banton Endowed Professorship in Nursing (2005)
- Maurice S. Albin, M.D., Endowed Professorship in Anesthesiology and Perioperative Medicine (2005)
- William A. Lell, M.D. and Paul N. Samuelson, M.D., Endowed Professorship in Anesthesiology (2003)

NOTE: Date in parentheses is the year established. A listing of current holders of each endowed position can be found at the bottom of the sidebar on the website of the UAB Development Office: www.uab.edu/give/campaign/ways-to-give/endowment

SOURCE: Minutes, the Board of Trustees of the University of Alabama; campus records

Endowed Professorships at UAB (cont.)

Emmett G. and Beverly S. Parrish Endowed Professorship (2001)
 Endowed Professorship in Polar or Marine Biology (2001)
 Robert C. Bourge and Cutessa D. Bourge Endowed Professorship in Transplant Nephrology (2001)
 Simon Gelman, M.D., Ph.D., Endowed Professorship in Anesthesiology (2001)
 Baker-Dean Endowed Professorship in Interventional Cardiology (2000)
 J. Benjamin Younger, M.D., Endowed Professorship in Reproductive Endocrinology and Infertility (2000)
 Bruce Harris, Jr., M.D., Endowed Professorship in Obstetrics and Gynecology (1999)
 Mary J. Bradford Endowed Professorship in Gastroenterology (1998; established as a lectureship in 1997)
 C. E. Butterworth, Jr., M.D., Professorship in the Department of Nutrition Sciences (1996)
 Charles and Alice Hohenberg Professorship in Pulmonary and Critical Care Medicine (1996)

Tate Jordan Thomas Professorship in Psychiatric Medicine (1994)
 George W. Barber, Jr., Foundation Professorship in Otolaryngology/Head and Neck Surgery (1993)
 UAB Alumni and Friends Professor of Accounting (1990)
 Patrick H. Linton Professorship in Psychiatry (1987)
 Robert B. Kyle Professorship in Rehabilitation Medicine (1974)

TOTAL ENDOWED POSITIONS*	
Chairs	152
Professorships	157
TOTAL	309

* Only includes positions that have been fully funded and approved by the Board of Trustees of the University of Alabama System

NOTE: Date in parentheses is the year established. A listing of current holders of each endowed position can be found at the bottom of the sidebar on the website of the UAB Development Office: www.uab.edu/give/campaign/ways-to-give/endorment
 SOURCE: Minutes, the Board of Trustees of the University of Alabama; campus records

UAB FACULTY AWARDS AND HONORS

SPECIAL PROFESSORSHIPS AND APPOINTMENTS

DISTINGUISHED PROFESSORS

David B. Allison, Ph.D. (2010-present)	William J. Britt, M.D. (2018-present)	Gregg H. Gilbert, DDS, MBA, FAAHD, FACD (2018-present)	Timothy R. Levine, Ph.D. (2015-present)	Suzanne Oparil, M.D. (2014-present)
Mohammad Athar, Ph.D. (2019-present)	William C. Carter, Ph.D. (2004-emeritus, 2009)	Tinsley R. Harrison, M.D. (1964-1978)	Albert F. LoBuglio, M.D. (2005-present)	James A. Pittman Jr., M.D. (1992-emeritus, 1992)
Steven N. Austad, Ph.D. (2014-present)	Waldemar A. Carlo, M.D. (2018-present)	S. Richardson Hill Jr., M.D. (1987-emeritus, 1994-2003)	Champ Lyons, M.D. (1964-1965)	David E. Pollio, Ph.D. (2014-present)
Samuel B. Barker, Ph.D. (1976-2002)	Louise T. Chow, Ph.D. (2020-present)	George Howard, DrPH (2020-present)	Sadis Matalon, Ph.D. (2013-present)	Gene Siegal, M.D. (2021-present)
Stephen Barnes, Ph.D. (2018-present)	James Cimino, M.D. (2021-present)	Virginia Howard, Ph.D. (2020-present)	Charles A. McCallum, D.M.D., M.D. (1993-emeritus, 1998)	Sergio Stagno, M.D. (2010-present)
Khurram Bashir, M.D., M.P.H., FANA (2022-present)	William C. Cockerham, Ph.D. (2017-emeritus, 2005)	Gary R. Hunter, Ph.D. (2014-present)	Raymond A. Mohl, Ph.D. (2005-2015)	Trygve Tollefsbol, Ph.D., D.O. (2021-present)
J. Claude Bennett, M.D. (1996-emeritus, 1996)	Colin J. Davis, Ph.D. (2013-present)	Thomas N. James, M.D. (1981-1987-emeritus, 2005)	Navin C. Nanda, M.D. (2011-present)	Uday Kumar Vaidya, Ph.D. (2014-present)
William Benoit, Ph.D. (2021-present)	Harriet P. Dustan, M.D. (1985-emerita, 1988)	Yakov Kasman, D.M.A. (2018-present)	Jimmy D. Neill, Ph.D. (1994-emeritus, 2004)	Joseph F. Volker, D.D.S., Ph.D. (1982-1989)
Smita Bhatia, M.D. (2021-present)	Charles E. Flowers Jr., M.D. (1985-emeritus, 1985)	John F. Kearney, Ph.D. (2014-present)	Navin C. Nanda, M.D. (2011-present)	Richard J. Whitley, M.D. (2009-present)
J. Edwin Blalock, Ph.D. (2018-present)	Walter B. Frommeyer, M.D. (1968-1979)	Eugenia Kharlampieva, Ph.D. (2022-present)	Jan Novak, Ph.D. (2022-present)	J. Michael Wyss, M.D. (2021-present)
Nancy Borkowski, DBA (2020-present)	Kihtarō Fujihashi, DDS, Ph.D. (2018-emeritus)	William J. Koopman, M.D. (2005-emeritus, 2005)	Jerry Oakes, M.D. (2021-present)	Martin E. Young, D. Phil. (2023-present)
Ben Vaughan Branscomb, M.D. (1989-emeritus, 1989)	Aurelio Galli, Ph.D. (2022-present)	Bruce R. Korf, M.D., Ph.D. (2022-present)	Shin J. Oh, M.D. (2007-present)	

DISTINGUISHED SERVICE PROFESSORS

Joseph H. Appleton, Ph.D.; Civil Engineering (1984-emeritus, 1990)	J. Dudley Pewitt, D.B.A.; Business (1990-1994)	Jean-Francois Pittet, M.D.; Anesthesiology (2023-present)	Helen Krontiras, M.D.; Surgery (2024-present)
Milly Cowles, Ph.D.; Education (1987-emerita, 1989)	Elizabeth Stullenbarger, D.S.N.; Nursing (2010-emerita, 2011)	Martin Young, Ph.D.; Cardiovascular Research (2023-present)	David Kimberlin, M.D.; Pediatrics (2025-present)
Jay Goldman, D.Sc.; Engineering (2001-emeritus)	Rosalie N. Scripa, Ph.D.; Engineering (2016-emerita, 1976)	Denise A. Gainey, D.M.A.; Music (2023-present)	Suzanne Lapi, Ph.D., Radiology (2025-present)
Fain A. Guthrie, Ed.D.; Education (1980-emeritus, 1988)	Ravi Bhatia, M.D.; Oncology (2023-present)	Yogesh Dwivedi, Ph.D.; Psychiatry (2024-present)	Elizabeth Bierle, M.D.; Surgery (2025-present)
S. Robert Hernandez, Dr.PH.; Health Services Administration (2016-Present)	Health Copes, Ph.D.; Criminal Justice (2023-present)	Robert Brunner, M.D.; Physical Medicine & Rehabilitation (2024-present)	Louis "Burt" Nabors, M.D., Neurology (2025-present)
Maryann M. Manning, Ed.D.; Education (2007-emerita, 2007-2013)	Craig Elmets, Ph.D.; Dermatology (2023-present)	Michelle Nichols, M.D.; Pediatrics (2024-present)	Brad Woodworth, M.D.; Otolaryngology (2025-present)
George E. Passey, Ph.D.; Psychology (1985-emeritus, 1985)	Jeffrey Kerby, M.D., Ph.D., FACS; Trauma & Acute Care Surgery (2023-present)	David Morris, PT, Ph.D.; Physical Therapy (2024-present)	
	Farah Lubin, Ph.D.; Neurobiology (2023-present)	Cora Beth Lewis, M.D., M.S.P.H.; Epidemiology (2024-present)	

UNIVERSITY PROFESSORS

Karlene K. Ball, Ph.D.; Developmental Psychology (2009-present)	Sergey B. Mirov, Ph.D.; Physics (2010-present)	Linda Moneyham, Ph.D.; Nursing (2022-present)	Mirjam-Colette Kempf, Ph.D., MPH; Nursing (2024-present)
Eta S. Berner, Ed.D.; Health Services Administration (2020-present)	Sylvie Mrug, Ph.D.; Psychology (2021-present)	Jeffrey T. Walker, Ph.D.; Criminal Justice (2022-present)	Verna M. Keith, Ph.D.; Sociology (2024-present)
Frederick W. Conner, Ph.D.; Humanities (1976-emeritus, 1978)	Henry Panion, Ph.D.; Music (2000-present)	Timothy W. Garvery, M.D.; Nutrition Sciences (2022-present)	Marie Bakitas, DNSc, CRNP; Nursing (2024-present)
Jay Goldman, D.Sc.; Engineering (2013-emeritus)	James Rachels, Ph.D.; Philosophy (1983-2003)	Michael Niederweis, Ph.D.; Microbiology (2024-present)	Barbar Gower, Ph.D., Nutrition Sciences (2025-present)
Kent T. Keyser, Ph.D.; Optometry (2013-present)	Craig T. Ramey, Ph.D.; Psychology (1997-2002)	David Vance, Ph.D., MGS, MS; Nursing (2024-present)	Suzanne Judd, Ph.D.; Biostatistics (2025-present)
Jennifer L. Kilgo, Ed.D.; Early Childhood Special Education (2013-present)	Edward Taub, Ph.D.; Psychology (2000-present)	Peter S. Hendricks, Ph.D.; Health Behavior (2023-present)	Desiree E. Morgan, M.D.; Radiology (2025-present)
Jack E. Lemons, Ph.D.; Prosthodontics (2015-emeritus, 2009)	David C. Schwebel, Ph.D.; Psychology (2016-present)	Mark N. Hadley, M.D.; Neurosurgery (2023-present)	Peter Giner, Ph.D.; Health Policy and Organization (2025-present)
James B. McClintock, Ph.D.; Polar and Marine Biology (2003-present)	Eta S. Berner, Ed.D.; Health Services Administration (2020-present)	David Vance, Ph.D.; Nursing (2024-present)	
Dalton E. McFarland, Ph.D.; Management (1972-emeritus, 1983)	Sylvie Mrug, Ph.D.; Psychology (2021-present)	Michael Neiderweis, Ph.D., MGS, M.S.; Microbiology (2024-present)	
	Molly Wasko, Ph.D.; Management, Infor. Systems & Quantitative (2021-present)		

UNIVERSITY SCHOLARS

William F. Bridgers, M.D.; Public Health (1991-1992)
W. Jack Duncan, Ph.D.; Management (2007-emeritus, 1987-2008)
Virginia V. Hamilton, Ph.D.; History (1981-emerita, 1987)
David E. Harrell, Ph.D.; History (1976-1981; 1985-1990)
Jimmy W. Mays, Ph.D.; Chemistry (2001)
David L. Sparks, Ph.D.; Psychology (1976-1981)
James F. Tent, Ph.D.; History (1990-emeritus, 2010)
Yogesh K. Vohra, Ph.D.; Physics (2001-present)

UAB FACULTY AWARDS AND HONORS

NATIONAL RECOGNITIONS

FULBRIGHT SCHOLARS

1965-1967	Abdullah A. Khatri Psychology	1995-1996	Voytek Zubek Political Science
1977-1978	Blaine A. Brownell American and Urban Studies	1995-1997	Mary Umlauf Nursing
	Henry N. McCarl Economics	1996-1997	Tee Hiett Health Services Administration
1981-1982	Ruth B. LaMonte Education	1997-1998	Robert A. McLean Health Administration
	J. Walter Mason Environmental Health	1999-2000	Paul Pedersen Education
1982-1983	Daniel R. Lesnick History	2002-2003	Jack E. Davis History
	Eul Soo Pang History	2003-2004	Lynda Harrison Nursing
1983-1984	Thomas L. St. Pierre Chemistry	2004-2005	John Van Sant History
1985-1986	Kathleen S. Logan Anthropology		Mohammad A. Khaled Nutrition Sciences
	James F. Mersmann English	2006-2007	Douglas C. Heimburger Nutrition Sciences
	Bruce P. Wheatley Anthropology	2007-2008	Akhlaque Haque Public Administration
1986-1987	W. Jack Duncan Management	2011-2012	David Schwebel Psychology (Specialist Award)
	John D. Jones Student Affairs		Chandrika Piyathilake Medical Sciences
	Charles W. Nance Anthropology		Maja Altarac Public Health
	Larry G. Wharton English	2013-2014	Peter Anderson Pathology (Specialist Award)
1987-1988	Ralph A. Johnson Center for Labor Education & Research	2014-2015	Stephanie Yates Finance (Specialist Award)
	Mohammed A. Khaled Nutrition Sciences	2017-2018	Suzanne Judd Public Health
1989-1990	Thomas L. Powers Marketing	2018-2019	Quamarul Hassan Dentistry
	Frederick P. Smith Criminal Justice		Chandrika Piyathilake Medical Sciences
1990-1991	Richard M. Gargiulo Special Education	2020-2021	Susan Spezzini Education
1991-1992	Jane M. Christian Anthropology	2021-2022	Cathleen Cummings Art History
	Stephen O. Glosecki English		Sandra Cutts Engineering
1992-1993	Bruce Freeman Anesthesiology		Colleen Fisher Social Work
1993-1994	Beverly Hawk Political Science	2024-2025	Mary Ann Bodine Al-Sharif Education
	Virginia D. Gauld Student Affairs		Joseph Wood English
1994-1995	Roger T. Lewis Mathematics		John Maddox World Languages and Literatures, Spanish

SOURCE: Minutes, the Board of Trustees of the University of Alabama; campus records

UAB FACULTY AWARDS AND HONORS

DISTINGUISHED FACULTY LECTURERS

1964	Dr. Tinsley R. Harrison, Professor of Medicine	1995	Dr. Albert F. LoBuglio, Director, UAB Cancer Center
1965	Dr. Champ Lyons, Professor and Chairman, Department of Medicine	1996	Dr. Gail H. Cassell, Professor and Chair, Dept. of Microbiology
1966	Dr. Joseph F. Volker, Vice President for Health Affairs	1997	Dr. Suzanne Oparil, Professor of Medicine
1967	Dr. Thomas E. Hunt, Professor of Anatomy	1998	Dr. Richard J. Whitley, Professor of Pediatrics, Microbiology, and Medicine
1968	Dr. Samuel B. Barker, Director of Graduate Studies	1999	Dr. Albert D. Pacifico, John W. Kirklin Professor of Cardiovascular Surgery
1969	Dr. Howard L. Holley, Professor of Medicine	2000	Dr. Larry J. DeLucas, Director, UAB Center for Biophysical Sciences and Engineering
1970	Dr. Sidney B. Finn, Professor of Dentistry	2001	Dr. Robert L. Goldenberg, Charles E. Flowers Professor of Obstetrics and Gynecology
1971	Dr. Walter B. Frommeyer, Distinguished Professor, University of Alabama	2002	Dr. Eric Hunter, Director, Center for AIDS Research
1972	Dr. Charles A. McCallum, Dean, School of Dentistry	2003	Dr. J. Russell Lindsey, Professor Emeritus of Genomics and Pathobiology
1973	Dr. J. Garber Galbraith, Professor of Surgery	2004	Dr. William J. Koopman, Professor and Chairman, Department of Medicine
1974	Dr. Elizabeth C. Crosby, Professor Emerita of Anatomy	2005	Dr. Jay M. McDonald, Professor and Chairman, Department of Pathology
1975	Dr. John W. Kirklin, Fay Fletcher Kerner Professor and Chairman, Department of Surgery	2006	Dr. Jack Lemons, Professor, Department of Prosthodontics
1976	Dr. S. Richardson Hill Jr., Vice President for Health Affairs	2007	Dr. Dale J. Benos, Professor, Dept. of Physiology & Biophysics
1977	Dr. Thomas N. James, Mary Gertrude Waters Professor of Cardiology and Chairman, Department of Medicine	2008	Dr. Robert P. Kimberly, Professor, Department of Medicine
1978	Dr. Marie L. O'Koren, Dean, School of Nursing	2009	Dr. Suzanne Michalek, Professor, Department of Microbiology
1979	Dr. J. Claude Bennett, Professor and Chairman, Department of Microbiology	2010	Dr. Edward E. Partridge, Professor, School of Medicine
1980	Dr. John R. Durant, Director, Comprehensive Cancer Center	2011	Dr. David B. Allison, Professor, School of Public Health
1981	Dr. James A. Pittman Jr., Dean, School of Medicine	2012	Dr. Stephen Barnes, Professor, Pharmacology and Toxicology
1982	Dr. Max D. Cooper, Professor of Pediatrics	2013	Dr. John F. Kearney, Professor, Department of Microbiology
1983	Drs. Wayne and Sara Finley, Director and Co-Director, Laboratory of Medical Genetics	2014	Dr. Kirby I. Bland, Fay Fletcher Kerner Professor and Chair, Department of Surgery
1984	Dr. Harriet P. Dustan, Director, Cardiovascular Research and Training Center	2015	Dr. Sergio Stagno, Distinguished Professor and Chair Emeritus of Pediatrics
1985	Dr. Leonard H. Robinson, Dean, School of Dentistry	2016	Dr. Karen Meneses, Professor and Associate Dean for Research and Scholarship, School of Nursing
1986	Dr. C. E. Butterworth, Professor and Chairman, Department of Nutrition Sciences	2017	Dr. Victor Darley-Usmar, Endowed Professor of Mitochondrial Medicine and Pathology
1987	Dr. Dan W. Urry, Director, Laboratory of Molecular Biophysics	2018	Dr. Mona Fouad, Senior Associate Dean, Diversity and Inclusion, School of Medicine
1988	Dr. Basil I. Hirschowitz, Professor of Medicine	2019	Dr. Gregg H. Gilbert, Distinguished Professor and Chair, Dept. of Clinical and Community Sciences School of Dentistry
1989	Dr. Harold M. Fullmer, Professor Emeritus of Pathology	2020	Dr. Robert Centor, Professor Emeritus, Dept. of Medicine
1990	Dr. Juan M. Navia, Dean, School of Public Health	2024	Dr. Alan T.N. Tita, Senior Assoc. Dean for Global and Women's Health and Professor, Dept of Obstetrics and Gynecology Mary Heersink Chair for Global Health, Marnix E. Heersink School of Medicine
1991	Dr. Lionel M. Barger Jr., Professor Emeritus of Pediatric Cardiology	2025	Dr. Frances Lund, Director of Heersink School of Medicine Immunology Institute Endowed Chair in Immunology
1992	Dr. Jiri F. Mestecky, Professor of Microbiology		
1993	Dr. Charles E. Bugg, Director, Center for Macromolecular Crystallography		
1994	Dr. Arnold G. Diethelm, Fay Fletcher Kerner Professor and Chair, Department of Surgery		

Academic or administrative appointment shown for each lecturer is the primary appointment held at the time of selection as Distinguished Faculty Lecturer.

SOURCE: UAB Public Relations and Marketing

UAB FACULTY AWARDS AND HONORS

ELLEN GREGG INGALLS/NATIONAL ALUMNI SOCIETY

AWARD FOR EXCELLENCE IN CLASSROOM TEACHING AT UAB

1967-1970	Dr. Hubert H. Harper, Associate Professor of English and Classical Languages	1998-1999	Dr. Anne M. Cusic, Instructor in Biology
1970-1971	Ms. Charlotte Gafford, Instructor in English	1999-2000	Dr. Jerry T. Aldridge, Professor of Education
1971-1972	Dr. Hubert H. Harper, Associate Professor of English and Classical Languages	2000-2001	Dr. Joe K. Gerald, Assistant Professor in Surgical Physician Assistant Program
1972-1973	Mr. James Dupuy, Instructor in Mathematics	2001-2002	Dr. Maryann M. Manning, Professor of Education
1973-1974	Dr. Robert L. Penny, Assistant Professor of English	2002-2003	Dr. J. Barry Andrews, Professor and Chair of Materials Science and Engineering
1974-1975	Dr. Glenda Elliott, Assistant Professor of Education	2003-2004	Mr. Ollie S. Powers III, Associate Professor of Accounting
1975-1976	Dr. John S. Coley, Professor of English	2004-2005	Dr. Ellen Buckner, Associate Professor of Nursing
1976-1977	Dr. Roberta A. Long, Associate Professor of Education	2005-2006	Dr. Sandra Jean O'Neal, Professor and Chair of Prosthodontics
1977-1978	Dr. Maryann M. Manning, Assoc. Prof. of Education	2006-2007	Dr. Rosalia N. Scripa, Professor of Engineering
1978-1979	Dr. Gary L. Manning, Associate Professor of Education	2007-2008	Dr. Ferris J. Ritchey, Professor of Sociology
1979-1980	Dr. Carl E. McFarland Jr., Asst. Prof. of Psychology	2008-2009	Dr. Peter V. Anderson, Professor of Pathology
1980-1981	Mr. James H. Hawk, Lecturer in Physics	2009-2010	Dr. Charles L. Watkins, Professor of Chemistry
1981-1982	Dr. Loudell Ellis-Robinson, Professor of Accounting	2010-2011	Dr. Robin D. Foley, Associate Professor of Materials Science and Engineering
1982-1983	Ms. Lillian Naumann, Instructor in Biology	2011-2012	Dr. Alan Eberhardt, Professor of Engineering
1983-1984	Dr. David A. Conner, Professor and Chair of Electrical Engineering	2012-2013	Dr. Gregg M. Janowski, Professor of Engineering
1984-1985	Dr. Lee R. Summerlin II, Professor of Chemistry	2013-2014	Dr. Pauline Jolly, Professor, School of Public Health
1985-1986	Dr. James F. Mersmann, Associate Professor of English	2015-2016	Dr. Joseph G. Van Matre, Professor, Collat School of Business
1986-1987	Mr. Ollie S. Powers III, Assistant Professor of Accounting	2016-2017	Dr. Robert M. Centor, Professor and Regional Dean, Huntsville
1987-1988	Dr. Ada W. Long, Associate Professor of English	2017-2018	Dr. Michael E. Sloane, Assistant Professor of Psychology
1988-1989	Dr. J. Barry Andrews, Professor of Materials Science and Engineering	2018-2019	Dr. Gustavo (Tavo) R. Heudebert, Division of General Internal Medicine
1989-1990	Dr. Michael R. Bowers, Assistant Professor of Marketing	2019-2020	Dr. Jennifer L. Kilgo, Dept. of Curriculum Instruction
1990-1991	Dr. Stephen O. Glosecki, Associate Professor of English	2020-2021	Dr. Robin Lester, Department of Neurobiology
1991-1992	Dr. Thomas P. Edmonds, Professor of Accounting	2021-2022	Dr. Jacqueline Nikles, Chemistry Professor, College of Arts and Sciences
1992-1993	Dr. Fouad H. Fouad, Associate Professor of Civil Engineering	2022-2023	Dr. Tino Unlap, Department of Clinical and Diagnostic Sciences
1993-1994	Dr. Gregory E. Pence, Professor of Philosophy	2024-2025	Dr. Lisa Willet, Professor and Executive Vice-Chair, Department of Medicine Heersink School of Medicine
1994-1995	Ms. Virginia S. Volker, Instructor in Biology		
1995-1996	Ms. Judy Taylor, Assistant Professor in Nursing		
1996-1997	Dr. Colin J. Davis, Associate Professor of History		
1997-1998	Dr. Carl E. McFarland Jr., Professor and Chair of Psychology		

Date shown is the academic year covered by the award. Academic appointment shown for each award winner is the primary appointment held at the time of the award.

SOURCE: UAB Marketing & Communications

UAB FACULTY AWARDS AND HONORS

CAROLYN P. AND CHARLES W. IRELAND PRIZE FOR SCHOLARLY DISTINCTION

1991	Dr. Joan Lorden Psychology
1992	Dr. James Rachels Philosophy
1993	Dr. James McClintock Biology
1994	Dr. James Tent History
1995	Dr. Roger Lewis Mathematics
1996	Dr. Henry Panion Music
1997	Dr. Edward Taub Psychology
1998	Dr. Harold Kincaid Philosophy
1999	Dr. Dennis R. Covington English
2000	Dr. Craig T. Ramey Civitan International Research Center
2001	Dr. Jimmy W. Mays Chemistry
2002	Dr. William C. Carter Foreign Languages and Literature
2003	Dr. Yogesh K. Vohra Physics
2004	Dr. William C. Cockerham Sociology
2005	Dr. Raymond A. Mohl History
2006	Dr. Wayne J. Brouillette Chemistry
2007	Dr. Stephen A. Watts Biology
2008	Dr. Karlene K. Ball Psychology
2009	Dr. Sergey B. Mirov Physics
2010	Dr. Colin J. Davis History and Anthropology
2011	Dr. Rebecca Ann Bach English
2012	Dr. Yakov Kasman Music
2013	Dr. David C. Schwebel Psychology
2014	Dr. Kieran Quinlan English
2015	Dr. Trygve Tollefsbol Biology
2016	Dr. Charles Amsler Biology
2017	Dr. Heith Copes Criminal Justice
2018	Dr. Heather McPherson Art and Art History
2019	Dr. Gregory E. Pence College of Arts and Science
2020	Dr. Steven N. Austad Biology
2021	Dr. Sylvie Mrug Psychology
2022	Dr. Eugenia Kharlampieva Chemistry
2023	Dr. Sarah Parcak Anthropology
2024	Dr. Kevin McCain Philosophy

ODESSA WOOLFOLK COMMUNITY SERVICE AWARD

1998	Dr. Linda W. Goodson
1999	Dr. Susan K. Key
2000	Dr. Ada W. Long
2001	Dr. Michael S. Saag
2002	Dr. Stephen L. Hajduk
2003	Dr. Mark E. LaGory
2004	Dr. Mona Fouad
2005	Dr. Ken R. Marion
2006	Dr. Edward E. Partridge
2007	Dr. Isabel Scarinci
2008	Dr. John Thornton
2009	Dr. Brian Geiger
2010	Dr. Max Michael III
2011	Dr. Tamilane Blaudeau
2012	Dr. Stephen Yoder
2013	Dr. Lawrence J. DeLucas
2014	Dr. Cynthia Ryan
2015	Dr. James B. McClintock
2016	Dr. Alison Chapman
2017	Dr. Michele Kong
2018	Dr. Cynthia Selleck
2019	Dr. Monica L. Baskin
2020	Dr. Shauntice Allen
2021	Dr. Janene Sims
2022	Dr. Carmen Capó-Lugo
2023	Dr. Shahid Mukhtar
2024	Dr. Cora Causey

SOURCE: UAB Office of the Vice Provost for Student and Faculty Success

2024-2025 FACTS & FIGURES

FINANCIAL AND PHYSICAL RESOURCES



SELECTED UAB FINANCIAL HIGHLIGHTS

FY 2021–2022 THROUGH FY 2023–2024

	FY 2021–2022	FY 2022–2023	FY 2023–2024
Tuition and Fees (gross)	\$334,484,698	\$346,837,471	\$346,352,859
State Appropriations ¹	\$332,448,930	\$369,169,834	\$375,199,643
Gifts, Grants & Contracts ²	\$671,454,292	\$791,967,662	\$735,016,616
Hospital Sales & Services	\$2,835,753,758	\$3,376,060,314	\$3,745,920,170
Total Revenues	\$4,581,207,864	\$6,229,403,106	\$6,860,988,676
Total Assets	\$6,395,321,605	\$6,967,669,110	\$7,758,219,948
Instructional Expenditures	\$288,100,234	\$336,429,778	\$344,891,056
Hospital Expenditures ³	\$2,608,418,893	\$3,084,146,458	\$3,341,197,816
Auxiliary Expenditures	\$783,785,363	\$856,228,818	\$914,855,885

NOTE:

Financial data are based on the published financial statement for that year and do not necessarily reflect subsequent changes in accounting practices.

The information in this table has been modified from similar tables in earlier editions of *Facts & Figures*. Therefore, direct comparisons with earlier tables may not be appropriate.

¹ Includes state appropriations for educational and general (E&G), hospital, and auxiliary enterprises.

² Includes indirect cost recovery. Excludes endowment and capital gifts.

³ Includes bad debt expense as follows: 2021-22 - \$204,914,523; 2022-23 - \$253,823,386; 2023-24 \$218,986,243

SOURCE: Published UAB Financial Statements and the Office of the Associate Vice President for Financial Affairs

UAB FINANCIAL PROFILE

FY 2023-24 ACTUAL

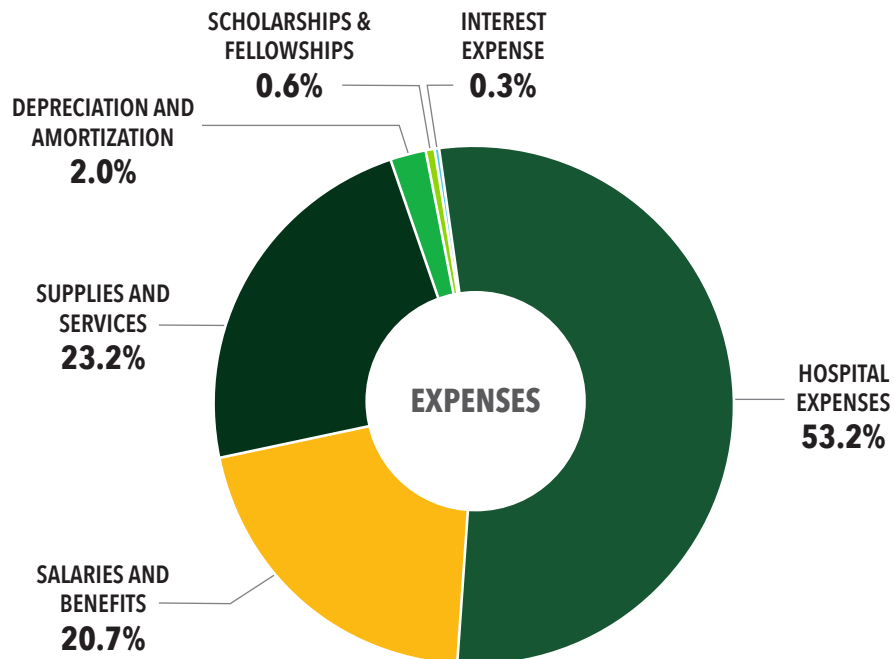
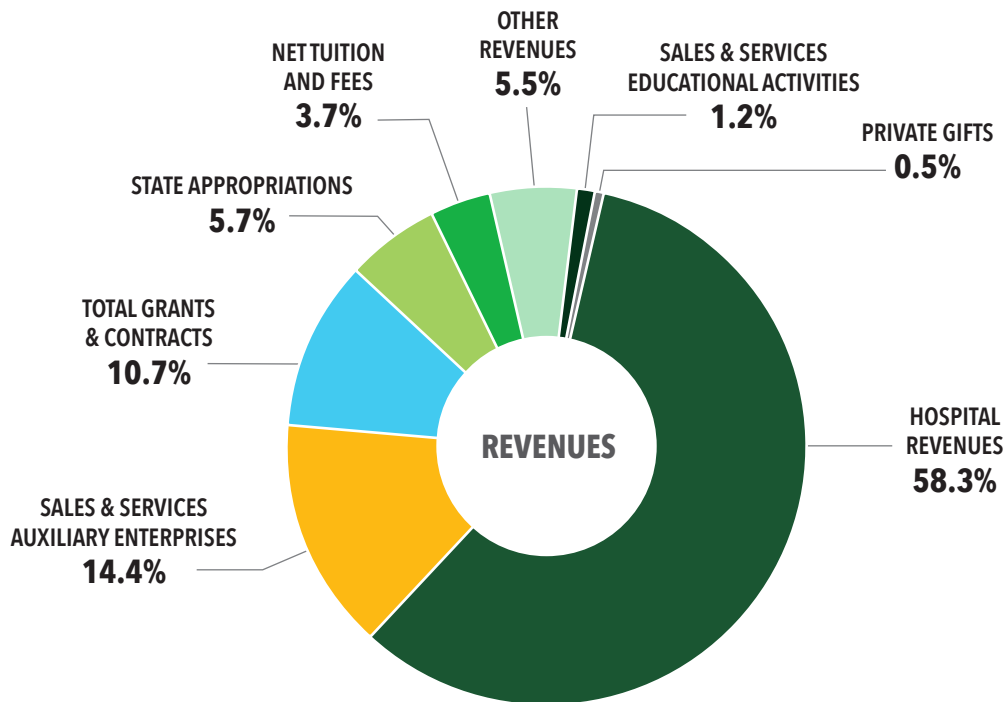
	FY 2024
Operating Revenues	
Tuition and fees	\$ 346,352,859
Less: scholarship allowance	(100,899,463)
Tuition and fees, net	245,453,396
Grants and contracts:	
Federal	534,363,989
State	16,712,845
Local	508,921
Private	106,114,564
Sales and services:	
Educational activities	75,850,347
Hospital, net of bad debt expense of \$218.9 million	3,526,933,927
Other auxiliary enterprises, net of scholarship allowance of \$3.6 million	939,959,523
Other operating revenues	32,656,562
TOTAL OPERATING REVENUES	\$ 5,478,554,074
Operating Expenses	
Salaries, wages and benefits	\$ 2,445,548,231
Supplies and services	3,153,499,006
Depreciation and amortization	231,174,105
Scholarships and fellowships	36,092,687
TOTAL OPERATING EXPENSES	\$ 5,866,314,029
OPERATING LOSS	\$ (387,759,955)
Nonoperating Revenues (Expenses)	
Gains and losses	
Economic Relief	\$ -
State educational appropriations	375,199,643
Grants and Contracts	40,893,699
Gifts	36,422,598
Investment income (loss)	602,041,568
Interest expense	(40,780,159)
Loss on asset disposition, net	(1,236,144)
Net other nonoperating (expense) revenue	5,673,958
NET NONOPERATING REVENUES	\$ 1,018,215,163
Income (Loss) before other revenues, expenses, gains, losses, and transfers	\$ 630,455,208
Other Changes in Net Assets	
Capital and endowment activities	
State capital funds	\$ 5,211,738
State capital appropriations	-
Capital gifts and grants	18,114,353
Endowment gifts	30,430,045
Intergovernmental transfers	43,150,000
Net other changes in net assets	\$ 96,906,136
INCREASE IN NET ASSETS	\$ 727,361,344

NOTE: Includes the balances and activities of UAB's blended component units. Please reference the notes to the financial statements for other important information.

SOURCE: UAB Financial Affairs

UAB FINANCIAL PROFILE

FY 2023–2024 ACTUAL



NOTE:

Hospital revenues include sales and services revenue, other operating revenues, and investment income. Other revenues include non-hospital other operating and non-operating revenues and investment income (loss). Revenues and expenses include the activities of UAB's Hospital and blended component units [Alabama Care Plan (ACP), Triton Health Systems LLC, UAB Hospital Management LLC, and UAB Research Foundation]. Capital and Endowment activities are not included in the above analysis.

SOURCE: Published UAB Financial Statements and the Office of the Associate Vice President for Financial Affairs

UAB STATE FUNDING

FROM THE EDUCATION TRUST FUND

AS ENACTED FY 1967–1968 TO FY 2023–2024

FISCAL YEAR	UAB REQUESTED	ACHE RECOMMENDATION	GOVERNOR'S RECOMMENDATION	ORIGINAL APPROPRIATION ¹
2023-24	\$384,981,363	\$394,455,860	\$374,266,862	\$374,613,710
2022-23	\$383,471,202	\$377,968,331	\$352,196,117	\$353,183,699
2021-22	\$333,981,982	\$320,345,165	\$328,382,234	\$329,382,234 ¹⁴
2020-21	\$327,504,103	\$317,686,136	\$318,810,579	\$309,414,756 ¹⁴
2019-20	\$326,828,620	\$297,102,226	\$297,241,410	\$301,195,963 ¹⁴
2018-19	\$326,527,605	\$279,598,933	\$281,977,577	\$281,745,624 ¹⁴
2017-18	\$367,298,315	\$270,569,461	\$274,588,946	\$272,081,756 ¹⁴
2016-17	\$365,746,842	\$266,280,464	\$271,452,565	\$272,081,756 ¹⁴
2015-16	\$364,340,077	\$264,409,568	\$273,614,369	\$267,329,095 ¹⁴
2014-15	\$364,340,077	\$260,804,527	\$266,850,319	\$264,706,549 ¹⁴
2013-14	\$365,285,853	\$266,401,351	\$263,327,361	\$262,936,603 ¹⁴
2012-13	\$365,285,853	\$275,329,767	\$258,025,709	\$258,386,290 ¹⁴
2011-12	\$358,941,736	\$288,042,665	\$267,016,678	\$268,566,258 ¹⁴
2010-11	\$358,811,486	\$286,048,142	\$266,509,376	\$261,894,483 ¹⁴
2009-10	\$362,923,548	\$359,594,984	\$282,032,631	\$282,968,361 ^{14,15}
2008-09	\$407,056,000	\$365,055,735	\$314,478,004	\$320,111,373 ^{14,15}
2007-08	\$370,836,760	\$359,524,170	\$351,310,338	\$353,961,485 ¹⁴
2006-07	\$298,725,538	\$287,673,961	\$306,972,657	\$310,661,485
2005-06	\$259,860,966	\$254,242,544	\$254,242,543	\$260,174,828
2004-05	\$245,917,325	\$238,250,286	\$222,868,737	\$225,966,057 ^{12,13}
2003-04	\$250,965,529	\$227,114,415	\$219,688,766	\$219,773,186 ¹²
2002-03	\$245,322,089	\$227,260,481	\$219,019,853	\$218,230,895 ¹²
2001-02 ¹¹	\$256,627,315	\$231,907,993	\$205,919,985	\$213,335,122 ¹²
2000-01 ¹¹	\$228,226,882	\$224,484,654	\$219,532,486	\$219,912,486 ¹²
1999-00 ¹¹	\$220,240,493	\$212,400,799	\$203,248,005	\$207,478,983
1998-99 ¹¹	\$217,954,281	\$198,359,499	\$191,112,548	\$192,564,684
1997-98	\$197,376,459	\$195,086,299	\$182,987,673	\$183,984,625
1996-97 ¹⁰	\$216,099,194	\$191,571,618	\$159,292,757	\$182,755,980
1995-96 ⁸	\$196,784,010	\$179,743,681	\$145,338,599	\$182,655,980
1994-95	\$174,086,656	\$170,217,281	\$163,068,408	\$165,184,208 ^{7,9}
1993-94	\$174,374,421	\$156,690,187	- ²	\$146,291,307 ⁷
1992-93 ⁶	\$173,166,984	\$144,241,231	- ²	\$136,230,017 ⁷

¹ Appropriations are shown as originally enacted. Budgets have been prorated as follows: 1978-79 - 2.9811%; 1979-80 - 6.1406%; 1980-81 - 3.568%; 1985-86 - 4.1233%; 1990-91 - 6.5%; 1991-92 - 3%; 2000-01 - 6.2%; 2008-09 - 11.0%; 2009-10 - 9.5%; 2010-11 - 3.0%. In FY 1992-93, UAB received supplemental appropriations totaling \$4,351,070. In FY 2001-02, the appropriation was adjusted to \$212,869,757.

² The Governor's Recommendation contained one amount for the University of Alabama System.

³ The Alabama Commission on Higher Education made its first recommendation in the 1973-75 biennium.

⁴ Beginning in FY 1988-89, figures include funding for Special Mental Health. Prior to FY 1988-89, funding for Special Mental Health was allocated separately. Since ACHE does not make a recommendation for Special Mental Health funding, the prior year's appropriation is substituted as the recommendation.

⁵ Original Appropriation amount includes FICA. FICA was not included in UAB's request or ACHE's recommendation.

⁶ FICA is included in all figures from FY 1992-93 forward.

⁷ In FY 1993-94, UAB also received \$100,000 for minority business recruitment and \$300,000 for the Bevill Center for Biotechnology. In FY 1994-95 and FY 1995-96, UAB received \$350,000 for the Bevill Center.

⁸ From FY 1995-96 to FY 1998-99, data include UAB Walker College where appropriate.

⁹ Original appropriation includes teachers retirement of \$29,763,321 which was directly appropriated to UAB.

¹⁰ Beginning in FY 1996-97, figures include funding for teachers retirement. Since ACHE did not make a recommendation for teachers' retirement funding in FY 1996-97, the prior year's appropriation is substituted as the recommendation.

¹¹ In FY 1998-99 and FY 1999-00, UAB also received \$348,735 to fund a teacher in-service center in the School of Education. In FY 2000, the amount was increased to \$351,606. Beginning in FY 2002, teacher in-service centers were funded through the State Department of Education.

¹² UAB also received funding for line items for the Cystic Fibrosis Center (\$200,000) and the Holmes Brain Tumor Research Center (\$200,000) in FY 2000-01. In FY 2001-02 and FY 2002-03, funding for both lines were reduced to \$178,220, and UAB received \$84,420 for the emergency medicine residency program. In FY 2003-04, the lines were cut to \$44,555 and emergency medicine received \$21,105. In FY 2004-05, all funding for these special lines (Cystic Fibrosis Center, Holmes Brain Tumor Research Center, and the Emergency Medicine Residency Program) was cut.

¹³ UAB also received funding distributed through ACHE for Knight v AL Minority Faculty Recruitment and Retention in the amount of \$539,525.

¹⁴ The Original Appropriation amount includes a special line of funding for the UAB Cancer Center in the amount of \$5 million for 2007-08 and 2008-09; \$4,516,609 for 2009-10; \$4,177,863 for 2010-11; and \$5,052,527 2011-12 forward.

¹⁵ Excludes funding distributions for the state fiscal stabilization funds allocated to Alabama by the American Recovery and Reinvestment Act.

SOURCE: UAB Financial Affairs; Alabama Commission on Higher Education Consolidated Budget Recommendations

UAB STATE FUNDING

FROM THE EDUCATION TRUST FUND

AS ENACTED FY 1967–1968 TO FY 2023–2024

FISCAL YEAR	UAB REQUESTED	ACHE RECOMMENDATION	GOVERNOR'S RECOMMENDATION	ORIGINAL APPROPRIATION ¹
1991-92 ⁵	\$157,091,034	\$137,635,377	- ²	\$140,081,381
1990-91	\$148,171,566	\$136,489,897	- ²	\$128,399,290
1989-90	\$136,927,929	\$126,808,097	- ²	\$115,759,036
1988-89 ⁴	\$127,513,440	\$113,630,997	- ²	\$117,179,843
1987-88	\$122,426,275	\$102,672,967	\$97,632,142	\$98,635,173
1986-87	\$139,973,045	\$114,677,669	\$96,662,640	\$97,162,640
1985-86	\$119,191,528	\$106,927,000	\$105,138,359	\$107,388,359
1984-85	\$101,242,132	\$93,758,000	\$86,625,930	\$87,275,930
1983-84	\$99,579,000	\$93,071,000	\$70,272,751	\$70,701,053
1982-83	\$108,721,564	\$87,329,341	\$69,952,098	\$69,676,355
1981-82	\$104,673,576	\$83,704,000	\$62,172,442	\$63,975,600
1980-81	\$97,723,505	\$84,563,800	\$67,950,000	\$68,350,000
1979-80	\$98,497,422	\$75,784,800	\$59,970,512	\$60,170,512
1978-79	\$79,541,318	\$62,707,368	\$61,159,512	\$59,970,512
1977-78	\$60,757,369	\$52,747,352	\$50,946,789	\$47,707,789
1976-77	\$59,314,197	\$41,144,509	\$34,093,400	\$37,057,200
1975-76	\$36,357,498	\$30,636,318	\$34,093,400	\$38,443,400
1974-75	\$28,249,988	\$25,702,448	\$23,839,507	\$25,101,220
1973-74	\$25,336,139	\$23,399,914	\$21,742,525	\$20,403,000
1972-73	\$27,432,974	- ³	\$13,035,704	\$14,673,988
1971-72	\$22,330,398	-	\$13,035,704	\$12,583,000
1970-71	\$26,371,000	-	\$10,327,647	\$8,958,000
1969-70	\$19,565,000	-	\$9,567,217	\$8,095,000
1968-69	\$9,863,016	-	\$5,514,236	\$7,192,342
1967-68	\$8,940,424	-	\$5,514,236	\$5,720,000

¹ Appropriations are shown as originally enacted. Budgets have been prorated as follows: 1978-79 - 2.9811%; 1979-80 - 6.1406%; 1980-81 - 3.568%; 1985-86 - 4.1233%; 1990-91 - 6.5%; 1991-92 - 3%; 2000-01 - 6.2%; 2008-09 - 11.0%; 2009-10 - 9.5%; 2010-11 - 3.0%. In FY 1992-93, UAB received supplemental appropriations totaling \$4,351,070. In FY 2001-02, the appropriation was adjusted to \$212,869,757.

² The Governor's Recommendation contained one amount for the University of Alabama System.

³ The Alabama Commission on Higher Education made its first recommendation in the 1973-75 biennium.

⁴ Beginning in FY 1988-89, figures include funding for Special Mental Health. Prior to FY 1988-89, funding for Special Mental Health was allocated separately. Since ACHE does not make a recommendation for Special Mental Health funding, the prior year's appropriation is substituted as the recommendation.

⁵ Original Appropriation amount includes FICA. FICA was not included in UAB's request or ACHE's recommendation.

⁶ FICA is included in all figures from FY 1992-93 forward.

⁷ In FY 1993-94, UAB also received \$100,000 for minority business recruitment and \$300,000 for the Bevill Center for Biotechnology. In FY 1994-95 and FY 1995-96, UAB received \$350,000 for the Bevill Center.

⁸ From FY 1995-96 to FY 1998-99, data include UAB Walker College where appropriate.

⁹ Original appropriation includes teachers retirement of \$29,763,321 which was directly appropriated to UAB.

¹⁰ Beginning in FY 1996-97, figures include funding for teachers retirement. Since ACHE did not make a recommendation for teachers' retirement funding in FY 1996-97, the prior year's appropriation is substituted as the recommendation.

¹¹ In FY 1998-99 and FY 1999-00, UAB also received \$348,735 to fund a teacher in-service center in the School of Education. In FY 2000, the amount was increased to \$351,606. Beginning in FY 2002, teacher in-service centers were funded through the State Department of Education.

¹² UAB also received funding for line items for the Cystic Fibrosis Center (\$200,000) and the Holmes Brain Tumor Research Center (\$200,000) in FY 2000-01. In FY 2001-02 and FY 2002-03, funding for both lines were reduced to \$178,220, and UAB received \$84,420 for the emergency medicine residency program. In FY 2003-04, the lines were cut to \$44,555 and emergency medicine received \$21,105. In FY 2004-05, all funding for these special lines (Cystic Fibrosis Center, Holmes Brain Tumor Research Center, and the Emergency Medicine Residency Program) was cut.

¹³ UAB also received funding distributed through ACHE for Knight v AL Minority Faculty Recruitment and Retention in the amount of \$539,525.

¹⁴ The Original Appropriation amount includes a special line of funding for the UAB Cancer Center in the amount of \$5 million for 2007-08 and 2008-09; \$4,516,609 for 2009-10; \$4,177,863 for 2010-11; and \$5,052,527 2011-12 forward.

¹⁵ Excludes funding distributions for the state fiscal stabilization funds allocated to Alabama by the American Recovery and Reinvestment Act.

SOURCE: UAB Financial Affairs; Alabama Commission on Higher Education Consolidated Budget Recommendations

UAB SPONSORED PROJECT EXPENDITURES

FY 2019-2020 THROUGH FY 2023-2024

	FY 2019-2020	FY 2020-2021	FY 2021-2022	FY 2022-2023	FY 2023-2024
Arts and Sciences	\$17,144,469	\$18,827,423	\$24,714,077	\$27,348,854	\$39,074,897
Business	\$98,865	\$194,083	\$ 42,600	\$ 81,818	\$476,829
Dentistry	\$5,971,726	\$ 5,975,500	\$ 5,650,091	\$ 6,302,250	\$7,153,461
Education	\$6,608,607	\$6,405,173	\$ 4,701,168	\$ 5,049,295	\$4,317,592
Engineering	\$11,344,560	\$13,507,106	\$ 11,602,178	\$ 12,252,076	\$12,546,201
Graduate School	-	-	-	-	\$536,395
Health Professions	\$16,125,875	\$17,488,496	\$ 19,582,074	\$ 26,727,983	\$29,749,954
Institutional / Provost	\$6,747,725	\$ 7,180,059	\$ 8,984,562	\$ 8,095,749	\$8,647,326
Joint Health Sciences	\$87,853,165	\$ 93,102,173	\$ 99,887,703	\$ 101,911,011	\$114,637,430
Medicine	\$279,109,014	\$ 297,341,030	\$ 326,075,092	\$ 353,451,306	\$368,184,262
Nursing	\$8,862,083	\$ 8,725,892	\$ 12,182,015	\$ 15,983,426	\$16,193,149
Optometry	\$3,404,788	\$ 4,330,627	\$ 4,019,926	\$ 3,928,226	\$3,491,984
Public Health	\$28,303,055	\$ 36,448,763	\$ 60,345,345	\$ 130,369,404	\$53,983,319
University Libraries	-	-	-	-	-
TOTAL	\$471,573,932	\$509,526,323	\$577,786,829	\$691,501,398	\$658,992,799

NOTE: Includes indirect costs. Negatives represent expenditures from a prior year that were refunded to the sponsored project during the reporting year.

SOURCE: UAB Grants and Contracts Accounting



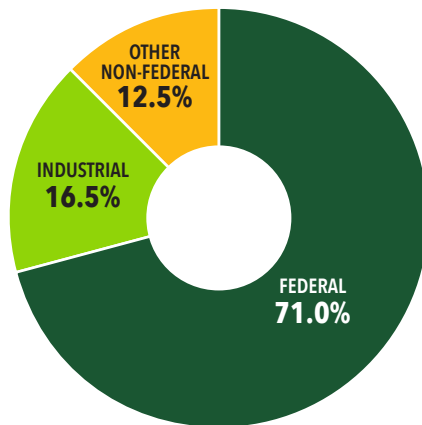
RESEARCH, COMMERCIALIZATION AND ECONOMIC DEVELOPMENT

UAB SUMMARY OF GRANTS AND CONTRACTS AWARDED

FY 2024

	FEDERAL	INDUSTRY	OTHER NON-FEDERAL	TOTAL	PERCENT OF TOTAL
Arts and Sciences	\$26,282,203	\$5,000	\$3,561,842	\$29,849,045	3.80%
Business	\$332,158	-	\$9,681	\$341,839	0.04%
Dentistry	\$6,358,184	\$433,672	\$289,601	\$7,081,457	0.90%
Education	\$2,251,044	\$5,000	\$3,003,354	\$5,259,398	0.67%
Engineering	\$15,753,506	\$1,913,071	\$1,754,022	\$19,420,599	2.47%
Health Professions	\$21,038,777	\$2,653,701	\$2,734,780	\$26,427,258	3.36%
Medicine	\$390,290,623	\$123,622,797	\$72,341,781	\$586,255,201	74.57%
Nursing	\$14,237,018	-	\$1,000,336	\$15,237,354	1.94%
Optometry	\$3,779,090	\$320,467	\$400,743	\$4,500,300	0.57%
Public Health	\$72,686,079	\$401,080	\$7,314,165	\$80,401,324	10.23%
Central Administration	\$5,048,724	-	\$6,362,010	\$11,410,734	1.45%
TOTAL	\$558,057,406	\$129,354,788	\$98,772,315	\$786,184,510	100.00%

TOTAL GRANTS AWARDED

UAB ANNUAL RESEARCH EXPENDITURES¹

NOTE: These data were generated from the IRAP grants and contracts computer system.

¹ Does not include any awards provided by The Coronavirus Aid, Relief, and Economic Security Act or, CARES Act, passed by Congress on March 27th, 2020. This bill allotted \$2.2 trillion to provide fast and direct economic aid to the American people negatively impacted by the COVID-19 pandemic. Of that money, approximately \$14 billion was given to the Office of Postsecondary Education as the Higher Education Emergency Relief Fund, or HEERF. To date, the amount awarded to UAB for HEERF was \$12.1M in FY20 and \$59M in FY21. In addition, UAB SoPH received \$142M in CDC CARES Act funding through the Alabama Department of Public Health in FY21.

Does not include an award from the Health Resources and Services Administration to UAB for the construction of a new biomedical research facility. This award is \$76M for three years (\$25.33M/yr for FY22-FY24).

SOURCE: UAB Office of Research

UAB BUILDING SUMMARY

FALL 2024

CATEGORY	BUILDING NAME	GROSS SQUARE FOOTAGE	CONSTRUCTION COMPLETED OR ACQUIRED
HOSPITAL	176 Facility	616,066	2010
	2020 Building	9,854	1988 ¹
	502 Building	9,030	2005
	516 Building	4,584	2000
	Center for Psychiatric Medicine	161,863	1992
	Center for Psychiatric Medicine Parking	25,695	1992
	Gardendale Freestanding Emergency Dept	26,806	2019
	General Services Building	53,260	1979
	General Services Building 3rd, 4th, and 5th Floor Expansion	77,157	1991
	Hospital Support Building	43,385	2004
	Jefferson Tower	302,006	1940
	Jefferson Tower - South Wing Addition	21,947	1970
	Medical Center Hotel	75,043	2018
	Medical Education Building	49,865	1977
	New Hillman Building	62,415	1928
	North Pavilion (UAB Hospital)	877,155	2004
	North Wing-Jefferson Tower Addition	122,584	1966
	Old Hillman Building	46,080	1902
	Orthopaedic Specialties Building	31,055	2010
	Physician's Office Building	131,403	2010
	Quarterback Tower	92,682	1976
	Russell Ambulatory Wing, University Hospital	93,992	1977
	Spain & McDonald Clinic	8,786	1990 ¹
	Spain Rehabilitation Center	65,016	1963
	Spain Rehabilitation Center - Pizitz Memorial Pool Addition	3,008	1987
	Spain Rehabilitation Center Addition	35,659	1969
	Spain Rehabilitation Center Addition II	50,975	1991
	Spain Tower (South half of Spain/Wallace Building)	126,552	1979
	Spain Tower 8th and 9th Floor Expansion	37,622	1984
	Spain Tower Kidney Transplant Unit Expansion	18,243	1982
	Trash Compactor Facility	2,262	1982
	Trauma Communications Center	1,731	1960 ¹
	UAB Highlands	467,679	2010 ¹
	Wallace Tower (North half of Spain/Wallace Building)	103,418	1979
	Wallace Tower 7th, 8th, and 9th Floor Expansion	29,024	1984
	Wallace Tower 8th Floor Expansion	18,278	2011
	West Pavilion	388,084	1991
	White Building	3,221	1991 ¹
LEASED	10th Street Warehouse	41,956	2016 (R)
	1110 Building	2,143	2020 (R)
	1701 Building	4,372	2005 (R)
	2221 Building	10,245	2021 (R)
	2300 Building	20,962	2012 (R)
	3100 Building	14,157	2021 (R)
	3307 Building	22,271	2021 (R)
	405 Building	1,294	2021 (R)
	410-B Building	25,754	2020 (R)
	450A Building	5,991	2023 (R)
	508 Building	25,781	2009 (N) ¹
	530 Building	23,021	2021 (R)
	916 Building	3,816	2011 (R)
	Avondale Administration Building	189,298	2018 (R)
	Burleson Building	9,623	1988 (R) ¹
	Callahan Eye Foundation Hospital	238,258	1988 (R)
	Children's Hospital Ambulatory Care Center	99,025	1994 (R)
	Children's Hospital Harbor Center	63,619	2003 (R)
	Children's Hospital Tower	71,451	1992 (R)
	Cramer Hall	156	2010 (R)
	Dewberry Building	69,472	2020 (R)
	Health Center South Medical Towers	5,508	2023 (R)
	Health Clinic (Inverness)	6,423	2002 (R)
	Highlands Trail Apartment	1,000	2021 (R)
	Innovation Depot	2,350	2014 (R)
	Jasper Family Services	110	2021 (R)
	Jefferson County Dept of Health - Midfield	1,701	2015 (R)
	Jefferson County Department of Health	1,200	2014 (R)
	John N. Whitaker Building	180,914	2001 (R)
	Kirklin Clinic	577,350	1999 (R)
	Kirklin Clinic Acton Road	27,944	2005 (R)
	Kirklin Clinic Parking Deck	9,337	2001 (R)
	Magnolia Office Park Suite	21,744	2005 (R)
	Medical Towers	155,792	1975 (R)
	Montgomery Regional Medical Campus	5,524	2015 (R)
	Morrow Medical Tower (Montgomery)	12,702	2012 (R)
	Park Place I South	34,902	2010 (R)
	Park Place II North	36,248	2008 (R)
	Paula Building	21,084	2000 (R)
	Railroad Square	20,858	2012 (R)
	Sturbridge Commons Apartment	1,000	2021 (R)
	UAB Medicine Leeds Clinic	17,056	2016 (R)

¹ Acquired; (R) = Externally owned; UAB rents space; (L) = UAB-owned; space leased out; (N) = Name changed

SOURCE: UAB Cost Analysis-Space Analysis

UAB BUILDING SUMMARY

FALL 2024

CATEGORY	BUILDING NAME	GROSS SQUARE FOOTAGE	CONSTRUCTION COMPLETED OR ACQUIRED
LEASED (CONTINUED)	UAB Medicine Outreach Lab - Birmingham	4,763	2015 (R)
	University House	3,100	2017 (R)
	Vaughan Regional Medical Center (Selma)	15,093	2005 (R)
	Wellness, Health and Research Facility	20,503	2018 (N)
	Winfield Office Building	1,500	2021 (R)
PARKING	10th Avenue Parking Deck	146,308	1981 ¹
	12th Street Parking Deck	224,916	2004
	14th Street Parking Deck	433,097	2024
	16th Street Parking Deck	470,425	2006
	19th Street Parking Deck	195,369	1970
	19th Street Parking Deck Expansion	101,220	1991
	5th Avenue Parking Deck	295,166	2000
	6th Avenue Park Deck Addition	186,593	2003
	6th Avenue Parking Deck	406,521	1982
	9th Avenue Parking Deck	215,748	1996
	Administration Building Parking Deck	130,752	1994 ¹
	Blount Hall Parking Deck	61,652	2014
UNIVERSITY	University Boulevard Parking Deck	258,775	1987
	Highland's Parking Deck	177,465	2010 ¹
	1000 Building	4,175	2013
	1113 Building	2,963	2017
	1613 Building	2,268	2020 ¹
	1629 Building	2,881	2020 ¹
	430-A Building	17,919	2013
	430-B Building	19,470	2014
	430-C Building	6,753	2014
	501 Building	67,046	2001 ¹
	526 Building	3,528	1993
	616 Building	9,128	2006 ¹
	801 Financial Services Building	109,483	2016 (N) ¹
	820 Building	7,260	2006 ¹
	822 Building	8,775	2006 ¹
	901 Building	8,764	2020 ¹
	912 Building	25,455	2001
	936 Building	32,363	2012
	Abroms-Engel Institute for the Visual Arts	26,778	2014
	Administration Building	195,120	1993 ¹
	Alumni Building	14,481	2010
	Alys Robinson Stephens Performing Arts Center	115,455	1996
	Alys Robinson Stephens Performing Arts Center Addition	1,932	2004
	Bartow Arena	167,684	1988
	Bartow Arena Office Towers	18,988	1992
	Bell Building	47,339	1955
	Bevill Biomedical Sciences Research Building	223,697	1993
	Birmingham Regional Emerg. Medical Services System (BREMSS)	4,157	1985 ¹
	Blazer Hall II (Student Residence)	205,849	2013
	Blount Hall (Student Residence)	193,522	2013
	Boshell Diabetes Education and Research Building	128,764	1973
	Bridges (Enclosed)	46,464	NA
	Camp Hall (Student Residence)	156,494	1980
	Campbell Hall	103,089	1978
	Campbell Hall 3rd and 4th Floor Expansion	101,795	1991
	Campus Recreation Center	154,623	2005
	Center for Biophysical Sciences and Engineering	58,290	1989 ¹
	Center for Biophysical Sciences and Engineering Addition	19,202	2001
	Center for Research in Women's Health	25,587	2001
	Central Laundry Building	35,464	1986
	Central Utility No. 1 and Addition	22,333	1971
	Central Utility No. 3 and Addition	27,558	1991
	Central Utility No. 5	22,649	2004
	Chauncey Sparks Center	111,458	1969
	Chemistry Building	44,093	1972
	Chemistry Building 3rd Floor Addition	22,447	2005
	Chevron Building	48,167	1989 ¹
	Civitan International Research Center	59,158	1992
	Collat School of Business	113,309	2018
	Community Care Building	59,718	1991 ¹
	Community Health Services - 19th	87,860	1981 ¹
	Community Health Services - 20th	66,331	1979 ¹
	Cook Springs Farm (6 Buildings)	16,699	1980 ¹
	Cudworth Building	48,273	1963
	Denman Hall (Student Residence)	68,806	1973
	East Science Hall	57,725	2023
	Education & Engineering Complex	138,778	1983 (N)
	Express 4 Storage	989	2017
	Facilities Administration Annex No. 1	3,166	1994 ¹
	Facilities Administration Building	24,590	1994 ¹
	Facilities Training Center	1,919	1995
	Fleet Operations Center	1,302	1989 (N) ¹
	Football Operations Building	50,098	2017
	Gold Hall	223,945	2015 (N)
	Hansell/Hulsey Center Addition	6,182	2004 (N)

¹ Acquired; (R) = Externally owned; UAB rents space; (L) = UAB-owned; space leased out; (N) = Name changed

SOURCE: UAB Cost Analysis-Space Analysis

UAB BUILDING SUMMARY

FALL 2024

CATEGORY	BUILDING NAME	GROSS SQUARE FOOTAGE	CONSTRUCTION COMPLETED OR ACQUIRED
UNIVERSITY (CONTINUED)	Hansell/Hulsey Center for Arts and Humanities	52,464	1981
	Henry Peters Building	78,192	1975
	Henry Peters Building Parking	27,302	1975 (N)
	Heritage Hall Building	99,660	2007
	Hill Student Center	166,045	2015
	Hoehn Engineering Building	36,384	1986
	Hoehn Engineering Building Addition	3,178	1997
	Holley-Mears Building	10,968	1978 ¹
	Huntsville - UAB Regional Medical Health Center	94,713	2003
	Johnson House (1006 19th Street South)	11,373	1985 ¹
	Kaul Human Genetics Building	160,288	2001
	Learning Resources Center	81,001	1970
	Legacy Pavilion	84,152	2017
	Lister Hill Library	49,685	1971
	Lister Hill Library Addition	88,547	1996
	Lister Hill Parking	13,224	1971
	Lyons-Harrison Faculty Office Tower	102,731	2003 (N)
	Marshall Center	3,264	1973 (N) ¹
	McCallum Basic Health Science Education and Research Facility	175,748	1986
	McMahon Hall	250,346	2020 (N)
	Occupational Health & Safety Support Building	11,677	2013
	Obstetrics Special Care	18,322	1983 ¹
	Old Steam Plant	17,304	2015
	Physical Education Building	55,964	1974 (N)
	Pittman Biomedical Research Building	96,598	2002 (N)
	PNC Field	4,080	2018 (N)
	Rast Hall (Student Residence)	128,251	1990
	Recycling Center (Formerly Police Support Building)	3,957	1971 (N)
	Research Support Building	103,321	2006
	ROTC Building	13,272	2019
	Rust Center Parking	53,751	1969
	Rust Computer Center	24,523	1969
	Ryals Public Health Building (Floors 1 & 2)	40,988	1996
	Ryals Public Health Building (Floors 3 & 4)	36,971	1998
	Ryals Public Health Building (Floors 5 & 6)	37,476	2000
	School of Dentistry Building	109,625	1951 (N)
	School of Dentistry Building Addition	51,897	1975 (N)
	School of Dentistry Building Storage Addition	1,272	1976 (N)
	School of Dentistry Clinic	43,264	1951 (N)
	School of Health Professions	77,035	2001 (N)
	School of Health Professions Addition (5th & 6th Floors)	35,975	2013
	School of Nursing Additional Space	3,216	2007 (N)
	School of Nursing Building	78,397	1971 (N)
	School of Nursing Parking	37,813	1971 (N)
	School of Nursing West Addition	6,523	1992
	School of Nursing Addition	39,588	2018
	Shelby Interdisciplinary Biomedical Research Building	320,751	2006
	South Science Hall	93,490	2023
	Southeastern Bio-Safety Lab	48,164	2008
	Spencer Honors House	9,231	1903 ¹
	Steam Generating Facility	25,340	2013
	Sterne Library	79,385	1973
	Sterne Library Addition	89,942	1987
	Student Assembly Building	10,667	2024
	Technology Innovation Center	39,908	2021
	Tinsley Harrison Tower	131,657	1984
	UAB Child Care Center	6,938	1993
	UAB Early Learning Center	19,118	2024
	UAB Fast Pitch Softball Field	7,319	2010
	UAB Honors Hall	11,540	2018 (N)
	UAB Intramural Field	587	2018
	UAB Police Department	29,239	2018
	UAB Solar House	993	2018
	Ullman Boiler Building	5,261	1978
	Ullman Building	29,474	1910
	Ullman Building West Addition	20,414	1950
	University Boulevard Office Building	36,104	2005
	University Dining Facility (The Commons)	28,177	2006 (N)
	University Hall	115,427	2019
	University Place Apartments	86,553	1986 (L) ¹
	Volker Hall	397,808	1971
	Volker Hall Basement Addition	35,626	1996
	Volker Hall Instructional Addition	65,107	2003
	Volker Hall Parking	13,144	1971
	Wallace Tumor Institute	73,317	1976
	Wallace Tumor Institute 4th, 5th, and 6th Floor Expansion	73,935	1992
	Wallace Tumor Institute NMR Addition	11,830	1985
	WBHM	4,510	1971
	WBHM Addition	2,640	1980
	Webb Nutrition Sciences Building	71,220	1983
	Woodward Estate (3 Buildings)	31,338	1971 ¹
	Young Memorial Field Building	8,381	1984
	Zeigler Research Center	114,915	1971

¹ Acquired; (R) = Externally owned; UAB rents space; (L) = UAB-owned; space leased out; (N) = Name changed

SOURCE: UAB Cost Analysis-Space Analysis

UAB SPACE BY FUNDING UNIT

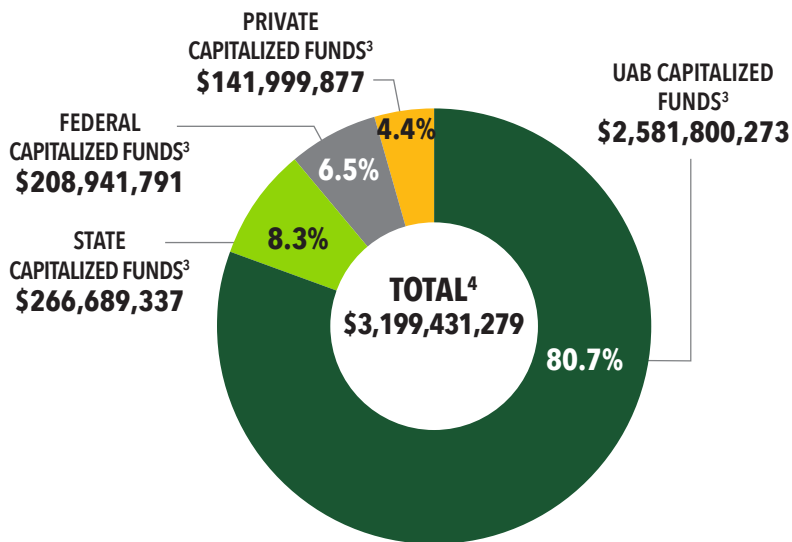
GROSS SQUARE FOOTAGE

YEAR ENDING	EDUCATIONAL/ GENERAL	AUXILIARY	HOSPITAL	TOTAL
June 30, 2024	8,141,807	6,312,188	3,842,201	18,296,196
June 30, 2023	8,232,229	5,945,808	3,769,488	17,947,525
June 30, 2022	8,284,200	5,935,558	3,767,053	17,986,811
June 30, 2021	8,405,171	5,903,392	3,753,361	18,061,924
June 30, 2020	8,522,755	5,970,168	3,675,350	18,168,273
June 30, 2019	8,448,495	5,762,099	3,640,017	17,850,611
June 30, 2018	8,387,820	5,740,649	3,764,362	17,892,831
June 30, 2017	8,102,751	5,617,287	3,636,716	17,356,754
June 30, 2016	8,238,104	5,417,361	3,643,788	17,299,253
June 30, 2015	7,985,623	5,366,676	3,571,867	16,924,166
June 30, 2014	7,737,828	5,060,746	3,219,019	16,017,593
June 30, 2013	7,590,449	5,053,407	3,296,571	15,940,427
June 30, 2012	7,275,006	4,535,783	3,606,552	5,417,341
June 30, 2011	8,214,434	3,448,418	4,103,164	15,766,016
June 30, 2010	7,317,715	4,337,510	3,463,626	15,118,851
June 30, 2009	8,427,883	3,268,491	2,814,150	14,510,524
June 30, 2008	6,927,272	3,591,055	2,614,069	13,132,396
June 30, 2007 ²	6,717,672	3,630,674	2,608,032	12,956,378
June 30, 2006 ²	6,707,992	3,607,382	2,547,904	12,863,278
June 30, 2005 ¹	6,359,404	3,803,705	2,556,626	12,719,735
June 30, 2004 ¹	6,254,986	3,715,081	1,756,963	11,727,030
June 30, 2000 ¹	5,248,700	3,617,182	2,007,712	10,873,594

UAB FUNDING SOURCES

NEW CONSTRUCTION AND MAJOR RENOVATIONS

FY 1969-2024



UAB CAPITALIZED EXPENDITURES

NEW CONSTRUCTION AND MAJOR RENOVATIONS

FY 1969-2024

YEAR	EXPENDITURE
1969-2019	\$2,640,176,511
2020	\$122,870,573
2021	\$57,941,488
2022	\$40,629,223
2023	\$186,269,038
2024	\$151,544,446
TOTAL⁴	\$3,199,431,279

¹ Includes space leased by UAB and space rented out to others; excludes shell space.

² Excludes space leased by UAB and space rented out to others; excludes shell space.

³ Includes buildings and building improvements capitalized as of 9/30/23; includes investment in plant funds (\$3,214,252,145) less separate campus acquired (\$14,820,866).

⁴ Reflects capitalization adjustments in prior years.

UAB SPACE DISTRIBUTION

AS OF SEPTEMBER 30, 2024

SPACE USE	TOTAL NET ASSIGNABLE SQUARE FEET	CENTRAL ADMINISTRATION	DENTISTRY, JHS, MEDICINE, OPTOMETRY	GENERAL ACADEMIC	UNIVERSITY HOSPITAL	AUXILIARY	NON-INSTITUTIONAL AGENCY
Classroom Facilities	256,048	56,836	51,188	130,945	12,951	55	4,073
Laboratory Facilities	1,098,089	-	-	-	-	-	-
Instructional	448,069	15,199	214,641	218,229	-	-	-
Sponsored Research	402,889	189	327,110	75,590	-	-	-
Other	247,131	51,859	152,273	27,556	-	2,874	12,569
Office Facilities	2,649,173	423,534	856,777	385,664	651,277	57,554	274,367
Central Libraries (excludes offices)	178,155	2,069	7,096	167,614	700	676	-
Special Use Facilities ¹	550,558	176,634	171,008	16,481	19,351	149,190	17,894
General Use Facilities ²	719,299	260,992	68,639	29,043	187,758	111,914	60,953
Support Facilities ³	715,921	304,096	65,352	78,939	174,996	55,444	37,094
Highrise & Enclosed Parking Facilities	3,359,761	1,189	-	-	298,984	3,059,588	-
Health Care Facilities ⁴	1,490,014	13,014	63,265	2,466	1,185,462	845	224,962
Residential Facilities ⁵	836,264	26,058	5,170	-	-	709,466	95,570
Unclassified ⁶	21,220	-	1,037	545	7,478	-	12,160
TOTAL	11,874,501	1,331,669	1,983,556	1,133,072	2,538,956	4,147,606	739,642

¹ Special Use Facilities include those used for athletics/physical education, audiovisual-radio-TV, non-health professional clinics, demonstrations, and greenhouses.

² General Use Facilities include spaces for assembly, exhibition, food services, lounges, day care, merchandising, recreation, meetings, and locker rooms.

³ Support Facilities include central computer, central service, telecommunications, shop, storage, and hazardous materials spaces.

⁴ Health Care Facilities include patient bedrooms and baths, nurses' stations, surgery and treatment rooms, service laboratories, supply rooms, public waiting rooms, health care service rooms, call rooms, and staff support space.

⁵ Residential Facilities include apartments, residence halls, houses, and hotel rooms.

⁶ Unclassified spaces are those not yet assigned, unfinished or to be renovated.

SOURCE: UAB Cost Analysis-Space Analysis

2024-2025 FACTS & FIGURES