



2021-2022 FACTS & FIGURES

UAB THE UNIVERSITY OF
ALABAMA AT BIRMINGHAM.

FACTS & FIGURES 2021-2022

42nd Edition | July 2022

Office of Institutional Effectiveness and Analysis

UNIVERSITY OF ALABAMA AT BIRMINGHAM

BIRMINGHAM, ALABAMA 35294-0104 | (205) 934-2384

www.uab.edu/institutionaleffectiveness



The Office of Institutional Effectiveness and Analysis is pleased to present *Facts & Figures 2021-2022*. This is the 42nd edition of the UAB factbook, with the 21st edition forward available electronically on the web. *Facts & Figures* is compiled by the Office of Institutional Effectiveness and Analysis but reflects contributions from offices all over campus. We remain grateful for our contributors' continued assistance.

Facts & Figures can be easily accessed electronically via the Office of Institutional Effectiveness and Analysis website, uab.edu/institutionaleffectiveness.

Our objective with this factbook is to produce a useful and usable resource for a variety of information needs. Therefore, we welcome and appreciate your comments and suggestions to iea@uab.edu about the content of *Facts & Figures*.

GENERAL INFORMATION

- 6** UAB Strategic Plan
- 8** Board of Trustees
- 9** Administration
- 11** UAB Organizational Structure
- 12** Academic Departments and Chairs
- 14** Significant Dates for UAB
- 15** UAB Presidents
- 16** Honorary UAB Degrees Conferred
- 17** President's Medal and Distinguished Alumni Awards
- 18** Program Accreditation
- 22** Hospital Statistical Highlights, 2020–2021
- 23** Libraries Statistical Highlights, Fall 2021
- 24** Athletics

STUDENT INFORMATION

- 26** Student Data, Fall 2021
- 27** Headcount Enrollment Report, Fall 2021
- 28** » Headcount Enrollment, Fall 1969–Fall 2021
- 29** » Previous Year Comparison by School, Fall 2021
- 30** » Enrollment by School and Level, Fall 2021
- 31** Enrollment Full-time and Part-time by Race and Gender, Fall 2021
- 32** Enrollment by Race and Level, Fall 2016–Fall 2021
- 33** Student Demographics, Fall 2021
- 34** » Undergraduate
- 35** » First-Time Freshman
- 37** » Entering Undergraduate Transfer Students
- 39** » Graduate
- 40** » D.M.D., M.D., O.D.
- 41** Five-Year Enrollment by Student Source, Fall 2017–Fall 2021
- 42** Enrollment by Student Source, Fall 2021
- 43** » Enrollment by Student Source–Alabama Counties, Fall 2021
- 44** » Enrollment by Student Source–U.S. States, Fall 2021
- 45** Enrollment by School and Class, Fall 2017–Fall 2021
- 46** Enrollment by Student Level, Fall 1969–Fall 2021
- 47** Full-time and Part-time Enrollment by Gender, Fall 1987–Fall 2021
- 48** Credit Hour by School, Previous Year Comparison, Fall 2021
- 49** Credit Hour Production, Fall 2021
- 50** Credit Hour by School, 2014–2015 through 2020–2021
- 52** Degrees Offered at UAB
- 54** Total Degrees Available
- 55** Academic Certificates Offered at UAB
- 57** Degrees Awarded
- 58** Degrees Awarded by School, 1969–1970 through 2020–2021
- 60** Degrees Conferred, July 1, 1969–June 30, 2021
- 61** Doctoral Degrees Conferred by Category, July 1, 2011–June 30, 2021
- 62** Retention and Graduation Rates, 2011–2021
- 63** Required Student Tuition and Fees, Fall 2021
- 64** Student Aid Funds Available, 2014–15 through 2020–2021
- 65** Full-time Baccalaureate-Seeking Freshman Cohorts, 2008–2017

FACULTY AND STAFF

- 67** Work Force, FY 2021–2022
- 68** Work Force by Full-time and Part-time, 2021–2022
- 69** Work Force by Job Category, FY 2021–2022
- 70** Work Force by Area, 2012–2013 through 2021–2022
- 71** Work Force by Status, 2012–2013 through 2021–2022
- 72** Work Force by EEO Category, 2012–2013 through 2021–2022
- 73** Work Force by Area, Status, Gender and Job Category, 2014–2015 through 2021–2022
- 74** Full-time Work Force and Payroll, 2011–2021
- 75** Full-time Faculty by Rank, Gender and Tenure Status, Fall 2021
- 76** Highest Degrees of Full-time Faculty by School by Rank, Fall 2021
- 77** Endowed Positions at UAB
- 82** Faculty Awards and Honors

FINANCIAL AND PHYSICAL RESOURCES

- 88** Selected Financial Highlights, FY 2018–2019 through FY 2020–2021
- 89** Financial Profile, FY 2020–2021 Actual
- 91** State Funding from the Education Trust Fund, FY 1967–1968 to FY 2021–2022
- 93** Sponsored Project Expenditures, FY 2015 through FY 2021
- 94** Summary of Grants and Contracts Awarded, FY 2021
- 95** Building Summary, Fall 2021
- 98** Space by Funding Unit
- 98** Funding Sources for New Construction and Major Renovations, 1969–2021
- 98** Capitalized Expenditures for New Construction and Major Renovations, 1969–2021
- 99** Space Distribution, as of September 30, 2021



2021-2022 FACTS & FIGURES

GENERAL INFORMATION



UAB STRATEGIC PLAN OVERVIEW



At UAB, we have never settled on merely finding what's next—we have helped build the future through new ideas and initiatives in the classroom, the laboratory, the studio and the clinic. The coming decade presents us with opportunities and challenges. How should we build on our strong foundation in order to meet them? The following plan, Forging the Future, offers a blueprint.

VISION

One university inspiring and empowering the creation of knowledge that changes the world.

MISSION

UAB serves students, patients, the community and the global need for discovery, knowledge dissemination, education, creativity and the application of groundbreaking solutions. We are a leader among comprehensive public urban research universities with academic medical centers.

SHARED VALUES

Integrity

We act ethically and do what is right.

Respect

We treat others with courtesy and civility.

Diversity and Inclusiveness

Everybody counts every day. We actively seek varied perspectives in our decision-making.

Collaboration

We trust each other and work cooperatively across disciplinary boundaries in the spirit of shared governance.

Excellence and Achievement

We constantly innovate, solve problems and improve ourselves and others through learning.

Stewardship

Fiscal and environmental sustainability guide our decisions.

Accountability

We are answerable to each other and act with the best interests of the university in mind.

UAB STRATEGIC PLAN MISSION PILLARS

EDUCATION



Provide 21st century, world-class, socially responsible education that prepares diverse students to lead, teach, provide professional services, and become prominent scholars and societal leaders of the future. We are student-centered and consider the impact on students in what we do as a university.

STRATEGIC OBJECTIVES:

1. Strengthen and expand innovative academic programs to enhance UAB's national and global reputation.
2. Ensure student success through holistic development that addresses diverse needs.
3. Create a signature core curriculum focused on modeling and developing socially conscious global citizens and leaders.
4. Engage students, faculty, staff and community members in experiential learning.
5. Foster access, inclusive excellence and equity in teaching, learning and mentorship development programs.

RESEARCH, INNOVATION & ECONOMIC DEVELOPMENT



Pursue research, scholarship and creative activities that spur innovation, make UAB a vibrant cultural center, and expand our capability to continually discover and share new knowledge.

STRATEGIC OBJECTIVES:

1. Enhance UAB's institutional culture of collaboration and innovation.
2. Drive research and innovation across the enterprise.
3. Implement a campus wide effort to select and meet "grand challenges."
4. Improve society through processes and products.

COMMUNITY ENGAGEMENT



Encourage partnerships that advance education, the arts and humanities, health, economic prosperity, and a fulfilling quality of life through service at home and around the globe.

STRATEGIC OBJECTIVES:

1. Expand access to community engagement resources.
2. Develop mutually beneficial partnerships.
3. Broaden scholarship in the field of community engagement.
4. Integrate engagement throughout the university.

PATIENT CARE



Deliver the highest-quality patient care that reflects our ability to translate discoveries into revolutionary therapies in one of the nation's largest academic medical centers.

STRATEGIC OBJECTIVES:

1. Improve patient access and satisfaction through integration of clinical services across UAB's healthcare delivery entities.
2. Invest in signature treatments that will be delivered through recognized flagship programs.
3. Develop infrastructure to ensure statewide access to telehealth services.

THE BOARD OF TRUSTEES OF THE UNIVERSITY OF ALABAMA

The Honorable Kay E. Ivey
Governor of Alabama
(*Ex officio*)

TRUSTEES (by Congressional district)

FIRST

Harris V. Morrisette, Mobile
Marietta M. Urquhart, Mobile

SECOND

Mike Brock, Montgomery
W. Davis Malone III, Dothan

THIRD

Kenneth L. Vandervoort, M.D., Anniston
James W. Wilson III, Montgomery

FOURTH

Evelyn VanSant Mauldin M.D., Florence
Scott M. Phelps, Tuscaloosa

FIFTH

Ronald W. Gray, Huntsville
William Britt Sexton, Decatur

SIXTH

W. Stancil Starnes, Birmingham
(*President pro tempore*)
Vanessa Leonard, Rockford

SEVENTH

Karen Phifer Brooks, Tuscaloosa
Barbara Humphrey, Birmingham
Kenneth Simon, Birmingham

TRUSTEES EMERITI

Paul W. Bryant Jr., Tuscaloosa
Angus R. Cooper II, Mobile
Joseph L. Fine, Montgomery
John England, Jr., Tuscaloosa
Joseph C. Espy III, Montgomery
Sandra Hullett, M.D., Eutaw
Andria S. Hurst, Birmingham
John D. Johns, Birmingham
Peter L. Lowe, Huntsville
John J. McMahon Jr., Birmingham
John T. Oliver Jr., Jasper
Joe H. Ritch, Huntsville
Finis E. St. John IV, Cullman
Cleophus Thomas Jr., Anniston
John Russell Thomas, Alexander City

CHANCELLOR

Finis E. St. John IV

GENERAL COUNSEL

Sid J. Trant

UAB ADMINISTRATION



DR. RAY L. WATTS
President



DR. PAM BENOIT
Senior Vice President for
Academic Affairs and Provost



BRIAN BURNETT
Senior Vice President for
Finance and Administration



TOM BRANNAN
Vice President
for Advancement



DR. CHRIS S. BROWN
Vice President for Research



JIM BAKKEN
Assoc. VP for Strategic
Communications & Chief
Communications Officer



DR. CURTIS A. CARVER
Vice President for Information
Technology/Chief Information Officer



DR. PAULETTE DILWORTH
Vice President for Diversity,
Equity and Inclusion



DR. JOHN JONES
Vice President for
Student Affairs



ROSIE O'BEIRNE
Assoc. VP and Chief Digital
Strategy and Marketing Officer



DR. SELWYN M. VICKERS
Senior Vice President for Medicine
and Dean, Heersink School of
Medicine, Chief Executive Officer,
UAB Health System,
UAB/Ascension St. Vincent's Alliance

UAB ADMINISTRATION

ACADEMIC UNIT (ESTABLISHMENT DATE)	DEAN/ADMINISTRATOR
COLLAT SCHOOL OF BUSINESS (1971)*	Eric P. Jack, Ph.D., Dean
COLLEGE OF ARTS AND SCIENCES (2010)	Kecia M. Thomas, Ph.D., Dean
SCHOOL OF DENTISTRY (1945)	Russell Taichman, D.M.D., DMSc Dean
SCHOOL OF EDUCATION (1971)	Michelle Robinson, D.M.D., M.A., Dean, Interim
SCHOOL OF ENGINEERING (1971)	Jeffrey Holmes, M.D., Ph.D., Dean
SCHOOL OF HEALTH PROFESSIONS (1969)	Andrew J. Butler, MPT, MBA, Ph.D., Dean
SCHOOL OF MEDICINE (1945)**	Selwyn M. Vickers, M.D., F.A.C.S., Senior Vice President/Dean
SCHOOL OF NURSING (1967)**	Doreen C. Harper, Ph.D., R.N., FAAN, Dean
SCHOOL OF OPTOMETRY (1969)	Kelly K. Nichols, O.D., MPH, Ph.D., FAAO, Dean
SCHOOL OF PUBLIC HEALTH (1981)	Paul C. Erwin, M.D., DrPH, Dean
GRADUATE SCHOOL (1970)	Lisa Schweibert, Ph.D., Dean, Interim
HONORS COLLEGE (2011)	Shannon Blanton, Ph.D., Dean
UAB LIBRARIES (1945 & 1973)***	Kasia Gonnerman, M.A., M.L.S., Dean
UAB UNIVERSITY HOSPITAL (1945)	Kierstin Kennedy, M.D., M.S.H.A., Chief of Staff

* The School of Business was renamed to the Collat School of Business in 2013.

** The School of Medicine and School of Nursing moved to Birmingham from Tuscaloosa.

*** Lister Hill Library of Health Sciences was established in 1945. Mervyn H. Sterne Library was established in 1973. In 2014, an inaugural dean was appointed to provide leadership and combine resources of both libraries.



* UAB President serves as Chair
 ** Jointly report to President & Provost
 *** Does not include UAB Sports Alliance

Revised: May 12, 2022
 Current UAB Org Chart

UAB ACADEMIC DEPARTMENTS AND CHAIRS

COLLEGE OF ARTS AND SCIENCES

African American Studies	Kay Morgan, Ph.D.
Anthropology	Chris Kyle, Ph.D., Interim
Art and Art History	Richard C. Gere, M.F.A.
Biology	Steven N. Austad, Ph.D.
Chemistry	Richard A. Dluhy, Ph.D.
Communication Studies	Timothy R. Levine, Ph.D.
Computer & Information Science	Yuliang Zheng, Ph.D.
Criminal Justice	Jeffery T. Walker, Ph.D.
English	Alison Chapman, Ph.D.
Foreign Languages & Literatures	Julian Arribas, Ph.D.
History	Jonthan Wiesen, Ph.D.
Justice Sciences	Jeffery T. Walker, Ph.D.
Mathematics	Marius N. Nkashama, Ph.D.,
Music	Patrick Evans, DM,MM
Philosophy	David K. Chan, Ph.D.
Physics	Ilias E. Perakis, Ph.D.
Political Science & Public Administration	Robert Blanton, Ph.D.
Psychology	Chris Henrich, Ph.D.
Social Work	Ronald Pitner, Ph.D., ACSW
Sociology	Verna M. Keith, Ph.D.
Theatre	Kelly Dean Allison, M.F.A.

COLLAT SCHOOL OF BUSINESS

Accounting and Finance	Stephanie Yates, Ph.D.
Management, Information Systems and Quantitative Methods	C. Allen Gorman, Ph.D.
Marketing, Industrial Distribution and Economics	Charles Michael Wittmann, Ph.D.

SCHOOL OF DENTISTRY

Clinical and Community Services	Gregg H. Gilbert, D.D.S.
Endodontics	Ashraf Fouad, D.D.S., M.S.
Oral and Maxillofacial Surgery	Patrick Louis, D.D.S., M.D.
Orthodontics	Chung H. Kau, B.D.S., M.Sc.D.
Pediatric Dentistry	Janice Jackson, D.M.D.
Periodontology	Nicolaas Geurs, D.D.S.
Restorative Services	Daniel A. Givan, D.M.D., Ph.D., Interim

SCHOOL OF EDUCATION

Curriculum and Instruction	Steven Turner, Ph.D.
Human Studies	Eric Plaisance, Ph.D.

SCHOOL OF ENGINEERING

Biomedical Engineering*	Jay Zhang, M.D., Ph.D.
Civil, Construction and Environmental Engineering	Wesley Zech, Ph.D., Interim
Electrical and Computer Engineering	J. Iwan Alexander, Ph.D.
Materials Science and Engineering	Lee Moradi, Ph.D., Interim
Mechanical Engineering	Gregg Janowski, Ph.D., Interim

SCHOOL OF HEALTH PROFESSIONS

Clinical & Diagnostic Sciences	Kathy Nugent, Ph.D.
Health Services Administration	Christy H. Lemak, Ph.D.
Nutrition Sciences**	James Hill, Ph.D.
Occupational Therapy	Gavin R. Jenkins, Ph.D.
Physical Therapy	David M. Morris, Ph.D.

JOINT HEALTH SCIENCES

Biochemistry and Molecular Genetics	David Bedwell, Ph.D.
Cell, Developmental and Integrative Biology	Bradley K. Yoder, Ph.D., Interim
Genetics	Anindya Dutta, Ph.D.
Microbiology	Carlos Orihuela, Ph.D., Interim
Neurobiology	Craig Powell, Ph.D.
Pathology	George Netto, M.D., Ph.D.
Pharmacology and Toxicology	Mary-Ann Bjornsti, Ph.D.

* Joint with the School of Medicine.

** Joint with the Schools of Dentistry, Health Professions, and Medicine.

Valid as of May 1, 2022.

UAB ACADEMIC DEPARTMENTS AND CHAIRS

HEERSINK SCHOOL OF MEDICINE		SCHOOL OF NURSING	
Anesthesiology	Daniel Berkowitz, MD,	Acute, Chronic and Continuing Care	Allison Shorten, Ph.D.
Dermatology	Boni Elewski, M.D.	Family Community and Health Systems	Marisa Wilson, DNSc, Interim
Emergency Medicine	Maire-Carmelle Elie, M.D.		
Family and Community Medicine	Irfan Asif, M.D.		
Medical Education	Craig J. Hoesley, M.D.		
Medicine	C. Seth Landefeld, M.D.		
Neurology	David G. Standaert, M.D., Ph.D.		
Neurosurgery	James M. Markert, M.D., MPH		
Obstetrics and Gynecology	Warner Huh, M.D.		
Ophthalmology	Brian C. Samuels, M.D., Ph.D., Interim		
Otolaryngology	Bradford A. Woodworth, M.D., Interim		
Orthopaedics	Steven M. Theiss, M.D.		
Pediatrics	Mitchell B. Cohen, M.D.		
Physical Medicine and Rehabilitation	Vu Nguyen, M.D., MBA		
Psychiatry and Behavioral Neurobiology	Adrienne C. Lahti, M.D.		
Radiation Oncology	James A. Bonner, M.D.		
Radiology	Cheri L. Canon, M.D.		
Surgery	Herbert Chen, M.D.		
Urology	Dean G. Assimos, M.D.		
		SCHOOL OF OPTOMETRY	
		Optometry and Vision Sciences*	Adam Gordon, OD., M.P.H. F.A.A.O
		SCHOOL OF PUBLIC HEALTH	
		Biostatistics	Jeffery M. Szychowski, Ph.D.
		Environmental Health Sciences	Jeffrey Wickliffe, M.D.
		Epidemiology	Cora E. Lewis, M.D.
		Health Behavior	Kevin R. Fontaine, Ph.D.
		Health Care Organization and Policy	Martha Wingate, Ph.D.

* Joint with the School of Medicine.

** Joint with the Schools of Dentistry, Health Professions, and Medicine.

*** The UAB School of Optometry does not have formal chairs for its departments, as is common in most schools of optometry. Rather, several associate deans serve the various needs of the faculty and academic programs (both professional and graduate).

SIGNIFICANT DATES FOR UAB

- 1821** Board of Trustees of the University of Alabama created by the General Assembly
- 1936** Extension Center of the University of Alabama opened in Birmingham
- 1945** School of Medicine moved from Tuscaloosa to Birmingham and became a four-year school
- 1945** Jefferson and Hillman Hospitals combined to serve as the teaching hospital for the School of Medicine
- 1949** School of Dentistry, with Dr. Joseph F. Volker as dean, enrolled its first class
- 1955** First Ph.D. earned on the Birmingham campus
- 1958** Campus expansion began with acquisition of approximately 8.5 blocks (60 acres) from the Birmingham Housing Authority
- 1966** Extension Center in Birmingham became the University of Alabama in Birmingham, one of three campuses of the University of Alabama
- 1966** College of General Studies established
- 1966** School of Health Services Administration established
- 1967** School of Nursing moved from Tuscaloosa to Birmingham
- 1969** UAB became an autonomous campus with Dr. Joseph F. Volker as its first president
- 1969** School of Community and Allied Health Resources established by the Alabama Legislature and Regional Technical Institute established for health occupations training
- 1969** School of Optometry established
- 1970** Graduate School established
- 1970** First degrees awarded by UAB
- 1971** College of General Studies reorganized as University College with Schools of Business, Education, Engineering, and Arts and Sciences
- 1973** School of Arts and Sciences restructured into Schools of Humanities, Natural Sciences and Mathematics, and Social and Behavioral Sciences
- 1975** Funds appropriated by Legislature for the purchase of approximately 30 blocks (140 acres) of Urban Renewal lands for UAB expansion
- 1976** Dr. Joseph F. Volker appointed first chancellor of the University of Alabama System
- 1977** Dr. S. Richardson Hill Jr. named second president
- 1981** School of Public Health established
- 1984** University of Alabama in Birmingham became University of Alabama at Birmingham
- 1987** Dr. Charles A. McCallum named third president
- 1987** School of Community and Allied Health became School of Health Related Professions
- 1988** School of Humanities became School of Arts and Humanities
- 1989** UAB exceeded \$100 million in active grants and contracts
- 1989** Use of the designation "University College" discontinued
- 1990** 50,000th degree awarded by UAB
- 1992** UAB's outpatient services moved to the newly constructed Kirklin Clinic
- 1993** Dr. J. Claude Bennett named fourth president
- 1994** UAB acquired Walker College, which became known as UAB Walker College
- 1995** Certificate-level, junior college linkage programs (Regional Technical Institute) in the School of Health Related Professions phased out
- 1995** Academic units reorganized under provost
- 1995** UAB Health System established
- 1995** UAB exceeded \$200 million in active grants and contracts
- 1997** Mr. Paul Hardin named interim president
- 1997** Dr. W. Ann Reynolds named fifth president
- 1998** Relationship terminated between UAB and UAB Walker College
- 1999** UAB launched the public phase of a \$250 million capital campaign, the largest capital campaign in the history of the state, goal was later raised to \$350 million
- 1999** Southern Research Institute affiliated with UAB
- 2000** UAB exceeded \$300 million in active grants and contracts
- 2001** UAB moved to a semester academic calendar
- 2002** University of Alabama Board of Trustees approved an affiliation agreement between the UAB Health System and Bessemer Carraway Medical Center

SIGNIFICANT DATES FOR UAB

<p>2002 Dr. Malcolm Portera, Chancellor of the University of Alabama System, named interim president</p> <p>2002 Dr. Carol Z. Garrison named sixth president</p> <p>2003 Capital campaign officially ends on December 31, having raised \$388.7 million for UAB</p> <p>2006 School of Health Related Professions became School of Health Professions</p> <p>2007 Degrees awarded by UAB surpassed 100,000</p> <p>2010 Schools of Arts and Humanities, Education, Natural Sciences and Mathematics, and Social and Behavioral Sciences merged and realigned as the College of Arts and Sciences</p> <p>UAB Women and Infants Center opened to patients</p> <p>UAB Highlands became part of UAB Hospital</p> <p>2012 Dr. Richard B. Marchase named interim president</p> <p>School of Education established as separate school from the College of Arts and Sciences</p> <p>2013 Dr. Ray L. Watts named seventh president</p> <p>2013 UAB School of Business named Collat School of Business</p> <p>UAB launched the public phase of a \$1 billion capital campaign</p> <p>2014 Inaugural deans appointed for Honors College and UAB Libraries</p> <p>2015 UAB welcomed its highest performing freshman class ever, with an average ACT of 25 (top 21% nationally)</p> <p>2016 On Jan. 15, UAB opened the state-of-the-art Hill Student Center</p> <p>2017 Fall 2016 enrollment was highest in UAB history at 19,535, including the largest freshman class ever (2,021)</p> <p>For the second straight year, fall enrollment broke new records, rising 7 percent for Fall 2017 to 20,902</p> <p>UAB's annual economic impact reaches \$7.15 billion in a new report from TrippUmbach</p> <p>2018 Fall 2018 enrollment set a record for the third straight year, reaching 21,923 in Fall 2018; research funding also set a new record, surpassing \$500 million for the first time</p> <p>UAB is named the Top Young University in the nation and 10th globally in the Times Higher Education World University Rankings</p> <p>The Campaign for UAB surpasses its \$1 billion goal, successfully completing the largest fundraising campaign in school history; a record-setting \$30 million gift named the O'Neal Comprehensive Cancer Center at UAB</p> <p>2019 UAB celebrates its 50th anniversary since becoming an independent university in the University of Alabama System in 1969</p> <p>Research funding surpassed \$600 million for the first time, with Fall 2019 enrollment also setting a record for the fourth straight year</p> <p>2020 Research funding sets new record at \$638 million despite global pandemic; Fall 2020 enrollment sets record for fifth straight year</p> <p>UAB named America's No. 1 Best Large Employer by Forbes</p> <p>2021 UAB enrolls largest first-time freshman cohort in history and research funding reaches another record: \$648 million, up 43% over the past five years.</p> <p>A transformative \$95 million lead gift, the largest in university history, establishes the UAB Marnix E. Heersink School of Medicine</p>	<div style="background-color: #e0e0e0; padding: 10px; border: 1px solid #ccc;"> <p style="text-align: center; margin: 0;">UAB PRESIDENTS</p> <p>1969-1976 Dr. Joseph F. Volker</p> <p>1977-1987 Dr. S. Richardson Hill Jr.</p> <p>1987-1993 Dr. Charles A. McCallum</p> <p>1993-1996 Dr. J. Claude Bennett</p> <p>1997 Mr. Paul Hardin (Interim)</p> <p>1997-2002 Dr. W. Ann Reynolds</p> <p>2002 Dr. Malcolm Portera (Interim)</p> <p>2002-2012 Dr. Carol Z. Garrison</p> <p>2012-2013 Dr. Richard B. Marchase (Interim)</p> <p>2013-PRESENT Dr. Ray L. Watts</p> </div>
---	--

HONORARY UAB DEGREES CONFERRED

NAME	DATE CONFERRED	DEGREE	NAME	DATE CONFERRED	DEGREE
Champ Lyons	October 1, 1965	Doctor of Science	Joseph S. Bruno	June 5, 1988	Doctor of Laws
Tinsley Randolph Harrison	October 1, 1965	Doctor of Science	Eugene C. Gwaltney	June 5, 1988	Doctor of Laws
Walter Bouldin	August 29, 1966	Doctor of Laws	Charles B. Webb Jr.	June 5, 1988	Doctor of Laws
Matthew Francis McNulty Jr.	August 22, 1969	Doctor of Science	Glenn Ireland II	June 4, 1989	Doctor of Laws
Ruth Lawson Hanson	August 22, 1969	Doctor of Humanities	William M. Spencer III	June 4, 1989	Doctor of Laws
Joseph F. Volker	June 6, 1970	Doctor of Science	Clifton R. Wharton Jr.	June 4, 1989	Doctor of Humane Letters
Bengt E. Gustafson	June 5, 1971	Doctor of Science	Katharine Reynolds Ireland	June 3, 1990	Doctor of Humanities
John A. Hand	June 5, 1971	Doctor of Laws	Charles Caldwell Marks	June 3, 1990	Doctor of Laws
John Edward Meyer	June 4, 1972	Doctor of Humanities	Louis J. Willie	June 3, 1990	Doctor of Laws
Virginia Baxley	June 4, 1972	Master of Arts	Wallace R. Bunn	June 2, 1991	Doctor of Laws
Clyde Guss Cox	August 27, 1972	Master of Arts	William R. Ireland	June 2, 1991	Doctor of Laws
Joseph Smolian	August 27, 1972	Doctor of Humanities	Thomas E. Rast	June 2, 1991	Doctor of Laws
Clarence A. Hanson	June 9, 1974	Doctor of Literature	J. Claude Bennett	June 7, 1992	Doctor of Science
Samuel Richardson Hill Jr.	June 9, 1975	Doctor of Science	Virginia Van der Veer Hamilton	June 7, 1992	Doctor of Letters
Charles Alexander McCallum	June 9, 1975	Doctor of Science	Carolyn Reid-Wallace	June 7, 1992	Doctor of Humane Letters
Arthur Davis Shores	June 9, 1975	Doctor of Humanities	Richard Arrington Jr.	June 6, 1993	Doctor of Science
Robert Hugh Daniel	June 5, 1977	Doctor of Laws	Arnold G. Diethelm	June 6, 1993	Doctor of Science
William Paul Brann	June 5, 1977	Doctor of Laws	John R. Durant	June 6, 1993	Doctor of Science
William Micajah Spencer Jr.	June 5, 1977	Doctor of Humanities	H. Brandt Ayers	June 5, 1994	Doctor of Humane Letters
George W. Campbell	June 5, 1977	Doctor of Laws	George D. Lundberg	June 5, 1994	Doctor of Science
Julia Walker Russell	June 5, 1977	Doctor of Humane Letters	Wallace D. Malone Jr.	June 4, 1995	Doctor of Laws
Henry Poellnitz Johnston	June 4, 1978	Doctor of Humanities	James Rachels	June 4, 1995	Doctor of Humane Letters
George Mooar Rust	June 4, 1978	Doctor of Science	Alys Robinson Stephens	June 4, 1995	Doctor of Humanities
Hall Williams Thompson	June 4, 1978	Doctor of Laws	Elmer B. Harris	June 2, 1996	Doctor of Laws
John W. Kirklin	June 4, 1978	Doctor of Science	Stevie Wonder	June 2, 1996	Doctor of Music
Margaret Spain McDonald	June 4, 1978	Doctor of Humanities	John W. Woods	June 2, 1996	Doctor of Laws
Samuel Booth Barker	June 3, 1979	Doctor of Science	Don Logan	June 8, 1997	Doctor of Humane Letters
Emil Carl Hess	June 3, 1979	Doctor of Humanities	Sam C. Pointer Jr.	June 8, 1997	Doctor of Laws
William Hansell Hulsey	June 3, 1979	Doctor of Humanities	Robert Luckie Jr.	December 7, 1997	Doctor of Humanities
Kenneth Rule Daniel	June 8, 1980	Doctor of Science	John J. McMahon Jr.	June 7, 1998	Doctor of Laws
William James Rushton	June 8, 1980	Doctor of Laws	Eric F. Wieschaus	June 7, 1998	Doctor of Science
Frank Park Samford	June 8, 1980	Doctor of Laws	Lord Trevor Smith	December 6, 1998	Doctor of Humane Letters
Emmett Bryan Carmichael	June 7, 1981	Doctor of Science	Willie L. Brown Jr.	June 6, 1999	Doctor of Humane Letters
Frederick W. Conner	June 7, 1981	Doctor of Humanities	H. Corbin Day	June 6, 1999	Doctor of Humane Letters
Robert M. Frank	June 7, 1981	Doctor of Science	David Baltimore	December 5, 1999	Doctor of Science
John S. Jemison Jr.	June 7, 1981	Doctor of Laws	William J. McDonough	December 5, 1999	Doctor of Humane Letters
Howard Lamar Holley	June 6, 1982	Doctor of Science	David Satcher	June 4, 2000	Doctor of Science
A. Edward Maumenee	June 6, 1982	Doctor of Science	Peter A. Georgescu	December 3, 2000	Doctor of Humane Letters
John S. Shaw Jr.	June 6, 1982	Doctor of Laws	W. Richard West	June 10, 2001	Doctor of Laws
Joseph McConnell Farley	June 5, 1983	Doctor of Laws	Regina M. Benjamin	December 15, 2001	Doctor of Science
J. Garber Galbraith	June 5, 1983	Doctor of Science	Marie S. Ingalls	May 4, 2002	Doctor of Humanities
Charles W. Ireland	June 5, 1983	Doctor of Laws	Michael E. Stephens	May 4, 2002	Doctor of Humanities
Fuller Earle Callaway Jr.	June 3, 1984	Doctor of Science	Annette Nevin Shelby	May 10, 2003	Doctor of Humanities
Thomas Kermit Hearn Jr.	June 3, 1984	Doctor of Humanities	Alice E. Pigman	December 13, 2003	Doctor of Humanities
James Coleman Lee Jr.	June 3, 1984	Doctor of Laws	Freeman A. Hrabowski III	December 17, 2005	Doctor of Humanities
James Allen Pittman Jr.	June 3, 1984	Doctor of Science	Jarman F. Lowder	December 16, 2006	Doctor of Humanities
Leonard Robinson	June 3, 1984	Doctor of Science	Thomas H. Lowder	December 16, 2006	Doctor of Humanities
Jack J. Dreyfus	June 2, 1985	Doctor of Laws	Herman D. Bolden	May 3, 2008	Doctor of Humanities
Frederick Chapman Robbins	June 2, 1985	Doctor of Laws	Caroline Patterson Ireland	December 13, 2008	Doctor of Humanities
Henry C. Goodrich	June 8, 1986	Doctor of Laws	Charles A. Collat Sr.	May 9, 2009	Doctor of Humanities
Jack Dobbs McSpadden	June 8, 1986	Doctor of Laws	Marvin Randolph Engel	May 8, 2010	Doctor of Humanities
William F. Edmonds	June 8, 1986	Doctor of Science	Harold L. Abroms	May 8, 2010	Doctor of Humanities
W. Houston Blount	June 7, 1987	Doctor of Laws	Malcolm Portera	May 12, 2012	Doctor of Humanities
Crawford T. Johnson III	June 7, 1987	Doctor of Laws			

* Honorary degrees conferred prior to 1970 were conferred at the University of Alabama, Tuscaloosa.

HONORARY UAB AWARDS CONFERRED

PRESIDENT'S MEDAL

1985	J. Durwood Bradley, M.D.
1986	B. Gene Bartow, Janet Redman Hill
1987	Peter Garthwaite Smith
1988	Max D. Cooper, M.D.
1989	James Hatcher
1990	Fred W. Sington
1991	Samuel Booth Barker, Ph.D.
1992	Juan M. Navia, Ph.D.
1993	Albert F. LoBuglio, M.D.
1994	Aaron L. Lamar Jr., Ed.D.
1995	George N. Mickwee
1996	William A. Sibley, Ph.D.
1997	Linda Flaherty-Goldsmith
1998	Odessa Woolfolk
1999	James A. Garland
2000	Albert D. Pacifico, M.D.
2001	John N. Whitaker, M.D. (posthumously)
2002	Ada W. Long, Ph.D.
2003	Julian W. Banton, Michael Goodrich, Margaret M. Porter
2004	William J. Koopman, M.D.
2005	Rachel Z. Booth, Ph.D., John M. Lyons, Ph.D.
2006	Virginia D. Gauld, Ph.D., Ina Branham Leonard, J.D.
2007	Richard J. Whitley, M.D.
2008	Basil I. Hirschowitz, M.D.
2009	Malcolm Portera, Ph.D.
2010	Michael S. Saag, M.D.
2011	George Howard, Dr.P.H.
2012	Louise T. Chow, Ph.D., John J. McMahon, Jr.
2013	Sergio Stagno, M.D.
2015	Charles A. Collat, Sr., Wayne H. Finley, Ph.D., M.D.
2016	Kirby I. Bland, M.D.
2017	Hatton C.V. Smith
2019	Richard C. Shelby, U.S. Senator
2021	James T. "Jabo" Waggoner, Alabama State Senator
2022	M. Miller Gorrie

DISTINGUISHED ALUMNUS AWARD

1991	Lawrence J. DeLucas, O.D., Ph.D.
1992	Richard M. Scruschy
1993	Helene Griffin Robertson
1994	William L. Roper, M.D., M.P.H.
1995	James H. Woodward, Ph.D.
1996	Kenneth L. Jackson
1997	Charles A. McCallum, D.M.D., M.D.
1998	Martha Warren Bidez, Ph.D.
1999	Jean A. Jacobs Kelley, Ed.D.
2000	Robert C. Chapman
2001	Tommie G. Cummings
2002	Michael E. Stephens
2003	Gail H. Cassell, Ph.D.
2004	Marie L. O'Koren, Ed.D.
2005	Mary Lynne Capilouto, D.M.D.
2006	Albert J. Tully Jr., M.D.
2007	Ray L. Watts, M.D.
2008	Julie H. Hanna
2009	Linda C. Lucas, Ph.D.
2010	Marquita Davis, Ph.D.
2011	Ann Harper Arrasmith
2012	Phyllis Norton DePiano
2013	Kathryn B. Freeland
2014	Lee Price, Major General (U.S. Army Retired)
2015	Gillian H. Goodrich
2016	William Ferniany, Ph.D.
2017	Edward E. Partridge, M.D.
2018	Charles D. Stockes
2019	Anthony C. Hood, Ph.D.
2020	Benjamin Cumbus, D.M.D.
2021	Sarah Nafziger, Ph.D.

UAB PROGRAM ACCREDITATION

PROGRAMS ELIGIBLE FOR ACCREDITATION	YEAR PROGRAM STARTED	MOST RECENT / NEXT EXPECTED ACCREDITATION	ACCREDITATION AGENCY
UAB			
UAB	1969	2015 / 2025	Southern Association of Colleges and Schools Commission on Colleges
Graduate School (as UAB)	1970		Member of Council of Graduate Schools in the United States Member of Conference of Southern Graduate Schools
COLLEGE OF ARTS AND SCIENCES			
Art	1972	2016 / 2025-2026	National Association of Schools of Art and Design
Chemistry	1969	2017 / 2022	American Chemical Society
Computer Science (B.S.)	1980	2019 / 2025	Computing Accreditation Commission of ABET
Forensic Sciences (M.S.)	1981	2019 / 2024	Forensic Science Education Programs Accreditation Commission (FEPAC)
Medical/Clinical Psychology	1980	2016 / 2023-2024	American Psychological Association
Music	1982	2014 / 2022-2023	National Association of Schools of Music
Public Administration (M.P.A.)	1978	2016 / 2023	Network of Schools of Public Policy, Affairs, and Administration Commission on Peer Review and Accreditation (NASPAA)
Social Work (BSW)	1976	2015 / 2022-2023	Council on Social Work Education
Social Work (MSW)	2017	2019 / 2023	Council on Social Work Education
Theatre	1973	2009 / 2025-2026	National Association of Schools of Theatre
COLLAT SCHOOL OF BUSINESS			
Collat School of Business	1969	2022 / 2027	Association to Advance Collegiate Schools of Business-International
SCHOOL OF DENTISTRY			
School of Dentistry	1948	2014 / 2022	American Dental Association, Commission on Dental Accreditation
ALL SPECIALTY PROGRAMS			
Endodontics	1956	2014 / 2022	American Dental Association, Commission on Dental Accreditation
Maxillofacial Prosthodontics	1973	2014 / 2022	American Dental Association, Commission on Dental Accreditation
Oral and Maxillofacial Surgery	1949	2014 / 2022	American Dental Association, Commission on Dental Accreditation
Orthodontics	1952	2014 / 2022	American Dental Association, Commission on Dental Accreditation
Pediatric Dentistry	1951	2014 / 2022	American Dental Association, Commission on Dental Accreditation
Periodontics	1956	2014 / 2022	American Dental Association, Commission on Dental Accreditation
Prosthodontics	1955	2014 / 2022	American Dental Association, Commission on Dental Accreditation
General Practice Residency	1977	2014 / 2022	American Dental Association, Commission on Dental Accreditation
Advanced Education in General Dentistry	1990	2014 / 2022	American Dental Association, Commission on Dental Accreditation
SCHOOL OF EDUCATION			
School of Education (Teacher Certification Programs)	1969	2022 / 2028	Council for the Accreditation of Educator Preparation
	1969	2022 / 2028	Alabama State Board of Education Approval
Art Education	1992	2016 / 2025-2026	National Association of Schools of Art and Design
Music Education	1991	2013 / 2022-2023	National Association of Schools of Music
Counseling (School and Clinical Mental Health)	1970	2018 / 2020	Council for Accreditation of Counseling and Related Educational Programs (CACREP)
English as Second Language	2020	2020 / 2028	National Recognition by CAEP and a Specialized Professional Association (SPA), Other Languages (TESOL)
Counseling (Marriage, Couples, and Family)	2021	2021 / 2023	Council for the Accreditation of Counseling and Related Professions
SCHOOL OF ENGINEERING			
Biomedical Engineering	2001	2019 / 2025	Engineering Accreditation Commission of ABET
Civil Engineering	1969	2019 / 2025	Engineering Accreditation Commission of ABET
Electrical Engineering	1969	2019 / 2025	Engineering Accreditation Commission of ABET
Materials Engineering	1969	2019 / 2025	Engineering Accreditation Commission of ABET
Mechanical Engineering	1969	2019 / 2025	Engineering Accreditation Commission of ABET
SCHOOL OF HEALTH PROFESSIONS			
CLINICAL AND DIAGNOSTIC SCIENCES DEPARTMENT			
Genetic Counseling	2009	2019 / 2025	American Board of Genetic Counseling
Clinical Laboratory Science	1945	2021 / 2031	National Accrediting Agency for Clinical Laboratory Sciences
Nuclear Medicine Technology	1969	2017 / 2024	Joint Review Committee on Educational Programs in NMT, Department of Education
M.S. Physician Assistant Studies	1967	2022 / 2024	Accreditation Review Commission on Education for the Physician Assistant

UAB PROGRAM ACCREDITATION

PROGRAMS ELIGIBLE FOR ACCREDITATION	YEAR PROGRAM STARTED	MOST RECENT / NEXT EXPECTED ACCREDITATION	ACCREDITATION AGENCY
SCHOOL OF HEALTH PROFESSIONS			
HEALTH SERVICES ADMINISTRATION DEPARTMENT			
Health Administration	1965	2015 / 2022	Commission on Accreditation of Healthcare Management Education (CAHME)
Health Informatics	1991	2020 / 2027	Commission on Accreditation of Health Informatics & Info. Management Education
NUTRITION SCIENCES DEPARTMENT			
Dietetic Internship	1963	2018 / 2026	Accrediting Council for Education in Nutrition and Dietetics (ACEND)
Dietetic Education Program	2016	2022 / 2029	Accrediting Council for Education in Nutrition and Dietetics (ACEND)
OCCUPATIONAL THERAPY DEPARTMENT			
Occupational Therapy (MS & OTD)	1968/2021	2020 / 2022-2023	Accreditation Council for Occupational Therapy Education (CAAHEP)
PHYSICAL THERAPY DEPARTMENT			
Physical Therapy	1975	2020 / 2031	Commission on Accreditation in Physical Therapy Education
UAB Neurologic Residency Program (PT)	2018	2019 / 2024	American Board of Physical Therapy Residency and Fellowship Education
UAB & Therapy South Ortho Res. Prog. (PT)	2020	2022 / 2027	American Board of Physical Therapy Residency and Fellowship Education
UNIVERSITY OF ALABAMA SCHOOL OF MEDICINE			
School of Medicine – Birmingham, Regional Medical Campuses in Huntsville, Montgomery and Tuscaloosa	1859	2014 / 2022	Liaison Committee on Medical Education
Division of Continuing Medical Education	1974	2013 / 2021	Accreditation Council for Continuing Medical Education
UAB University Hospital	1945	2018 / 2021	Joint Commission on Accreditation of Healthcare Organizations
	1945	2019 / 2021	Accreditation Council on Graduate Medical Education (ACGME)
SCHOOL OF NURSING			
SCHOOL OF NURSING			
Bachelor of Science in Nursing	1950	2010 / 2022	Commission on Collegiate Nursing Education
Master of Science in Nursing	1950	2010 / 2022	Commission on Collegiate Nursing Education
Doctor of Nursing Practice	2008	2010 / 2022	Commission on Collegiate Nursing Education
Nurse Anesthesia	1945	2022 / 2022	Council on Accreditation of Nurse Anesthesia Educational Programs
SCHOOL OF OPTOMETRY			
Professional Program (O.D.)	1969	2017 / 2025	American Optometric Association Accreditation Council on Optometric Education
RESIDENCY PROGRAMS			
Cornea and Contact Lenses	1980	2016 / 2025	American Optometric Association Accreditation Council on Optometric Education
Primary Care Optometry	1978	2019 / 2027	American Optometric Association Accreditation Council on Optometric Education
Vision Rehab w/emphasis in Low Vision Rehab. and Ocular Disease at B'ham VAMC	1982	2019 / 2028	American Optometric Association Accreditation Council on Optometric Education
Ocular Disease with emphasis in Primary Care Optometry & Retina at Tuscaloosa VAMC	1979	2019 / 2028	American Optometric Association Accreditation Council on Optometric Education
Ocular Disease w/emphasis in Refractive & Ocular Surgery at Eye Center of Texas (Houston)	2022 (affiliation with UABSO)	2018 / 2026	American Optometric Association Accreditation Council on Optometric Education
Ocular Disease at Omni Eye Services (Atlanta)	1983	2014 / 2023	American Optometric Association Accreditation Council on Optometric Education
Pediatric Optometry at UABSO	1986	2014 / 2023	American Optometric Association Accreditation Council on Optometric Education
Pediatric at Vanderbilt Eye Institute	2020	2021 / 2029	American Optometric Association Accreditation Council on Optometric Education
SCHOOL OF PUBLIC HEALTH			
School of Public Health	1968	2016 / 2023	Council on Education for Public Health
M.P.H. Program	1968	2016 / 2023	Council on Education for Public Health
M.S.P.H. Program	1968	2016 / 2023	Council on Education for Public Health
Dr.P.H. Program	1979	2016 / 2023	Council on Education for Public Health
Ph.D. Program-Biostatistics	1993	2016 / 2023	Council on Education for Public Health
Ph.D. Program-Environmental Health Services	1985	2016 / 2023	Council on Education for Public Health
Ph.D. Program-Epidemiology	1987	2016 / 2023	Council on Education for Public Health
Ph.D. Prog.-Health Education/Promotion (JT/W/UA)	1990	2016 / 2023	Council on Education for Public Health
Ph.D. Program-Health Behavior	2021	N/A / 2023	Council on Education for Public Health
B.S. Program	2013	2016 / 2023	Council on Education for Public Health
M.S. Program	1968	2016 / 2023	Council on Education for Public Health

RESIDENCY AND SUBSPECIALTY TRAINING PROGRAMS AT UAB HOSPITAL

Accredited by Accreditation Council on Graduate Medical Education (as of March 2022)

DEPARTMENT	RESIDENCY PROGRAM	SUBSPECIALTY PROGRAM	MOST RECENT ACCREDITATION
ANESTHESIOLOGY	Anesthesiology	Anesthesiology	2021
		Critical Care Anesthesiology	2021
		Obstetric Anesthesiology	2021
		Pain Management	2021
		Adult Cardiothoracic Anesthesiology	2021
		Pediatric Anesthesiology	2021
DERMATOLOGY	Dermatology	Dermatology	2022
		Dermatology/Pathology	2022
		Procedural Dermatology	2022
EMERGENCY MEDICINE	Emergency Medicine	Emergency Medicine	2022
		Emergency Medical Services	2021
GENETICS	Medical Genetics	Medical Genetics	2021
		Medical Biochemical Genetics	2021
MEDICINE	Internal Medicine	Internal Medicine	2022
		Allergy and Immunology	2022
		Advanced Heart Failure and Transplant Cardiology	2022
		Cardiovascular Disease	2022
		Critical Care Medicine	2020
		Clinical Cardiac Electrophysiology	2022
		Interventional Cardiology	2022
		Endocrinology, Diabetes, & Metabolism	2022
		Gastroenterology	2022
		Geriatric Medicine	2022
		Hematology/Oncology	2022
		Hospice and Palliative Care Medicine	2022
		Infectious Diseases	2022
		Nephrology	2022
		Pulmonary Disease/Critical Care Medicine	2022
		Rheumatology	2022
Transplant Hepatology	2022		
NEUROLOGY	Neurology	Neurology	2022
		Child Neurology	2022
		Epilepsy- Adult	2022
		Epilepsy- Children	2017
		Neuromuscular Medicine	2022
		Vascular Neurology	2022
OBSTETRICS AND GYNECOLOGY	Obstetrics and Gynecology	Obstetrics and Gynecology	2021
		Female Pelvic Medicine and Reconstructive Surgery	2021
		Gynecologic Oncology	2021
		Maternal-Fetal Medicine	2021
OPHTHALMOLOGY	Ophthalmology	Ophthalmology	2022
PATHOLOGY	Pathology	Pathology	2022
		Blood Banking/Transfusion Medicine	2022
		Cytopathology	2022
		Forensic Pathology	2022
		Hematopathology	2022
		Molecular Genetic Pathology	2022
		Neuropathology	2022

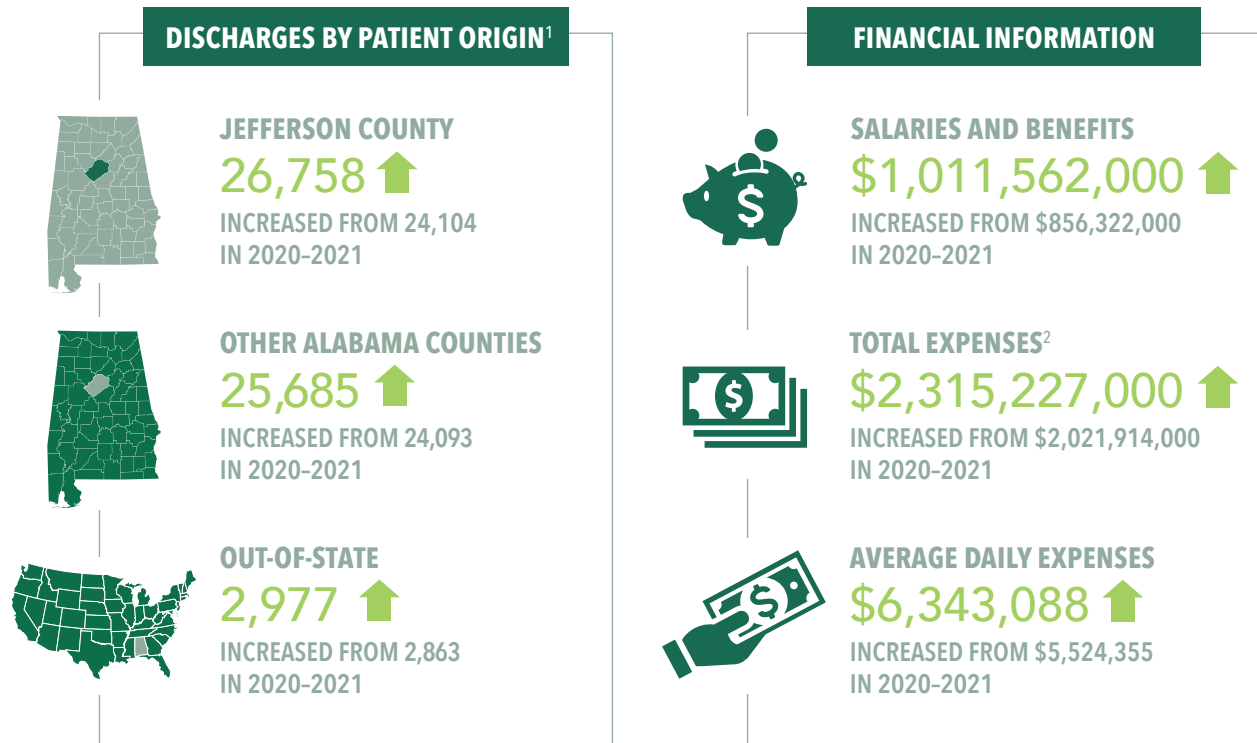
RESIDENCY AND SUBSPECIALTY TRAINING PROGRAMS AT UAB HOSPITAL

Accredited by Accreditation Council on Graduate Medical Education (as of March 2022)

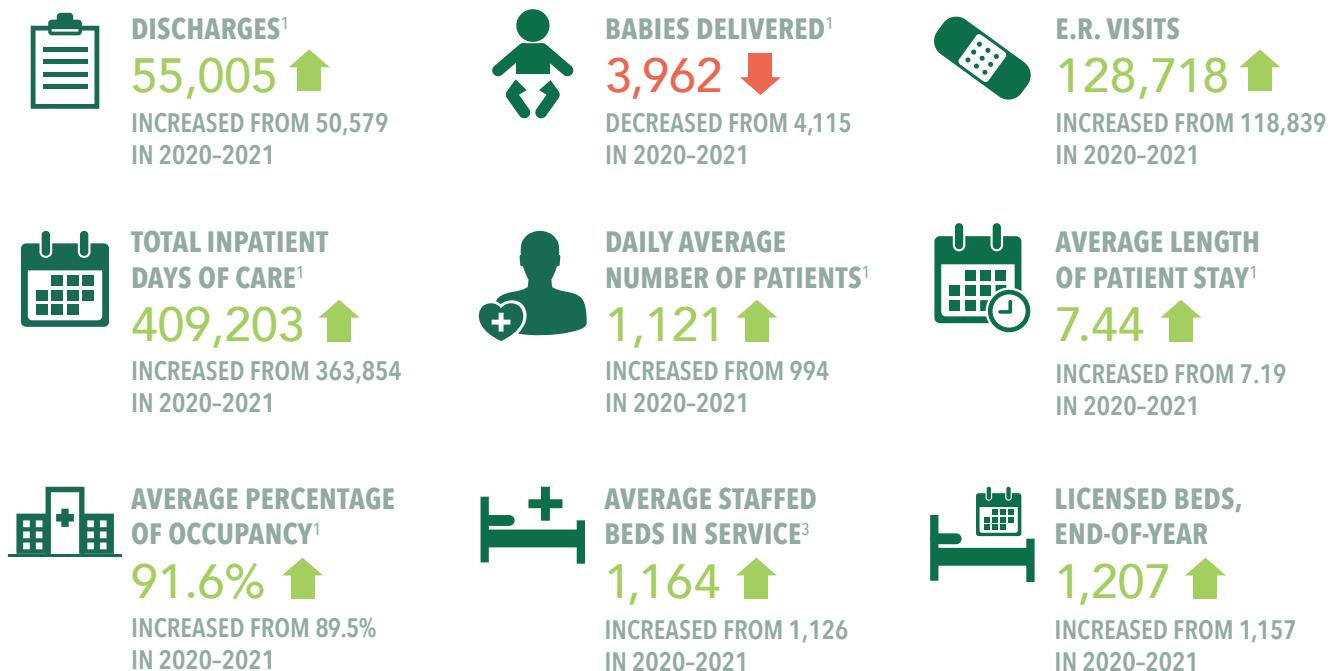
DEPARTMENT	RESIDENCY PROGRAM	SUBSPECIALTY PROGRAM	MOST RECENT ACCREDITATION	
PEDIATRICS	Pediatrics	Pediatrics	2022	
		Adolescent Medicine	2022	
		Neonatal/Perinatal Medicine	2022	
		Pediatric Cardiology	2022	
		Pediatric Critical Care Medicine	2022	
		Pediatric Emergency Medicine	2022	
		Pediatric Endocrinology	2022	
		Pediatric Gastroenterology	2022	
		Pediatric Hematology/Oncology	2022	
		Pediatric Hospital Medicine	2020	
		Pediatric Infectious Diseases	2022	
		Pediatric Nephrology	2022	
		Pediatric Pulmonology	2022	
		Pediatric Rheumatology	2022	
Sleep Medicine	2022			
Medicine/Pediatrics	2022			
PHYSICAL MEDICINE AND REHABILITATION	Physical Medicine and Rehabilitation	Physical Medicine and Rehabilitation	2022	
PSYCHIATRY	Psychiatry	Psychiatry	2022	
		Child & Adolescent Psychiatry	2022	
		Consultation-Liason Psychiatry	2022	
		Geriatric Psychiatry	2022	
RADIATION ONCOLOGY	Radiation Oncology	Radiation Oncology	2022	
RADIOLOGY	Diagnostic Radiology	Diagnostic Radiology	2021	
		Pediatric Radiology	2018	
		Neuroradiology	2021	
		Interventional Radiology-Independent	2020	
	Interventional Radiology-Integrated	Interventional Radiology-Integrated	2021	
Nuclear Medicine	Nuclear Medicine	2022		
SURGERY	General Surgery	General Surgery	2022	
		Colon and Rectal Surgery	2022	
		Pediatric Surgery	2019	
		Plastic Surgery	2022	
		Surgical Critical Care	2022	
		Thoracic and Cardiovascular Surgery	2020	
		Vascular Surgery-Fellowship	2022	
		Vascular Surgery-Integrated	Vascular Surgery-Integrated	2021
		Neurosurgery	Neurosurgery	2022
		Orthopaedic Surgery	Orthopaedic Surgery	2021
	Hand Surgery	2021		
	Otolaryngology	Otolaryngology	2022	
	Urology	Urology	2022	
OTHER CAMPUSES	Family Practice (Huntsville)	Family Practice	2022	
	Family Practice (Selma)	Family Practice	2022	
	Family Practice (Tuscaloosa)	Family Practice	-	
	Internal Medicine (Huntsville)	Internal Medicine	2022	
	Internal Medicine (Montgomery)	Internal Medicine	2022	

UAB HOSPITAL STATISTICAL HIGHLIGHTS FOR 2020–2021

PREVIOUS YEAR COMPARISON



PATIENT INFORMATION¹



¹ Includes transfers for depreciation and interest.

² Does not include transfers for the SOM or Health System.

³ UAB Hospital is currently licensed for 1,207 beds.

UAB LIBRARIES STATISTICAL HIGHLIGHTS¹



¹ Includes Reynolds Historical Library and the UAB Archives.

² As of September 2021. Includes print, electronic and microforms.

³ This number represents total access to online full text and print periodical resources available to UAB students, faculty and staff.

⁴ As of September 30, 2021. Includes fringe benefits for both libraries.

UAB ATHLETICS

The University of Alabama at Birmingham initiated an intercollegiate varsity athletic program in 1978. UAB now participates as a Division I member of the NCAA. Through the 1990-91 season, UAB was a member of the Sun Belt Conference. In 1991, UAB became a charter member of the Great Midwest Conference. In 1995, UAB joined the newly created Conference USA. The Blazers became a football member of Conference USA in the 1999 season. In October of 2021, The American Athletic Conference announced that UAB will join the conference.

DIRECTOR OF ATHLETICS

MARK INGRAM

MEN'S PROGRAMS HEAD COACH

BASEBALL Casey Dunn

BASKETBALL Andy Kennedy

FOOTBALL Bill Clark

GOLF Matt Whall

SOCCER Jeff Kinney

TENNIS Justin DeSanto

WOMEN'S PROGRAMS HEAD COACH

BASKETBALL Randy Norton

BOWLING Michelle Crews

TRACK & FIELD Kurt Thomas

CROSS-COUNTRY Maryn Lowry

GOLF Kari Bellville

RIFLE Lori Goodwin

BEACH VOLLEYBALL Terri Del Conte

SOCCER Erica Demers

SOFTBALL Joe Guthrie

TENNIS Mark Tjia

VOLLEYBALL Betsy Freeburg



SOURCE: UAB Athletics Sports Information

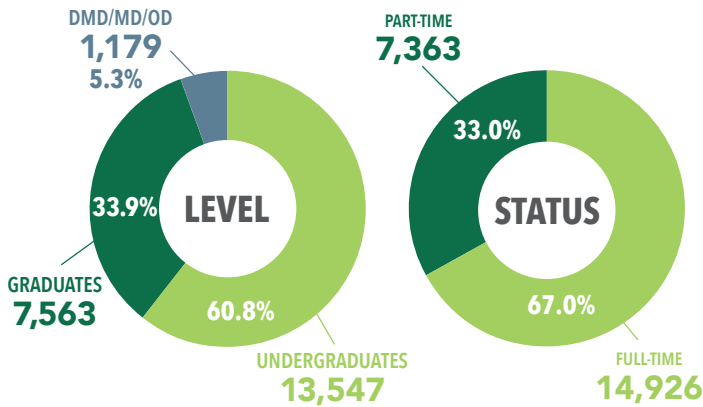
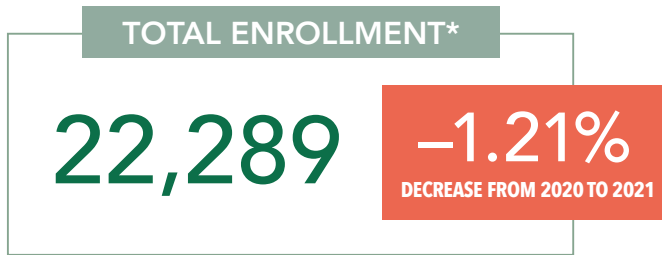
2021-2022 FACTS & FIGURES

STUDENT INFORMATION

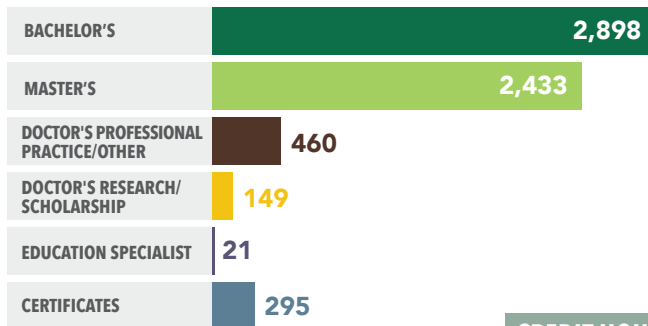


UAB STUDENT DATA

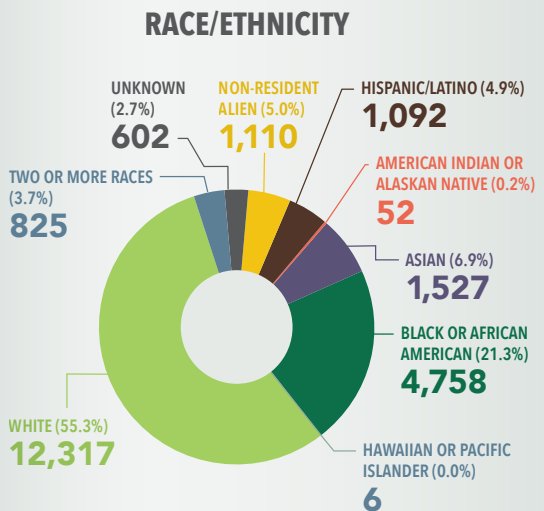
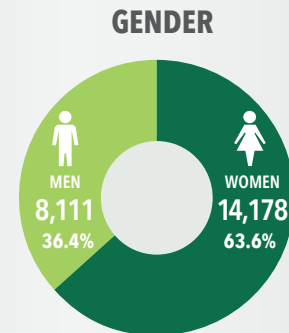
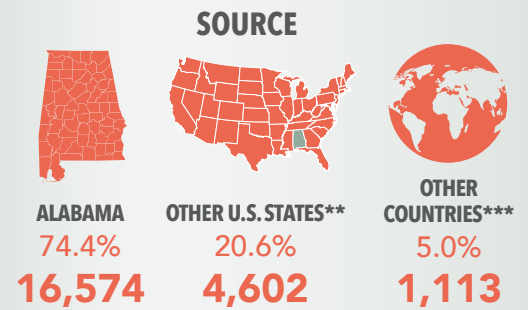
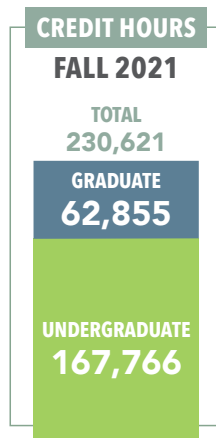
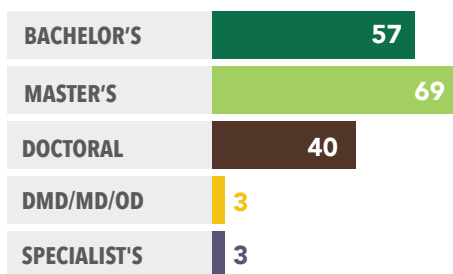
FALL 2021



DEGREES AWARDED 2020-2021



DEGREE PROGRAMS OFFERED

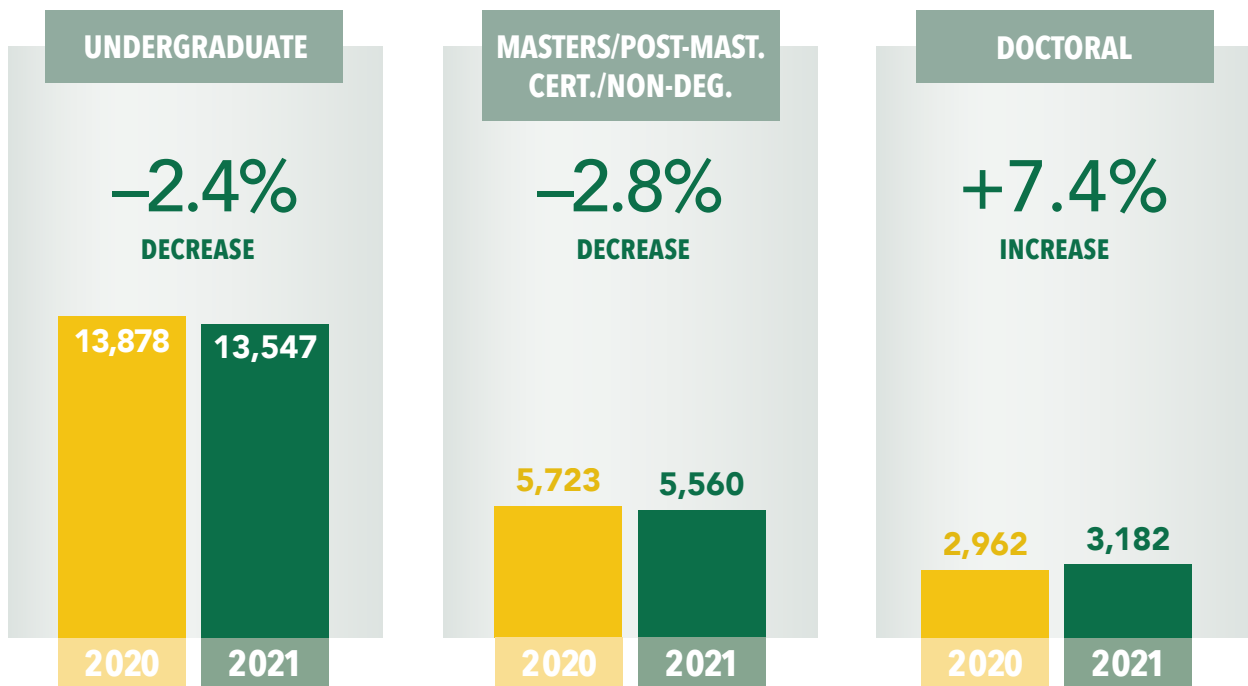
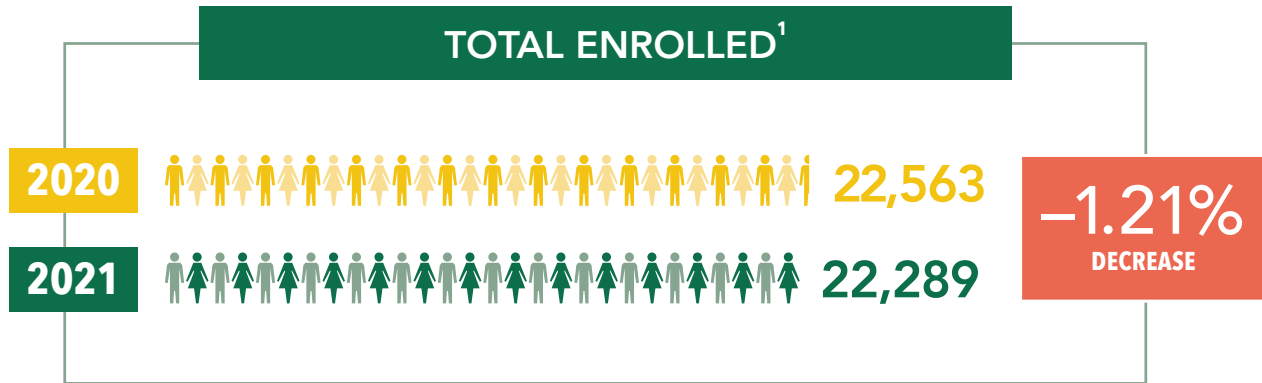


* Does not include 1,457 full-time advanced professionals.
 ** Includes U.S. Territories and Overseas Military Addresses.
 *** Includes U.S. Citizens sourced from outside the United States.

SOURCE: UAB Institutional Effectiveness and Analysis

UAB HEADCOUNT ENROLLMENT REPORT

FALL 2021

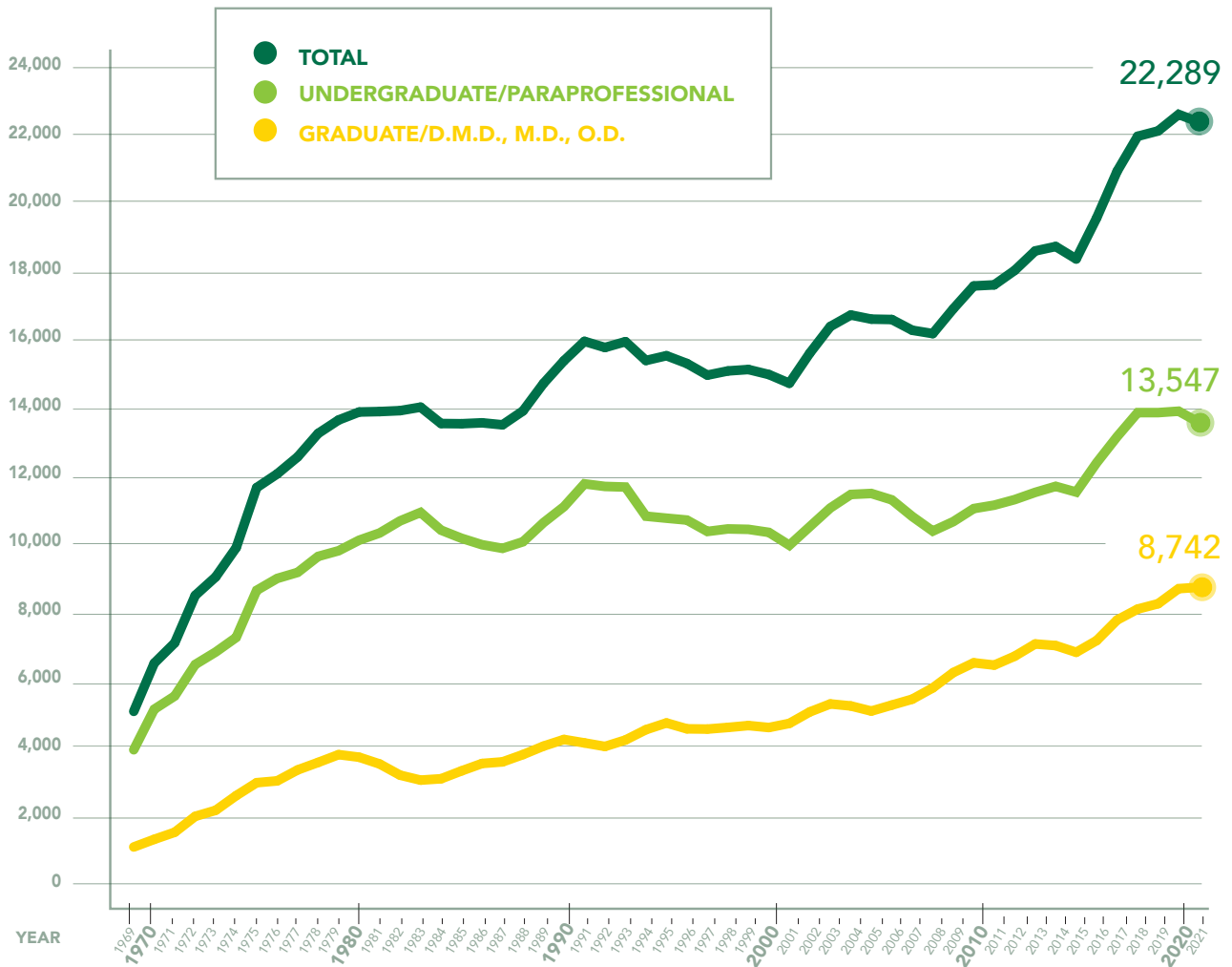


¹ Does not include 1,457 full-time advanced professionals

SOURCE: UAB Institutional Effectiveness and Analysis

UAB HEADCOUNT ENROLLMENT REPORT

FALL 1969–FALL 2021



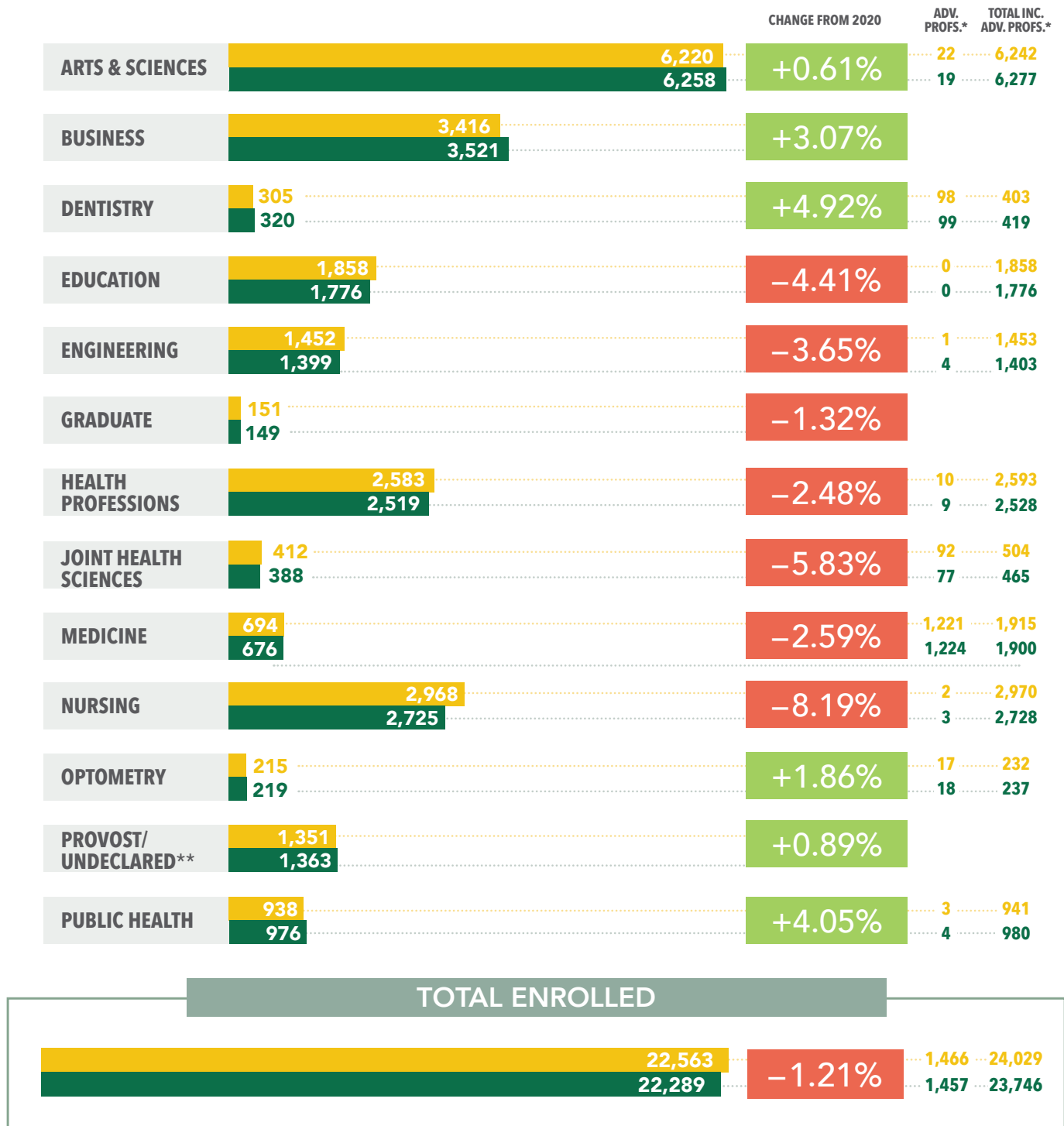
NOTE: Beginning in Fall 1993, figures include students enrolled off campus.

SOURCE: UAB Institutional Effectiveness and Analysis

UAB PREVIOUS YEAR COMPARISON BY SCHOOL

FALL 2021

PREVIOUS YEAR COMPARISON BY SCHOOL ● 2020 ● 2021



* Advanced Professionals are interns, residents, and postdoctoral fellows who are here at UAB to participate in specialized training beyond their academic or professional degrees. They are not included in the official totals for reporting.

** 2021 Provost numbers includes undeclared majors previously reported under CAS, now listed under Provost.

SOURCE: UAB Institutional Effectiveness and Analysis

UAB ENROLLMENT BY SCHOOL AND LEVEL

FALL 2021

	UNDERGRADUATE	MASTERS/ POSTMASTERS/ CERT./NON- DEGREE	DOCTORAL: RESEARCH/ SCHOLARSHIP	DOCTORAL: PROFESSIONAL PRACTICE	TOTAL FOR REPORTING ¹	ADV. PROF.
Arts and Sciences	5,378	623	257	—	6,258	19
Business	2,526	995	—	—	3,521	0
Dentistry	13	1	—	306	320	99
Education	1,073	609	94	—	1,776	0
Engineering	857	443	99	—	1,399	4
Graduate School	—	145	4	—	149	0
Health Professions	1,153	940	136	290	2,519	9
Joint Health Sciences	—	52	336	—	388	77
Medicine	—	—	—	676	676	1,224
Nursing	924	1,136	36	629	2,725	3
Optometry	—	1	21	197	219	18
Provost/Undeclared	1,335	28	—	—	1,363	0
Public Health	288	587	79	22	976	4
TOTAL	13,547	5,560	1,062	2,120	22,289	1,457
GRADUATE TOTAL (EXCLUDING D.M.D., M.D., AND O.D.)	—	—	—	—	7,563	—
D.M.D., M.D. AND O.D. TOTAL	—	—	—	—	1,179	—

¹This total is reported to state and federal agencies and is included in documents such as surveys and questionnaires.

NOTE: This enrollment count is as of the end of September 24, 2021. All counts are for students enrolled in credit courses. Excluded from the count are students who are only auditing courses and persons taking only continuing education or other noncredit courses.

Advanced Professionals are interns, residents, and postdoctoral fellows who are here at UAB to participate in specialized training beyond their academic or professional degrees. For the Schools of Dentistry and Optometry as well as Medicine residents, figures are obtained directly from those schools. The source of the data for Arts and Sciences, Engineering, Health Professions, Joint Health Sciences, Public Health and Medicine postdocs is the Office of Postdoctoral Education.

SOURCE: UAB Institutional Effectiveness and Analysis

UAB ENROLLMENT BY RACE AND GENDER

FULL-TIME AND PART-TIME

FALL 2021

		FULL-TIME STUDENTS				PART-TIME STUDENTS				TOTAL FULL-TIME AND PART-TIME STUDENTS			
		UG.	GRAD.	D.M.D., M.D., O.D.	TOTAL	UG.	GRAD.	D.M.D., M.D., O.D.	TOTAL	UG.	GRAD.	D.M.D., M.D., O.D.	GRAND TOTAL
Non-Resident Alien	Male	160	369	2	531	22	83	–	105	182	452	2	636
	Female	137	249	5	391	23	60	–	83	160	309	5	474
Hispanic/ Latino	Male	278	17	27	322	74	21	–	95	352	38	27	417
	Female	431	38	39	508	121	46	–	167	552	84	39	675
American Indian/Alaskan Native	Male	9	1	1	11	2	5	–	7	11	6	1	18
	Female	9	7	2	18	8	8	–	16	17	15	2	34
Asian	Male	380	53	70	503	56	56	–	112	436	109	70	615
	Female	537	100	110	747	56	109	–	165	593	209	110	912
Black/African American	Male	805	123	25	953	230	186	–	416	1,035	309	25	1,369
	Female	1,682	392	64	2,138	613	638	–	1,251	2,295	1,030	64	3,389
Native Hawaiian/ Pacific Islander	Male	2	–	–	2	1	–	–	1	3	–	–	3
	Female	1	1	–	2	1	–	–	1	2	1	–	3
White	Male	2,093	516	355	2,964	753	806	–	1,559	2,846	1,322	355	4,523
	Female	3,274	1,288	370	4,932	1,046	1,816	–	2,862	4,320	3,104	370	7,794
Two or More Races	Male	183	21	27	231	40	21	–	61	223	42	27	292
	Female	343	43	18	404	84	45	–	129	427	88	18	533
Unknown	Male	33	31	32	96	8	134	–	142	41	165	32	238
	Female	44	97	32	173	8	183	–	191	52	280	32	364
Totals	Male	3,943	1,131	539	5,613	1,186	1,312	–	2,498	5,129	2,443	539	8,111
	Female	6,458	2,215	640	9,313	1,960	2,905	–	4,865	8,418	5,120	640	14,178
TOTAL		10,401	3,346	1,179	14,926	3,146	4,217	–	7,363	13,547	7,563	1,179	22,289

NOTE: Figures do not include full-time advanced professionals.

SOURCE: UAB Institutional Effectiveness and Analysis

UAB ENROLLMENT BY RACE AND LEVEL

FALL 2016–FALL 2021

		FALL 2016		FALL 2017		FALL 2018		FALL 2019		FALL 2020		FALL 2021	
		HEAD-COUNT	% OF TOTAL	HEAD-COUNT	% OF TOTAL	HEAD-COUNT	% OF TOTAL	HEAD-COUNT	% OF TOTAL	HEAD-COUNT	% OF TOTAL	HEAD-COUNT	% OF TOTAL
UNDERGRADUATES	Non-Resident Alien	271	2.2%	350	2.7%	348	2.5%	397	2.9%	388	2.8%	342	2.5%
	Hispanic/Latino	384	3.1%	430	3.3%	463	3.3%	771	5.6%	835	6.0%	904	7.6%
	American Indian/ Alaskan Native	35	0.3%	42	0.3%	45	0.3%	29	0.2%	33	0.2%	28	0.2%
	Asian	730	5.9%	766	5.8%	853	6.2%	917	6.6%	967	7.0%	1,029	7.6%
	Black/African American	3,200	25.9%	3,358	25.6%	3,617	26.1%	3,376	24.4%	3,321	23.9%	3,330	24.6%
	Native Hawaiian/ Pacific Islander	5	0.0%	2	0.0%	2	0.0%	4	0.0%	6	0.0%	5	0.0%
	White	7,119	57.6%	7,541	57.4%	7,790	56.3%	7,648	55.3%	7,595	54.7%	7,166	52.9%
	Two or more Races	474	3.8%	532	4.1%	631	4.6%	615	4.4%	646	4.7%	650	4.8%
	Unknown	151	1.2%	113	0.9%	87	0.6%	79	0.6%	87	0.6%	93	0.7%
	TOTALS	12,369	100%	13,134	100%	13,836	100%	13,836	100%	13,878	100%	13,547	100%
GRADUATES	Non-Resident Alien	504	8.3%	615	9.3%	697	10.1%	707	10.0%	691	9.2%	761	10.1%
	Hispanic/Latino	180	3.0%	212	3.2%	168	2.4%	141	2.0%	143	1.9%	122	1.6%
	American Indian/ Alaskan Native	15	0.2%	15	0.2%	8	0.1%	15	0.2%	24	0.3%	21	0.3%
	Asian	217	3.6%	250	3.8%	278	4.0%	281	4.0%	313	4.2%	318	4.2%
	Black/African American	933	15.4%	1,012	15.3%	1,108	16.0%	1,170	16.5%	1,340	17.8%	1,339	17.7%
	Native Hawaiian/ Pacific Islander	5	0.1%	6	0.1%	4	0.1%	0	0.0%	2	0.0%	1	0.0%
	White	3,939	65.0%	4,174	63.0%	4,343	62.6%	4,429	62.6%	4,646	61.8%	4,426	58.5%
	Hispanic/Latino	166	2.7%	178	2.7%	158	2.3%	131	1.9%	138	1.8%	130	1.7%
	Unknown	99	1.6%	160	2.4%	169	2.4%	203	2.9%	216	2.9%	445	5.9%
	TOTALS	6,058	100%	6,622	100%	6,933	100%	7,077	100%	7,513	100%	7,563	100%
D.M.D., M.D., O.D.	Non-Resident Alien	2	0.2%	5	0.4%	4	0.3%	3	0.3%	5	0.4%	7	0.6%
	Hispanic/Latino	29	2.6%	31	2.7%	41	3.6%	65	5.6%	72	6.1%	66	5.6%
	American Indian/ Alaskan Native	8	0.7%	7	0.6%	6	0.5%	3	0.3%	2	0.2%	3	0.3%
	Asian	147	13.3%	164	14.3%	174	15.1%	182	15.6%	186	15.9%	180	15.3%
	Black/African American	51	4.6%	65	5.7%	70	6.1%	76	6.5%	85	7.3%	89	7.5%
	Native Hawaiian/ Pacific Islander	–	–	–	–	–	–	–	–	–	–	–	–
	White	813	73.4%	815	71.1%	787	68.2%	759	65.0%	725	61.9%	725	61.5%
	Hispanic/Latino	32	2.9%	34	3.0%	39	3.4%	35	3.0%	42	3.6%	45	3.8%
	Unknown	26	2.3%	25	2.2%	33	2.9%	44	3.8%	55	4.7%	64	5.4%
	TOTALS	1,108	100%	1,146	100%	1,154	100%	1,167	100%	1,172	100%	1,179	100%

NOTE: Figures do not include full-time advanced professionals.

SOURCE: UAB Institutional Effectiveness and Analysis

UAB TOTAL STUDENT DEMOGRAPHICS*

FALL 2021

		Full-time		Part-time		Total	
		Number	Percent	Number	Percent	Number	Percent
Total		14,926	67.0%	7,363	33.0%	22,289	100.0%
Gender	Female	9,313	41.8%	4,865	21.8%	14,178	63.6%
	Male	5,613	25.2%	2,498	11.2%	8,111	36.4%
	Unreported	0	0.0%	0	0.0%	0	0.0%
Race/Ethnicity	Non-Resident Alien	922	4.1%	188	0.8%	1,110	5.0%
	Hispanic/Latino	830	3.7%	262	1.2%	1,092	4.9%
	American Indian or Alaskan Native	29	0.1%	23	0.1%	52	0.2%
	Asian	1,250	5.6%	277	1.2%	1,527	6.9%
	Black or African American	3,091	13.9%	1,667	7.5%	4,758	21.3%
	Hawaiian or Pacific Islander	4	0.0%	2	0.0%	6	0.0%
	White	7,896	35.4%	4,421	19.8%	12,317	55.3%
	Two or More Races	635	2.8%	190	0.9%	825	3.7%
	Unknown	269	1.2%	333	1.5%	602	2.7%
Class	Freshman	2,894	13.0%	237	1.1%	3,131	14.0%
	Sophomore	2,284	10.2%	400	1.8%	2,684	12.0%
	Junior	2,488	11.2%	723	3.2%	3,211	14.4%
	Senior	2,644	11.9%	1,168	5.2%	3,812	17.1%
	Post Baccalaureate Degree Seeking	80	0.4%	394	1.8%	474	2.1%
	Post Baccalaureate Non-Degree	8	0.0%	132	0.6%	140	0.6%
	Other Undergraduate	3	0.0%	92	0.4%	95	0.4%
	Graduate Certificate	42	0.2%	169	0.8%	211	0.9%
	Master's	1,948	8.7%	3,208	14.4%	5,156	23.1%
	Post Masters	3	0.0%	34	0.2%	37	0.2%
	Doctoral (excl. D.M.D., M.D., O.D.)	1,318	5.9%	685	3.1%	2,003	9.0%
	Non-Degree Graduate	35	0.2%	121	0.5%	156	0.7%
	D.M.D., M.D., O.D.	1,179	5.3%	0	0.0%	1,179	5.3%
Age	Under 19	2,260	10.1%	86	0.4%	2,346	10.5%
	19-21	6,071	27.2%	494	2.2%	6,565	29.5%
	22-25	3,975	17.8%	1,874	8.4%	5,849	26.2%
	26-30	1,586	7.1%	1,846	8.3%	3,432	15.4%
	31-35	510	2.3%	1,015	4.6%	1,525	6.8%
	Over 35	524	2.4%	2,048	9.2%	2,572	11.5%
	Unknown	0	0.0%	0	0.0%	0	0.0%
	Average Age	22.6		31.4		25.5	
Source	Jefferson County	4,229	19.0%	2,520	11.3%	6,749	30.3%
	Other Metro Area Counties**	2,051	9.2%	1,041	4.7%	3,092	13.9%
	Other Alabama Counties	5,206	23.4%	1,527	6.9%	6,733	30.2%
	Other States***	2,516	11.3%	2,086	9.4%	4,602	20.6%
	Other Countries****	924	4.1%	189	0.8%	1,113	5.0%
	Unknown	0	0.0%	0	0.0%	0	0.0%
College/School	Arts and Sciences	5,129	23.0%	1,129	5.1%	6,258	28.1%
	Business	1,698	7.6%	1,823	8.2%	3,521	15.8%
	Dentistry	320	1.4%	0	0.0%	320	1.4%
	Education	1,079	4.8%	697	3.1%	1,776	8.0%
	Engineering	889	4.0%	510	2.3%	1,399	6.3%
	Graduate	24	0.1%	125	0.6%	149	0.7%
	Health Professions	1,959	8.8%	560	2.5%	2,519	11.3%
	Joint Health Sciences	362	1.6%	26	0.1%	388	1.7%
	Medicine	676	3.0%	0	0.0%	676	3.0%
	Nursing	989	4.4%	1,736	7.8%	2,725	12.2%
	Optometry	216	1.0%	3	0.0%	219	1.0%
	Provost	1,017	4.6%	346	1.6%	1,363	6.1%
	Public Health	568	2.5%	408	1.8%	976	4.4%

* Does not include 1,457 full-time advanced professionals.

** Blount, Shelby, St. Clair and Walker counties.

*** Includes U.S. Territories and Overseas Military Addresses.

**** Includes U.S. Citizens sourced from outside the United States.

SOURCE: UAB Institutional Effectiveness and Analysis

UAB UNDERGRADUATE STUDENT DEMOGRAPHICS

FALL 2021

		Full-time		Part-time		Total	
		Number	Percent	Number	Percent	Number	Percent
Total		10,401	76.8%	3,146	23.2%	13,547	100.0%
Gender	Female	6,458	47.7%	1,960	14.5%	8,418	62.1%
	Male	3,943	29.1%	1,186	8.8%	5,129	37.9%
	Unreported	0	0.0%	0	0.0%	0	0.0%
Race/Ethnicity	Non-Resident Alien	297	2.2%	45	0.3%	342	2.5%
	Hispanic/Latino	709	5.2%	195	1.4%	904	6.7%
	American Indian or Alaskan Native	18	0.1%	10	0.1%	28	0.2%
	Asian	917	6.8%	112	0.8%	1,029	7.6%
	Black or African American	2,487	18.4%	843	6.2%	3,330	24.6%
	Hawaiian or Pacific Islander	3	0.0%	2	0.0%	5	0.0%
	White	5,367	39.6%	1,799	13.3%	7,166	52.9%
	Two or More Races	526	3.9%	124	0.9%	650	4.8%
	Unknown	77	0.6%	16	0.1%	93	0.7%
Class	Freshman	2,894	21.4%	237	1.7%	3,131	23.1%
	Sophomore	2,284	16.9%	400	3.0%	2,684	19.8%
	Junior	2,488	18.4%	723	5.3%	3,211	23.7%
	Senior	2,644	19.5%	1,168	8.6%	3,812	28.1%
	Post Baccalaureate Degree Seeking	80	0.6%	394	2.9%	474	3.5%
	Post Baccalaureate Non-Degree	8	0.1%	132	1.0%	140	1.0%
	Other Undergraduate	3	0.0%	92	0.7%	95	0.7%
Age	Under 19	2,260	16.7%	86	0.6%	2,346	17.3%
	19-21	6,009	44.4%	484	3.6%	6,493	47.9%
	22-25	1,577	11.6%	1,000	7.4%	2,577	19.0%
	26-30	308	2.3%	599	4.4%	907	6.7%
	31-35	123	0.9%	338	2.5%	461	3.4%
	Over 35	124	0.9%	639	4.7%	763	5.6%
	Unknown	0	0.0%	0	0.0%	0	0.0%
	Average Age	20.6		28.8		22.5	
Source	Jefferson County	2,966	21.9%	1,329	9.8%	4,295	31.7%
	Other Metro Area Counties*	1,692	12.5%	629	4.6%	2,321	17.1%
	Other Alabama Counties	4,000	29.5%	783	5.8%	4,783	35.3%
	Other States**	1,444	10.7%	360	2.7%	1,804	13.3%
	Other Countries***	299	2.2%	45	0.3%	344	2.5%
	Unknown	0	0.0%	0	0.0%	0	0.0%
College/School	Arts and Sciences	4,475	33.0%	903	6.7%	5,378	39.7%
	Business	1,528	11.3%	998	7.4%	2,526	18.6%
	Dentistry (Dental Assisting)	13	0.1%	0	0.0%	13	0.1%
	Education	868	6.4%	205	1.5%	1,073	7.9%
	Engineering	738	5.4%	119	0.9%	857	6.3%
	Health Professions	949	7.0%	204	1.5%	1,153	8.5%
	Nursing	585	4.3%	339	2.5%	924	6.8%
	Provost	991	7.3%	344	2.5%	1,335	9.9%
	Public Health	254	1.9%	34	0.3%	288	2.1%

* Blount, Shelby, St. Clair and Walker counties.

** Includes U.S. Territories and Overseas Military Addresses.

*** Includes U.S. Citizens sourced from outside the United States.


SOURCE: UAB Institutional Effectiveness and Analysis

UAB FIRST-TIME FRESHMEN DEMOGRAPHICS

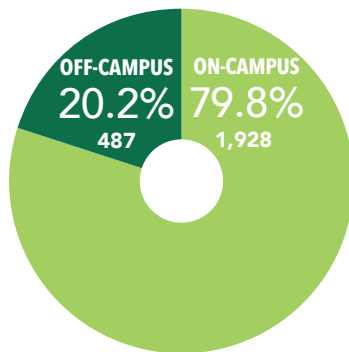
FULL-TIME AND PART-TIME STUDENTS

FALL 2021

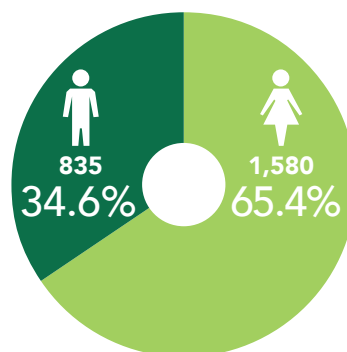
TOTAL ENROLLED



HOUSING



GENDER



AVERAGE AGE

18.2

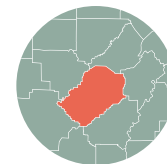
MEAN ACT SCORE

26.5

MEAN HIGH SCHOOL GPA

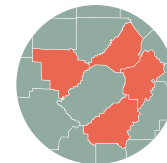
3.82

SOURCE



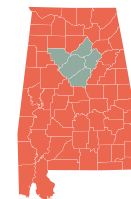
JEFFERSON COUNTY

641



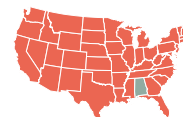
OTHER METRO AREA COUNTIES¹

335



OTHER ALABAMA COUNTIES

1,013



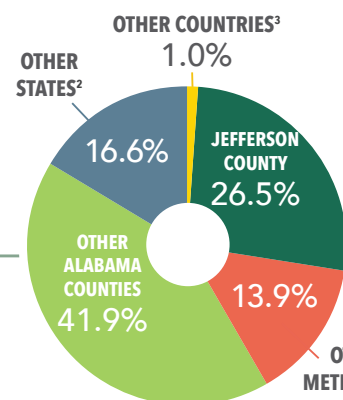
OTHER U.S. STATES²

401



OTHER COUNTRIES³

25



¹Blount, Shelby, St. Clair, and Walker Counties

²Includes U.S. Territories and Overseas Military Addresses.

³Includes U.S. Citizens sourced from outside the United States.

SOURCE: UAB Institutional Effectiveness and Analysis

UAB FIRST-TIME FRESHMEN DEMOGRAPHICS

FALL 2021

		Full-time		Part-time		Total	
		Number	Percent	Number	Percent	Number	Percent
Total		2,361	97.8%	54	2.2%	2,415	100.0%
Gender	Female	1,545	64.0%	35	1.4%	1,580	65.4%
	Male	816	33.8%	19	0.8%	835	34.6%
Race	Nonresident Alien	24	1.0%	1	0.0%	25	1.0%
	Hispanic/Latino	189	7.8%	2	0.1%	191	7.9%
	American Indian or Alaska Native	5	0.2%	1	0.0%	6	0.2%
	Asian	264	10.9%	3	0.1%	267	11.1%
	Black or African-American	617	25.5%	21	0.9%	638	26.4%
	Native Hawaiian or Pacific Islander	0	0.0%	0	0.0%	0	0.0%
	White	1,119	46.3%	25	1.0%	1,144	47.4%
	Two or more races	118	4.9%	1	0.0%	119	4.9%
	Unknown	25	1.0%	0	0.0%	25	1.0%
Race/Gender	Black Female	449	18.6%	17	0.7%	466	19.3%
	White Female	711	29.4%	13	0.5%	724	30.0%
	Black Male	168	7.0%	4	0.2%	172	7.1%
	White Male	408	16.9%	12	0.5%	420	17.4%
Age	Under 19	2,151	89.1%	31	1.3%	2,182	90.4%
	19-21	197	8.2%	8	0.3%	205	8.5%
	22-25	7	0.3%	2	0.1%	9	0.4%
	26-30	4	0.2%	2	0.1%	6	0.2%
	31-35	2	0.1%	5	0.2%	7	0.3%
	Over 35	0	0.0%	6	0.2%	6	0.2%
	Unknown	0	0.0%	0	0.0%	0	0.0%
	Average Age	18.1		23.1		18.2	
Source	Jefferson County	628	26.0%	13	0.5%	641	26.5%
	Other Metro Area Counties*	325	13.5%	10	0.4%	335	13.9%
	Other Alabama Counties	997	41.3%	16	0.7%	1,013	41.9%
	Other States	387	16.0%	14	0.6%	401	16.6%
	Other Countries**	24	1.0%	1	0.0%	25	1.0%
School/Unit	Arts & Sciences	954	39.5%	18	0.7%	972	40.2%
	Business	239	9.9%	19	0.8%	258	10.7%
	Dentistry (Dental Assisting)	8	0.3%	0	0.0%	8	0.3%
	Education	129	5.3%	1	0.0%	130	5.4%
	Engineering	156	6.5%	0	0.0%	156	6.5%
	Health Professions	257	10.6%	2	0.1%	259	10.7%
	Nursing	112	4.6%	2	0.1%	114	4.7%
	Provost	478	19.8%	12	0.5%	490	20.3%
	Public Health	28	1.2%	0	0.0%	28	1.2%
In Campus Housing						1928	79.8%
Mean ACT***							26.5
Mean High School GPA							3.82

Top Ten Feeder High Schools: Hoover (93); Hewitt-Trussville (46); Spain Park (44); James Clemens (43); Vestavia Hills (43); Chelsea (39); Helena (38); Homewood (38); Thompson (36); Gardendale (33).

*Blount, Shelby, St. Clair, and Walker Counties

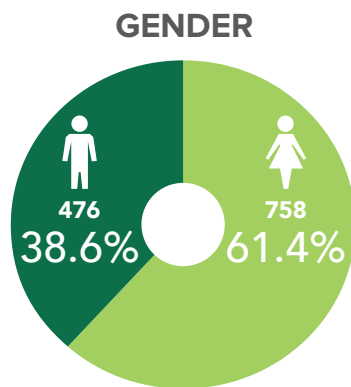
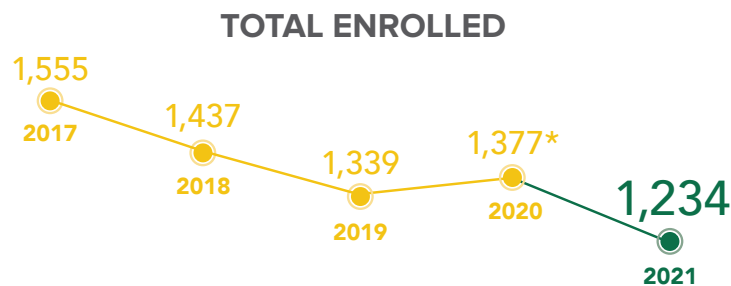
**Includes U.S. Citizens sourced from outside the United States.

SOURCE: UAB Institutional Effectiveness and Analysis

UAB ENTERING UNDERGRADUATE TRANSFER STUDENT DEMOGRAPHICS

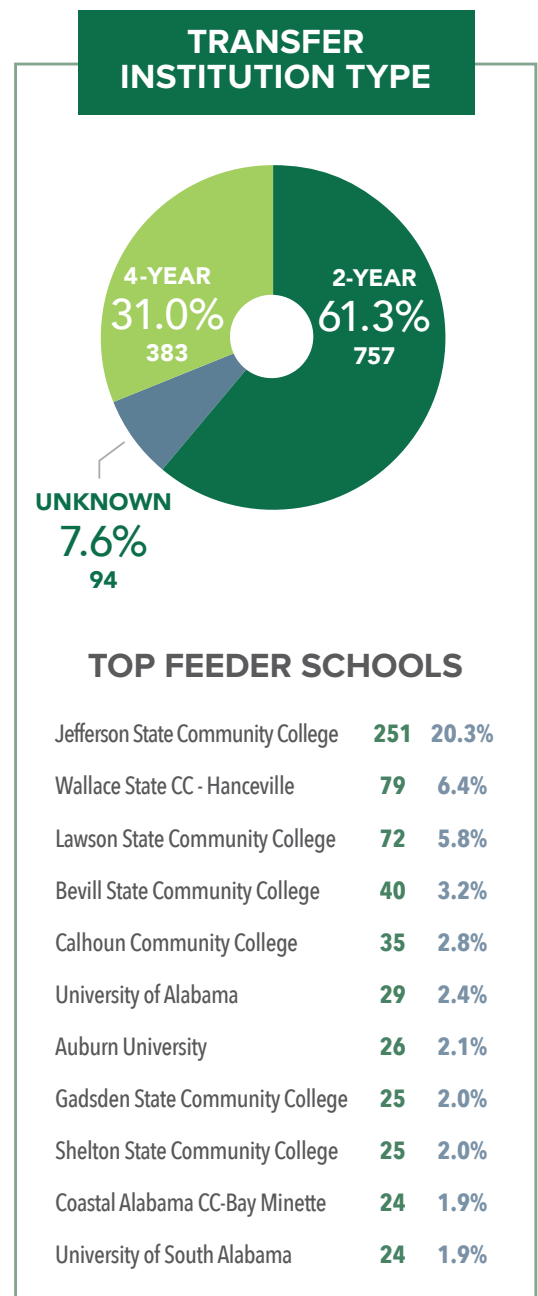
FULL-TIME AND PART-TIME STUDENTS

FALL 2021



INITIAL SCHOOL

Initial School	Count	Percentage
ARTS & SCIENCES	447	36.2%
BUSINESS	338	27.4%
DENTISTRY	4	0.3%
EDUCATION	116	9.4%
ENGINEERING	44	3.6%
HEALTH PROFESSIONS	61	4.9%
NURSING	77	6.2%
PROVOST	137	11.1%
PUBLIC HEALTH	10	0.8%



* Adjustments were made to the Fall 2020 Transfer Cohort in February 2022.

NOTE: Includes transfer students who started summer semester and remained enrolled in fall.

SOURCE: UAB Institutional Effectiveness and Analysis

UAB ENTERING UNDERGRADUATE TRANSFER STUDENT DEMOGRAPHICS

FALL 2021

	Full-Time		Part-Time		Total	
	Number	Percent	Number	Percent	Number	Percent
Total Transfers	815	66.0%	419	34.0%	1,234	100.0%
Gender						
Female	493	40.0%	265	21.5%	758	61.4%
Male	322	26.1%	154	12.5%	476	38.6%
Race/Ethnicity						
Nonresident Alien	20	1.6%	6	0.5%	26	2.1%
Hispanic/Latino	53	4.3%	26	2.1%	79	6.4%
American Indian or Alaska Native	1	0.1%	1	0.1%	2	0.2%
Asian	20	1.6%	5	0.4%	25	2.0%
Black or African American	253	20.5%	104	8.4%	357	28.9%
Native Hawaiian or Other Pacific Islander	0	0.0%	0	0.0%	0	0.0%
White	411	33.3%	264	21.4%	675	54.7%
Two or More Races	54	4.4%	12	1.0%	66	5.3%
Unknown	3	0.2%	1	0.1%	4	0.3%
Race/Gender						
Black or African American Female	166	13.5%	70	5.7%	236	19.1%
White Female	238	19.3%	166	13.5%	404	32.7%
Black or African American Male	87	7.1%	34	2.8%	121	9.8%
White Male	173	14.0%	98	7.9%	271	22.0%
Class at Entry						
Freshman	96	7.8%	42	3.4%	138	11.2%
Sophomore	315	25.5%	120	9.7%	435	35.3%
Junior	330	26.7%	129	10.5%	459	37.2%
Senior	55	4.5%	31	2.5%	86	7.0%
Post Baccalaureate	19	1.5%	97	7.9%	116	9.4%
UAB School						
Arts & Sciences	354	28.7%	93	7.5%	447	36.2%
Business	164	13.3%	174	14.1%	338	27.4%
Dentistry	4	0.3%	0	0.0%	4	0.3%
Education	97	7.9%	19	1.5%	116	9.4%
Engineering	36	2.9%	8	0.6%	44	3.6%
Health Professions	45	3.6%	16	1.3%	61	4.9%
Nursing	10	0.8%	67	5.4%	77	6.2%
Provost	96	7.8%	41	3.3%	137	11.1%
Public Health	9	0.7%	1	0.1%	10	0.8%
Top Feeder Institutions						
Jefferson State Community College	169	13.7%	82	6.6%	251	20.3%
Wallace State Community College-Hanceville	38	3.1%	41	3.3%	79	6.4%
Lawson State Community College-Birmingham	53	4.3%	19	1.5%	72	5.8%
Bevill State Community College-Jasper	26	2.1%	14	1.1%	40	3.2%
Calhoun Community College	24	1.9%	11	0.9%	35	2.8%
University of Alabama	24	1.9%	5	0.4%	29	2.4%
Auburn University	21	1.7%	5	0.4%	26	2.1%
Gadsden State Community College	16	1.3%	9	0.7%	25	2.0%
Shelton State Community College	18	1.5%	7	0.6%	25	2.0%
Coastal Alabama Community College-Bay Minette	17	1.4%	7	0.6%	24	1.9%
University of South Alabama	20	1.6%	4	0.3%	24	1.9%

NOTE: Includes transfer students who started summer semester and remained enrolled in fall.

SOURCE: UAB Institutional Effectiveness and Analysis

UAB GRADUATE STUDENT DEMOGRAPHICS

FALL 2021

		Full-time		Part-time		Total	
		Number	Percent	Number	Percent	Number	Percent
Total		3,346	44.2%	4,217	55.8%	7,563	100.0%
Gender	Female	2215	29.3%	2,905	38.4%	5,120	67.7%
	Male	1131	15.0%	1,312	17.3%	2,443	32.3%
	Unreported	0	0.0%	0	0.0%	0	0.0%
Race/Ethnicity	Non-Resident Alien	618	8.2%	143	1.9%	761	10.1%
	Hispanic/Latino	55	0.7%	67	0.9%	122	1.6%
	American Indian or Alaskan Native	8	0.1%	13	0.2%	21	0.3%
	Asian	153	2.0%	165	2.2%	318	4.2%
	Black or African American	515	6.8%	824	10.9%	1,339	17.7%
	Hawaiian or Pacific Islander	1	0.0%	0	0.0%	1	0.0%
	White	1,804	23.9%	2,622	34.7%	4,426	58.5%
	Two or More Races	64	0.8%	66	0.9%	130	1.7%
	Unknown	128	1.7%	317	4.2%	445	5.9%
Class	Graduate Certificate	42	0.6%	169	2.2%	211	2.8%
	Master's	1,948	25.8%	3,208	42.4%	5,156	68.2%
	Post Masters	3	0.0%	34	0.4%	37	0.5%
	Doctoral (excl. D.M.D, M.D., O.D.)	1,318	17.4%	685	9.1%	2,003	26.5%
	Non-Degree Graduate	35	0.5%	121	1.6%	156	2.1%
Age	Under 19	0	0.0%	0	0.0%	0	0.0%
	19-21	48	0.6%	10	0.1%	58	0.8%
	22-25	1,572	20.8%	874	11.6%	2,446	32.3%
	26-30	1,018	13.5%	1,247	16.5%	2,265	29.9%
	31-35	329	4.4%	677	9.0%	1,006	13.3%
	Over 35	379	5.0%	1,409	18.6%	1,788	23.6%
	Unknown	0	0.0%	0	0.0%	0	0.0%
	Average Age	27.9		33.4		31.0	
Source	Jefferson County	838	11.1%	1,191	15.7%	2,029	26.8%
	Other Metro Area Counties*	265	3.5%	412	5.4%	677	9.0%
	Other Alabama Counties	754	10.0%	744	9.8%	1,498	19.8%
	Other States**	871	11.5%	1,726	22.8%	2,597	34.3%
	Other Countries***	618	8.2%	144	1.9%	762	10.1%
	Unknown	0	0.0%	0	0.0%	0	0.0%
College/School	Arts and Sciences	654	8.6%	226	3.0%	880	11.6%
	Business	170	2.2%	825	10.9%	995	13.2%
	Dentistry	1	0.0%	0	0.0%	1	0.0%
	Education	211	2.8%	492	6.5%	703	9.3%
	Engineering	151	2.0%	391	5.2%	542	7.2%
	Graduate School	24	0.3%	125	1.7%	149	2.0%
	Health Professions	1,010	13.4%	356	4.7%	1,366	18.1%
	Joint Health Sciences	362	4.8%	26	0.3%	388	5.1%
	Nursing	404	5.3%	1,397	18.5%	1,801	23.8%
	Optometry	19	0.3%	3	0.0%	22	0.3%
	Provost	26	0.3%	2	0.0%	28	0.4%
	Public Health	314	4.2%	374	4.9%	688	9.1%

*Blount, Shelby, St. Clair, and Walker counties.

**Includes U.S. Territories and Overseas Military Addresses.

***Includes U.S. Citizens sourced from outside the United States.

SOURCE: UAB Institutional Effectiveness and Analysis

UAB D.M.D., M.D., O.D. STUDENT DEMOGRAPHICS

FALL 2021

		Full-time		Part-time		Total	
		Number	Percent	Number	Percent	Number	Percent
Total		1,179	100.0%	0	0.0%	1,179	100.0%
Gender	Female	640	54.3%	0	0.0%	640	54.3%
	Male	539	45.7%	0	0.0%	539	45.7%
	Unreported	0	0.0%	0	0.0%	0	0.0%
Race/Ethnicity	Non-Resident Alien	7	0.6%	0	0.0%	7	0.6%
	Hispanic/Latino	66	5.6%	0	0.0%	66	5.6%
	American Indian or Alaskan Native	3	0.3%	0	0.0%	3	0.3%
	Asian	180	15.3%	0	0.0%	180	15.3%
	Black or African American	89	7.5%	0	0.0%	89	7.5%
	Hawaiian or Pacific Islander	0	0.0%	0	0.0%	0	0.0%
	White	725	61.5%	0	0.0%	725	61.5%
	Two or More Races	45	3.8%	0	0.0%	45	3.8%
	Unknown	64	5.4%	0	0.0%	64	5.4%
Class	First Year	332	28.2%	0	0.0%	332	28.2%
	Second Year	309	26.2%	0	0.0%	309	26.2%
	Third Year	259	22.0%	0	0.0%	259	22.0%
	Fourth Year	279	23.7%	0	0.0%	279	23.7%
Age	Under 19	0	0.0%	0	0.0%	0	0.0%
	19-21	14	1.2%	0	0.0%	14	1.2%
	22-25	826	70.1%	0	0.0%	826	70.1%
	26-30	260	22.1%	0	0.0%	260	22.1%
	31-35	58	4.9%	0	0.0%	58	4.9%
	Over 35	21	1.8%	0	0.0%	21	1.8%
	Unknown	0	0.0%	0	0.0%	0	0.0%
	Average Age	25.1		N/A		25.1	
Source	Jefferson County	425	36.0%	0	0.0%	425	36.0%
	Other Metro Area Counties*	94	8.0%	0	0.0%	94	8.0%
	Other Alabama Counties	452	38.3%	0	0.0%	452	38.3%
	Other States**	201	17.0%	0	0.0%	201	17.0%
	Other Countries	7	0.6%	0	0.0%	7	0.6%
	Unknown	0	0.0%	0	0.0%	0	0.0%
College/School	Dentistry	306	26.0%	0	0.0%	306	26.0%
	Medicine	676	57.3%	0	0.0%	676	57.3%
	Optometry	197	16.7%	0	0.0%	197	16.7%

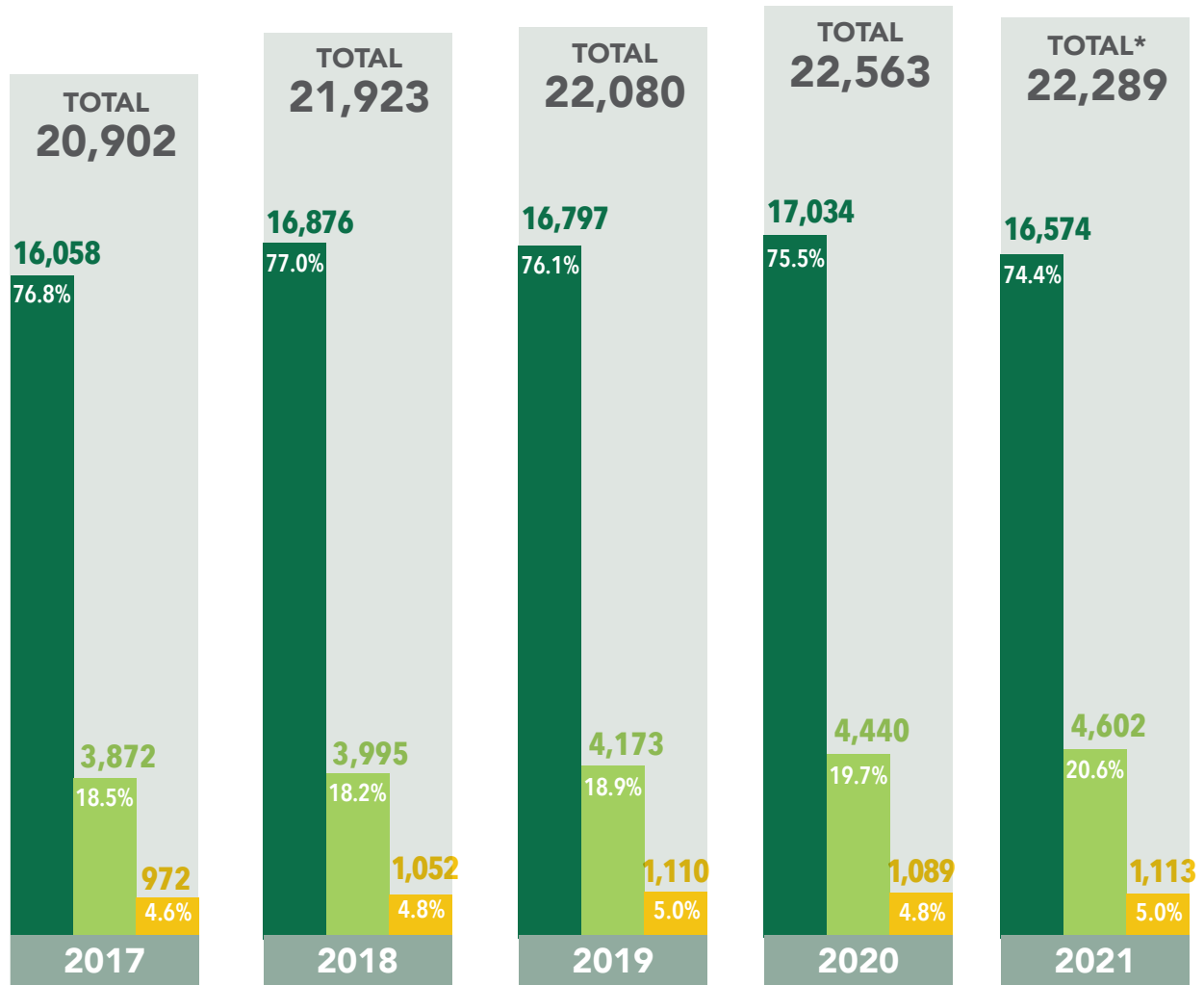
*Blount, Shelby, St. Clair, and Walker counties.

**Includes U.S. Overseas Military Addresses.

SOURCE: UAB Institutional Effectiveness and Analysis

UAB FIVE-YEAR ENROLLMENT BY STUDENT SOURCE

FALL 2017–FALL 2021



● ALABAMA
 ● OTHER U.S. STATES**
 ● OTHER COUNTRIES***

*Does not include 1,457 full-time advanced professionals.
 **Includes U.S. Territories and Overseas Military Addresses.
 ***Includes U.S. Citizens sourced from outside the United States.

	2017	2018	2019	2020	2021
JEFFERSON COUNTY	7,114	7,277	7,932	7,096	6,749
OTHER METRO AREA COUNTIES ¹	3,079	3,161	3,283	3,239	3,092
OTHER ALABAMA COUNTIES	5,865	6,438	6,582	6,699	6,733
OTHER U.S. STATES ²	3,873	3,998	4,173	4,440	4,602
OTHER COUNTRIES ³	971	1,049	1,110	1,089	1,113
TOTAL STUDENTS	20,902	21,923	22,080	22,563	22,289

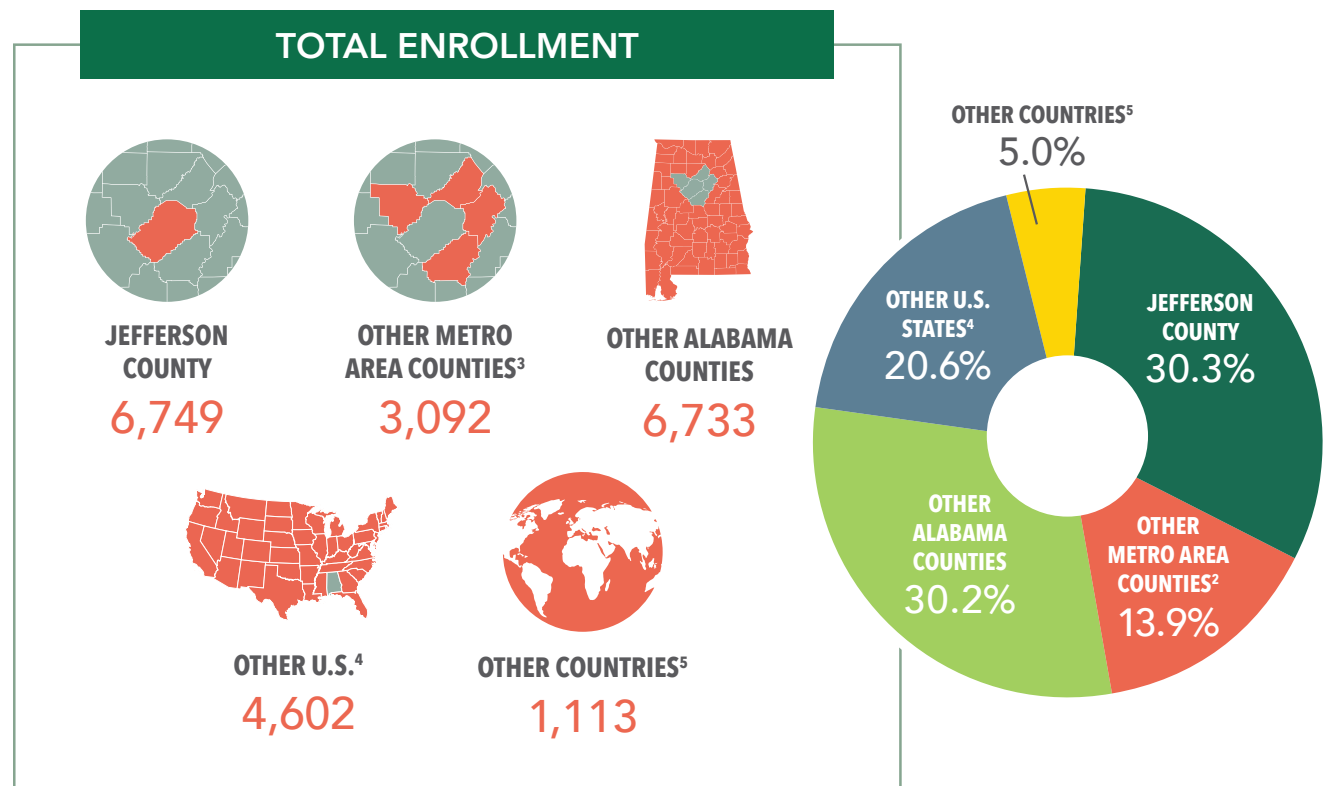
NOTE: Totals do not include advanced professionals.
¹ Blount, Shelby, St. Clair, and Walker counties.
² Includes U.S. Territories and Overseas Military Addresses
³ Includes U.S. Citizens sourced from outside the United States

SOURCE: UAB Institutional Effectiveness and Analysis

UAB ENROLLMENT BY STUDENT SOURCE

FALL 2021

	FRESHMEN	UNDERGRADUATE ¹	GRADUATE	DMD/MD/OD	TOTAL ²
JEFFERSON COUNTY	628	4,295	2,029	425	6,749
OTHER METRO AREA COUNTIES ³	325	2,321	677	94	3,092
OTHER ALABAMA COUNTIES	997	4,783	1,498	452	6,733
OTHER U.S. STATES ⁴	387	1,804	2,597	201	4,602
OTHER COUNTRIES ⁵	24	344	762	7	1,113
TOTAL STUDENTS	2,361	13,547	7,563	1,179	22,289



¹ Includes First-Time Freshmen

² Does not include 1,457 full-time Advanced Professionals

³ Blount, Shelby, St. Clair, and Walker Counties

⁴ Includes U.S. Territories and Overseas Military Addresses

⁵ Includes U.S. Citizens sourced from outside the United States

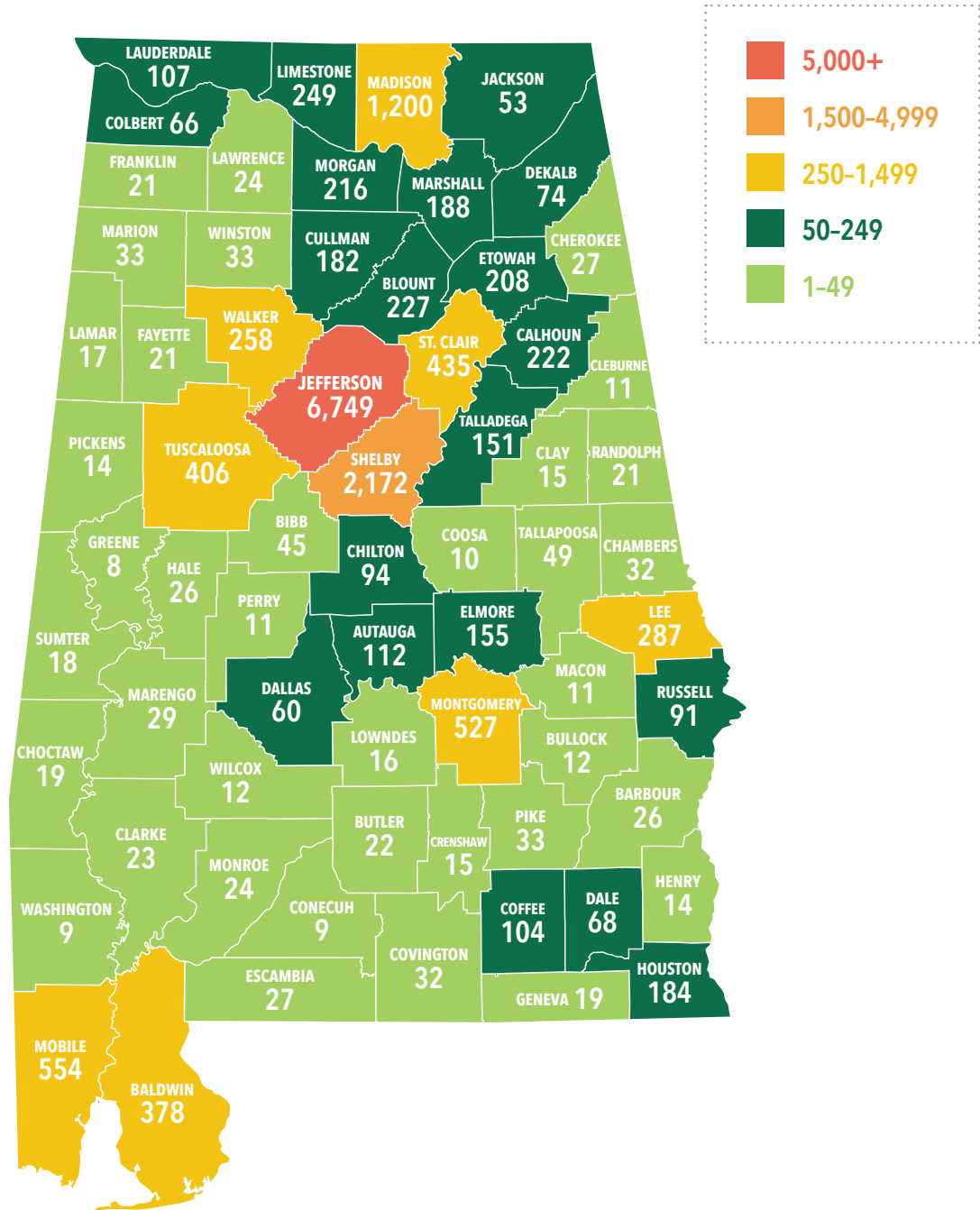
Note: Beginning in 1993, students taking classes off campus are included in the headcount enrollment.

SOURCE: UAB Institutional Effectiveness and Analysis

UAB ENROLLMENT BY STUDENT SOURCE

ALABAMA COUNTIES

FALL 2021

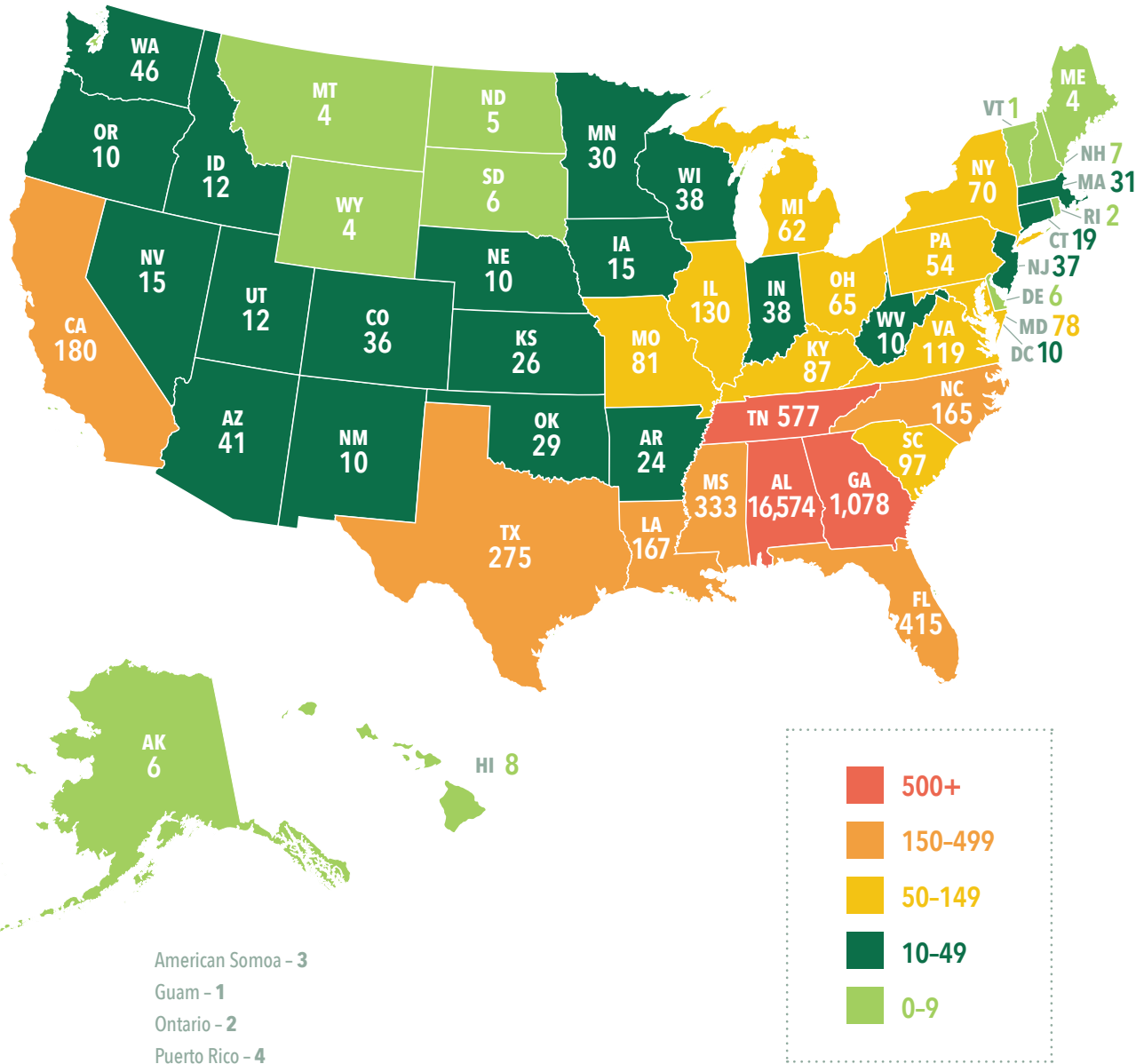


SOURCE: UAB Institutional Effectiveness and Analysis

UAB ENROLLMENT BY STUDENT SOURCE

U.S. STATES

FALL 2021



SOURCE: UAB Institutional Effectiveness and Analysis

UAB ENROLLMENT BY SCHOOL AND CLASS

FALL 2017–FALL 2021

UAB ENROLLMENT BY SCHOOL* FALL 2017-2021					
	2017	2018	2019	2020	2021
Arts and Sciences**	5,437	5,737	6,012	6,220	6,258
Business	3,274	3,432	3,363	3,416	3,521
Dentistry	285	271	299	305	320
Education	1,821	1,775	1,812	1,858	1,776
Engineering	1,471	1,486	1,426	1,452	1,399
Graduate School	148	166	158	151	149
Health Professions	2,242	2,431	2,461	2,583	2,519
Joint Health Sciences	308	324	355	412	388
Medicine	690	694	700	694	676
Nursing	2,742	2,736	2,856	2,968	2,725
Optometry	219	217	207	215	219
Provost/Undeclared	1,532	1,902	1,634	1,351	1,363
Public Health	733	752	797	938	976
TOTAL	20,902	21,923	22,080	22,563	22,289

* Effective January 1, 2010, the Schools of Arts and Humanities, Natural Sciences and Mathematics, and Social and Behavioral Sciences merged and realigned as the College of Arts and Sciences.

** Effective Fall 2016, undergraduates with undeclared majors were moved from the College of Arts and Sciences to Provost.

UAB ENROLLMENT BY CLASS* FALL 2017-2021					
	2017	2018	2019	2020	2021
Freshmen	3,272	3,183	3,230	2,980	3,131
Sophomores	2,552	2,785	2,780	2,904	2,684
Juniors	2,797	3,075	3,147	3,256	3,211
Seniors	3,646	3,580	3,673	3,941	3,812
Other Undergraduates	867	1,213	1,006	797	709
Graduate Certificate	154	184	181	181	211
Master's	4,703	4,914	4,966	5,253	5,156
Educational Specialist	53	46	52	43	37
Doctoral (excl. D.M.D., M.D. & O.D.)	1,417	1,486	1,611	1,790	2,003
Nondegree Graduates	295	303	267	246	156
D.M.D., M.D. & O.D.	1,146	1,154	1,167	1,172	1,179
TOTAL	20,902	21,923	22,080	22,563	22,289

*Figures exclude Advanced Professionals

SOURCE: UAB Institutional Effectiveness and Analysis

UAB ENROLLMENT BY STUDENT LEVEL

FALL 1969–FALL 2021

	Paraprofessional ¹	Undergraduate	Graduate	D.M.D., M.D., & O.D.	Total for Reporting	Advanced Professional ²	Total
1969	88	3,881	564	560	5,093	288	5,381
1970	154	5,001	745	603	6,503	280	6,783
1971	222	5,320	881	674	7,097	342	7,439
1972	232	6,233	1,272	749	8,486	482	8,968
1973	283	6,547	1,379	819	9,028	443	9,471
1974	435	6,821	1,849	778	9,883	461	10,344
1975	512	8,123	2,226	780	11,641	478	12,119
1976	512	8,471	2,192	867	12,042	497	12,539
1977	538	8,622	2,422	958	12,540	582	13,122
1978	624	9,004	2,528	1,071	13,227	572	13,799
1979	565	9,229	2,757	1,070	13,621	593	14,214
1980	484	9,618	2,684	1,068	13,854	594	14,448
1981	523	9,790	2,537	1,017	13,867	607	14,474
1982	498	10,170	2,280	946	13,894	636	14,530
1983	489	10,426	2,165	916	13,996	683	14,679
1984	482	9,914	2,228	893	13,517	683	14,200
1985	386	9,773	2,445	907	13,511	690	14,201
1986	376	9,594	2,675	893	13,538	710	14,248
1987	321	9,543	2,739	876	13,479	766	14,245
1988	334	9,723	2,939	890	13,886	769	14,655
1989	365	10,251	3,154	922	14,692	816	15,508
1990	397	10,688	3,335	936	15,356	930	16,286
1991	439	11,313	3,244	926	15,922	862	16,784
1992	442	11,234	3,126	940	15,742	916	16,658
1993 ³	472	11,186	3,290	965	15,913	875	16,788
1994	137	10,668	3,571	986	15,362	890	16,252
1995	0	10,747	3,746	1,009	15,502	950	16,452
1996	0	10,692	3,595	987	15,274	891	16,165
1997	0	10,358	3,586	989	14,933	917	15,850
1998	0	10,433	3,621	1,002	15,056	960	16,016
1999	0	10,420	3,674	1,004	15,098	983	16,081
2000	0	10,331	3,641	979	14,951	970	15,921
2001	0	9,954	3,766	975	14,695	981	15,676
2002	0	10,501	4,096	982	15,579	937	16,516
2003	0	11,046	4,325	986	16,357	988	17,345
2004	0	11,441	4,275	977	16,693	1,047	17,740
2005	0	11,470	4,135	967	16,572	1,012	17,584
2006	0	11,284	4,302	975	16,561	1,030	17,591
2007	0	10,796	4,449	1,001	16,246	1,084	17,330
2008	0	10,369	4,755	1,025	16,149	1,132	17,281
2009	0	10,646	5,193	1,035	16,874	1,173	18,047
2010	0	11,028	5,483	1,032	17,543	1,160	18,703
2011	0	11,128	5,402	1,045	17,575	1,202	18,777
2012	0	11,291	5,663	1,045	17,999	1,284	19,283
2013	0	11,502	6,005	1,061	18,568	1,256	19,824
2014	0	11,679	5,937	1,082	18,698	1,275	19,973
2015	0	11,511	5,728	1,094	18,333	1,323	19,656
2016	0	12,369	6,058	1,108	19,535	1,302	20,837
2017	0	13,134	6,622	1,146	20,902	1,377	22,279
2018	0	13,836	6,933	1,154	21,923	1,384	23,307
2019	0	13,836	7,077	1,167	22,080	1,437	23,517
2020	0	13,878	7,513	1,172	22,563	1,466	24,029
2021	0	13,547	7,563	1,179	22,289	1,457	23,746

NOTE: "Total for Reporting" is the total reported to state and federal agencies and included in documents such as surveys and questionnaires

¹ The certificate programs in Health Professions were phased out beginning in 1994. Dental Assisting and Dental Lab Tech were eliminated in 1995; Dental Assisting was reinstated in Fall 2000. Students in the certificate programs in EMT (phased out in 2007) and reinstated Dental Assisting are included with undergraduates.

² Advanced Professionals are interns, residents, and postdoctoral fellows who are at UAB to participate in specialized training beyond their academic or professional degrees.

³ Beginning in 1993, students taking classes off campus are included in the headcount enrollment.

SOURCE: UAB Institutional Effectiveness and Analysis

UAB FULL-TIME AND PART-TIME ENROLLMENT BY GENDER

FALL 1987–FALL 2021

Year	Full-time		Part-time		Total		Percent Part-time
	Men	Women	Men	Women	Men	Women	
1987	3,666	4,220	2,439	3,154	6,105	7,374	41%
1988	3,786	4,329	2,492	3,279	6,278	7,608	42%
1989	3,930	4,521	2,650	3,591	6,580	8,112	42%
1990	4,187	4,813	2,677	3,679	6,864	8,492	41%
1991	4,390	5,023	2,759	3,750	7,149	8,773	41%
1992	4,418	5,091	2,699	3,534	7,117	8,625	40%
1993*	4,560	5,201	2,678	3,474	7,238	8,675	39%
1994	4,460	5,146	2,486	3,270	6,946	8,416	37%
1995	4,538	5,334	2,367	3,263	6,905	8,597	36%
1996	4,464	5,467	2,275	3,068	6,739	8,535	35%
1997	4,561	5,385	2,109	2,878	6,670	8,263	33%
1998	4,412	5,657	2,065	2,922	6,477	8,579	33%
1999	4,419	5,778	1,977	2,924	6,396	8,702	32%
2000	4,472	5,920	1,805	2,754	6,277	8,674	30%
2001	4,145	5,515	2,010	3,025	6,155	8,540	34%
2002	4,398	5,908	2,064	3,209	6,462	9,117	34%
2003	4,574	6,340	2,061	3,382	6,635	9,722	33%
2004	4,545	6,655	2,101	3,392	6,646	10,047	33%
2005	4,580	6,746	1,993	3,253	6,573	9,999	32%
2006	4,620	6,729	1,951	3,261	6,571	9,990	31%
2007	4,605	6,590	1,875	3,176	6,480	9,766	31%
2008	4,624	6,473	1,807	3,245	6,431	9,718	31%
2009	4,933	6,715	1,881	3,345	6,814	10,060	31%
2010	5,048	6,839	1,933	3,723	6,981	10,562	32%
2011	4,958	6,706	2,021	3,890	6,979	10,596	34%
2012	5,072	6,893	2,091	3,943	7,163	10,836	34%
2013	5,042	6,919	2,267	4,340	7,309	11,259	36%
2014	5,111	7,223	2,299	4,065	7,410	11,288	34%
2015	4,859	6,953	2,326	4,195	7,185	11,148	36%
2016	5,204	7,487	2,386	4,458	7,590	11,945	35%
2017	5,590	8,144	2,519	4,649	8,109	12,793	34%
2018	5,659	8,561	2,704	4,999	8,363	13,560	35%
2019	5,693	8,909	2,525	4,953	8,218	13,862	34%
2020	5,681	9,199	2,562	5,121	8,243	14,320	34%
2021	5,613	9,313	2,498	4,865	8,111	14,178	33%

NOTE: Totals do not include advanced professionals.

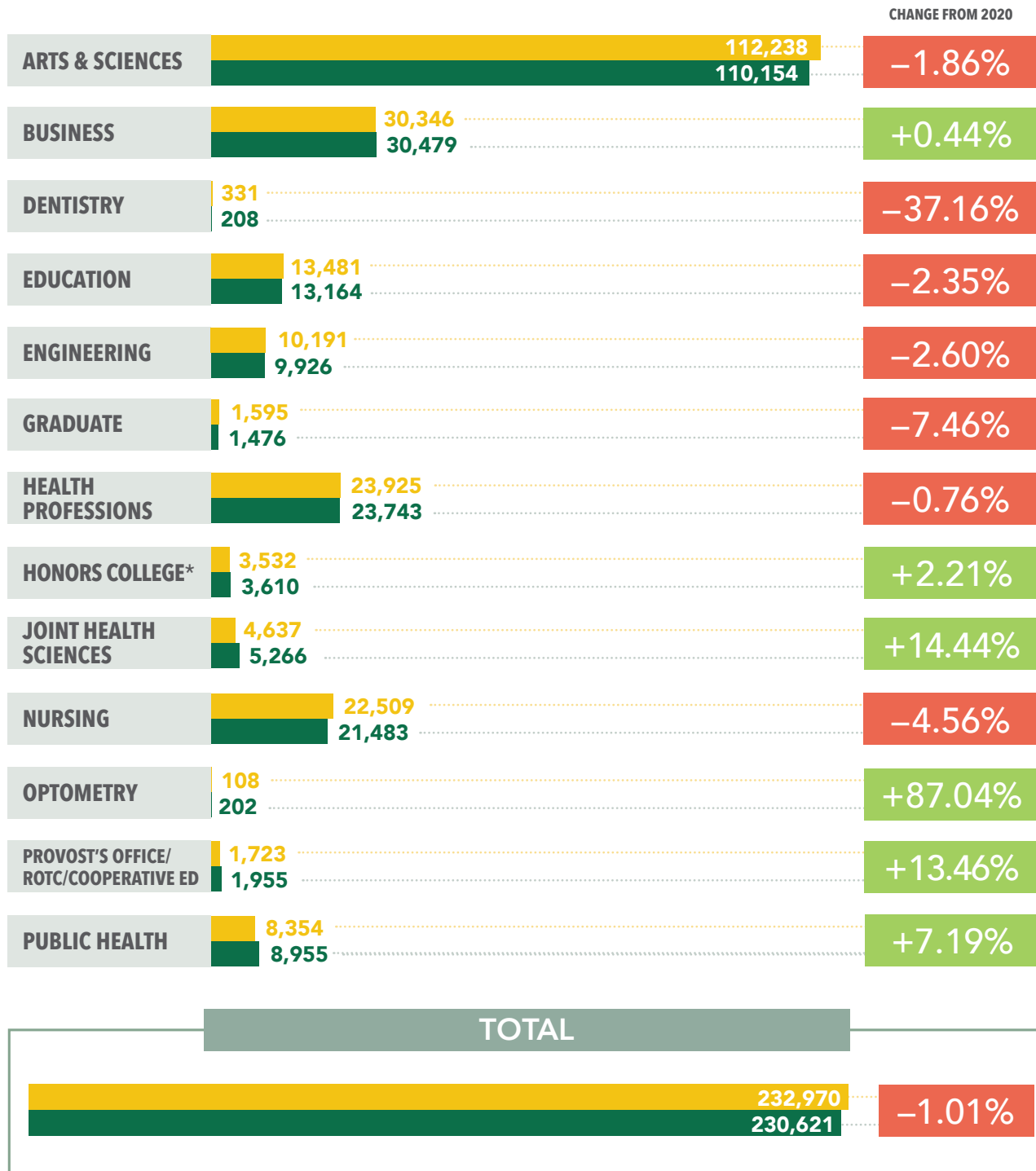
* Beginning in 1993, students taking classes off campus are included in the headcount enrollment.

SOURCE: UAB Institutional Effectiveness and Analysis

UAB CREDIT HOUR PRODUCTION

FALL 2021

PREVIOUS YEAR COMPARISON BY SCHOOL ● 2020 ● 2021



NOTE: M.D., and O.D. programs in Dentistry, Medicine, and Optometry do not generate credit hours.

*Honors College credit hours do not include honors classes taught for course credit in the Honors College by the other schools/college.

SOURCE: UAB Institutional Effectiveness and Analysis

UAB CREDIT HOUR PRODUCTION

FALL 2021

	LOWER DIVISION UNDERGRAD	UPPER DIVISION UNDERGRAD	GRADUATE ONE	GRADUATE TWO	TOTAL
Arts and Sciences	83,727	18,609	5,775	2,043	110,154
Business	9,093	14,642	6,744	0	30,479
Dental Assisting	208	0	0	0	208
Education	3,169	5,341	4,343	311	13,164
Engineering	2,692	3,985	2,713	536	9,926
Graduate School	0	0	727	749	1,476
Health Professions	1,938	6,593	11,368	3,844	23,743
Honors College*	3,063	547	0	0	3,610
Joint Health Sciences	566	1,289	371	3,040	5,266
Nursing	284	7,096	8,189	5,914	21,483
Optometry (Vision Science)	0	0	52	150	202
Provost/ ROTC/ Cooperative Education	1,556	399	0	0	1,955
Public Health	1,691	1,278	5,388	598	8,955
TOTAL	107,987	59,779	45,670	17,185	230,621

NOTE: D.M.D., M.D., and O.D. programs in Dentistry, Medicine, and Optometry do not generate credit hours.

* Honors College credit hours do not include honors courses taught for course credit in the Honors College by the other schools/college.

SOURCE: UAB Institutional Effectiveness and Analysis

UAB ANNUAL CREDIT HOUR PRODUCTION BY SCHOOL

2014–2015 THROUGH 2020–2021

	2014-2015	2015-2016	2016-2017	2017-2018	2018-2019	2019-2020	2020-2021
ARTS AND SCIENCES*							
Lower Division Undergraduate	144,135	141,989	157,081	173,267	177,839	181,883	175,311
Upper Division Undergraduate	36,097	35,954	37,673	38,415	40,823	41,825	44,004
Graduate 1	6,756	5,738	6,649	8,980	9,987	11,135	12,427
Graduate 2	5,027	5,302	4,955	5,427	5,582	6,153	5,547
TOTAL	192,015	188,983	206,358	226,089	234,231	240,996	237,289
BUSINESS							
Lower Division Undergraduate	21,525	21,312	21,539	23,705	23,296	21,861	20,940
Upper Division Undergraduate	29,021	30,478	30,910	32,739	34,381	35,243	35,144
Graduate 1	8,952	9,105	11,385	13,779	14,628	13,812	17,154
Graduate 2	227	172	-	-	-	-	-
TOTAL	59,725	61,067	63,834	70,223	72,305	70,916	73,238
DENTISTRY (DENTAL ASSISTING)							
Lower Division Undergraduate	699	985	850	845	-	588	730
Graduate 1	-	-	-	-	131	102	-
Graduate 2	-	-	-	-	-	-	-
TOTAL	699	985	850	845	131	690	730
EDUCATION							
Lower Division Undergraduate	5,708	5,283	5,396	6,921	6,844	6,478	6,560
Upper Division Undergraduate	10,532	9,938	10,989	11,218	11,169	11,387	12,127
Graduate 1	13,568	12,299	12,670	13,185	12,918	11,752	11,962
Graduate 2	702	826	1,066	919	1,096	842	1,136
TOTAL	30,510	28,346	30,121	32,243	32,027	30,459	31,785
ENGINEERING							
Lower Division Undergraduate	7,081	6,685	6,628	6,260	6,382	5,951	5,864
Upper Division Undergraduate	8,091	9,087	9,791	9,260	8,061	8,152	8,863
Graduate 1	5,656	5,885	6,713	7,567	8,011	7,550	7,283
Graduate 2	1,631	1,663	1,595	1,489	1,409	1,429	1,528
TOTAL	22,459	23,320	24,727	24,576	23,863	23,082	23,538
HEALTH PROFESSIONS							
Lower Division Undergraduate	2,327	2,574	2,804	2,896	3,234	3,189	3,401
Upper Division Undergraduate	13,355	12,648	12,280	13,146	14,899	15,195	15,758
Graduate 1	21,379	25,242	27,259	30,655	31,286	31,567	31,115
Graduate 2	7,488	7,442	7,842	8,054	8,534	8,646	10,343
TOTAL	44,549	47,906	50,185	54,751	57,953	58,597	60,617
JOINT HEALTH SCIENCES							
Lower Division Undergraduate	48	129	123	45	385	391	818
Upper Division Undergraduate	639	680	879	1,167	1,553	2,028	2,454
Graduate 1	310	195	214	191	159	551	893
Graduate 2	8,159	8,030	7,878	7,548	7,696	7,929	8,336
TOTAL	9,156	9,034	9,094	8,951	9,793	10,899	12,501

NOTE: D.M.D., M.D., and O.D. programs in Dentistry, Medicine, and Optometry do not generate credit hours.

SOURCE: UAB Institutional Effectiveness and Analysis, ACHE Credit Hour Production Reports Fall 2014 through Summer 2021

UAB ANNUAL CREDIT HOUR PRODUCTION BY SCHOOL

2014–2015 THROUGH 2020–2021

	2014-2015	2015-2016	2016-2017	2017-2018	2018-2019	2019-2020	2020-2021
NURSING							
Lower Division Undergraduate	538	412	514	416	384	398	318
Upper Division Undergraduate	18,099	18,442	18,598	19,494	20,911	20,979	21,755
Graduate 1	33,798	32,224	35,334	34,161	32,328	33,453	31,302
Graduate 2	2,883	3,453	4,099	5,632	7,272	10,268	13,664
TOTAL	55,318	54,531	58,545	59,703	60,895	65,098	67,039
OPTOMETRY (VISION SCIENCE)							
Upper Division Undergraduate	22	-	4	-	-	-	-
Graduate 1	59	46	45	59	31	92	29
Graduate 2	545	497	486	532	435	347	350
TOTAL	626	543	535	591	466	439	379
PUBLIC HEALTH							
Lower Division Undergraduate	1,478	2,767	2,969	3,758	3,785	3,956	3,973
Upper Division Undergraduate	1,549	1,936	2,692	2,522	2,664	2,754	3,087
Graduate 1	7,221	7,712	8,542	8,552	9,255	10,117	13,549
Graduate 2	1,423	1,175	1,187	1,218	1,176	1,166	1,216
TOTAL	11,671	13,590	15,390	16,050	16,880	17,993	21,825
ROTC/COOPERATIVE ED/PROVOST'S OFFICE/HONORS COLLEGE							
Lower Division Undergraduate	2,438	2,477	3,754	5,524	5,782	6,185	6,118
Upper Division Undergraduate	1,299	1,268	1,532	2,514	3,123	2,504	2,184
TOTAL	3,737	3,745	5,286	8,038	8,905	8,689	8,302
GRADUATE SCHOOL							
Upper Division Undergraduate	-	-	-	-	29	56	82
Graduate 1	-	-	-	6	559	1,388	2,023
Graduate 2	1,366	1,401	1,937	2,399	2,456	2,146	2,039
TOTAL	1,366	1,401	1,937	2,405	3,044	3,590	4,144
TOTAL UAB							
Lower Division Undergraduate	185,977	184,613	201,658	223,637	227,931	230,880	224,033
Upper Division Undergraduate	118,704	120,431	125,348	130,475	137,613	140,123	145,458
Graduate 1	97,699	98,446	108,811	117,135	119,293	121,519	127,737
Graduate 2	29,451	29,961	31,045	33,218	35,656	38,926	44,159
GRAND TOTAL	431,831	433,451	466,862	504,465	520,493	531,448	541,387

NOTE: D.M.D., M.D., and O.D. programs in Dentistry, Medicine, and Optometry do not generate credit hours.

SOURCE: UAB Institutional Effectiveness and Analysis, ACHE Credit Hour Production Reports Fall 2014 through Summer 2021

DEGREES OFFERED AT UAB

<u>CIP Code*/Degree Program</u>		<u>Undergraduate Degrees</u>	<u>Graduate Degrees</u>
COLLEGE OF ARTS AND SCIENCES			
05.0201	African American Studies	B.A. ¹	
45.0201	Anthropology	B.A.	
45.0299	Anthropology of Peace and Human Rights		M.A.
27.0301	Applied Mathematics		Ph.D. ⁵
50.0701	Art	B.A., B.F.A.	
50.0703	Art History		M.A. ²
26.1103	Bioinformatics	B.S.	
26.0101	Biology	B.S.	M.S., Ph.D.
26.0911	Cancer Biology	B.S.	
40.0501	Chemistry	B.S.	M.S., Ph.D.
51.1503	Clinical Medical Social Work		M.S.W.
09.0101	Communication Management		M.A.
09.0101	Communication Studies	B.A.	
11.0101	Computer Science	B.A., B.S.	M.S., Ph.D.
43.0199	Criminal Justice	B.S.	M.S.C.J.
30.1202	Cultural Heritage Studies		M.A.
11.1003	Cyber Security		M.S.
11.0401	Data Science		M.S.
43.0403	Digital Forensics	B.S.	
23.0101	English	B.A.	M.A.
16.0101	Foreign Language & Literatures	B.A.	
43.0406	Forensic Science		M.S.F.S.
24.0102	General Studies	B.G.S.	
26.0801	Genetic and Genomic Sciences	B.S.	
54.0101	History	B.A.	M.A.
26.0507	Immunology	B.S.	
45.9999	International Studies	B.A.	
27.0101	Mathematics	B.S.	M.S.
50.0901	Music	B.A.	
50.0509	Musical Theatre	B.F.A.	
30.0101	Natural Science	B.S.	
26.1501	Neuroscience	B.S.	
38.0101	Philosophy	B.A.	
40.0801	Physics	B.S.	M.S., Ph.D.
45.1001	Political Science	B.A.	
42.0101	Psychology	B.S.	M.A., Ph.D.
44.0401	Public Administration		M.P.A.
44.0701	Social Work	B.S.S.W.	
45.1101	Sociology	B.A.	M.A.
45.1101	Sociology, Medical	B.S.	Ph.D.
50.0501	Theatre	B.A.	
COLLAT SCHOOL OF BUSINESS			
52.0301	Accounting	B.S.	M.Ac.
52.0201	Business Administration		M.B.A.
52.0601	Economics	B.A., B.S.	
52.0701	Entrepreneurship	B.S.	
52.0801	Finance	B.S.	
52.1001	Human Resource Management	B.S.	
52.0299	Industrial Distribution	B.S.	
52.1201	Information Systems	B.S.	
52.0201	Management	B.S.	
52.1201	Management Information Systems		M.S.
52.1401	Marketing	B.S.	
GRADUATE SCHOOL			
30.9999	Intersdisciplinary Graduate Studies		M.A., M.S.
SCHOOL OF DENTISTRY			
51.0401	Dentistry		D.M.D.
51.0501	Dentistry		M.S.

¹ Shared program with the University of Alabama.

² Joint program with the University of Alabama.

³ Joint program with the University of Alabama in Huntsville.

⁴ Shared program with the University of Alabama in Huntsville.

⁵ Joint program with the University of Alabama and the University of Alabama in Huntsville.

*Classification of Instructional Programs developed by the U.S. Department of Education's National Center for Education Statistics.

NOTE: Joint and shared programs are those in which UAB awards the degree. Cooperative programs are those in which students take classes at UAB but the degree is awarded by another institution.

SOURCE: UAB Office of the Registrar as of June 29, 2021

DEGREES OFFERED AT UAB

<u>CIP Code*/Degree Program</u>	<u>Undergraduate Degrees</u>	<u>Graduate Degrees</u>
SCHOOL OF EDUCATION		
13.1302 Arts Education		M.A.Ed.
51.0001 Community Health and Human Services	B.S.	
51.0001 Community Health		M.A.Ed.
51.2207 Community Health Promotion		Ph.D.
13.1101 Counseling		M.A.
13.1210 Early Childhood Education	B.S.	M.A.Ed., Ph.D.
13.0101 Education		Ed.S.
13.0401 Educational Leadership		M.A.Ed., Ed.S., Ed.D. ² ,
13.0101 Educational Studies		M.A.Ed.
30.2301 Educational Studies in Diverse Populations		Ph.D.
13.1202 Elementary Education	B.S.	M.A.Ed.
13.1401 English as a Second Language		M.A.Ed.
13.0406 Higher Education Administration		M.A.Ed.
13.1205 High School Education	B.S.	M.A.Ed.
13.0301 Instructional Design and Development		M.S.
13.1314 Kinesiology	B.S.	M.S.
13.1315 Reading		M.A.Ed.
13.0604 School Psychometry		M.A.Ed.
13.1001 Special Education		M.A.Ed.
13.1401 Teaching English to Speakers of other Languages		Ed.S.
SCHOOL OF ENGINEERING		
14.0501 Biomedical Engineering	B.S.B.M.E.	M.S.B.M.E., Ph.D.
14.0801 Civil Engineering	B.S.C.E.	M.S.C.E., Ph.D. ³
14.0901 Computer Engineering		Ph.D. ⁴
14.1001 Electrical Engineering	B.S.E.E.	
14.4701 Electrical and Computer Engineering		M.S.E.C.E
14.0101 Engineering		M.Eng.
14.0101 Engineering Design	B.S.E.	
14.9999 Engineering Management		M.S.E.M
14.9999 Interdisciplinary Engineering		Ph.D.
14.1801 Materials Engineering	B.S.Mt.E.	M.S.Mt.E., Ph.D. ²
40.1001 Materials Science		Ph.D. ⁵
14.1901 Mechanical Engineering	B.S.M.E.	M.S.M.E.
14.9999 Neuroengineering		Ph.D.
SCHOOL OF HEALTH PROFESSIONS		
51.0701 Administration/Health Services		Ph.D.
30.1901 Biobehavioral Nutrition & Wellness	B.S.	
26.0102 Biomedical and Health Sciences		M.S.
26.0102 Biomedical Sciences	B.S.	
26.1201 Biotechnology		M.S.
51.1005 Clinical Laboratory Science		M.S.
51.1099 Clinical Pathologist Assistant		M.S.
51.1509 Genetic Counseling		M.S.
51.2213 Healthcare Quality and Safety		M.S.
51.0701 Health Administration		M.S.H.A.
51.0701 Health Care Management	B.S.	
51.0701 Healthcare Leadership		D.Sc.
30.0601 Healthcare Simulation		M.S.
51.0799 Health Informatics		M.S.H.I.
51.2205 Health Physics		M.S.
51.9999 Health Services Research		M.S.
51.0905 Nuclear Medicine & Molecular Imaging Science		M.S.
51.3102 Nutrition Sciences		M.S.
30.1901 Nutrition Sciences		Ph.D.
51.2306 Occupational Therapy		M.S., O.T.D.
51.2308 Physical Therapy		D.P.T.
51.0912 Physician Assistant Studies		M.S.P.A.S.
51.2399 Rehabilitation Science		Ph.D.

¹ Shared program with the University of Alabama.

² Joint program with the University of Alabama.

³ Joint program with the University of Alabama in Huntsville.

⁴ Shared program with the University of Alabama in Huntsville.

⁵ Joint program with the University of Alabama and the University of Alabama in Huntsville.

*Classification of Instructional Programs developed by the U.S. Department of Education's National Center for Education Statistics.

NOTE: Joint and shared programs are those in which UAB awards the degree. Cooperative programs are those in which students take classes at UAB but the degree is awarded by another institution.

SOURCE: UAB Office of the Registrar as of June 29, 2021

DEGREES OFFERED AT UAB

<u>CIP Code*/Degree Program</u>	<u>Undergraduate Degrees</u>	<u>Graduate Degree</u>
JOINT HEALTH SCIENCES (Schools of Dentistry and Medicine)		
26.0403 Anatomical Science		M.S.
26.0205 Biochemistry and Molecular Genetics		Ph.D.
26.0401 Cell Biology		Ph.D.
26.0902 Cellular and Molecular Physiology		Ph.D.
26.0806 Genetics		Ph.D.
26.0502 Microbiology		Ph.D.
26.0102 Multidisciplinary Biomedical Science		M.S.
26.1503 Neurobiology		Ph.D.
26.0910 Pathology		Ph.D.
26.1007 Pharmacology and Toxicology		Ph.D.
HEERSINK SCHOOL OF MEDICINE		
51.1201 Medicine		M.D.
SCHOOL OF NURSING		
51.3804 Nurse Anesthesia		M.S.N.
51.3801 Nursing	B.S.N.	M.S.N.
51.3818 Nursing		D.N.P.
51.3808 Nursing		Ph.D.
SCHOOL OF OPTOMETRY		
51.1701 Optometry		O.D.
26.0909 Vision Science		M.S., Ph.D.
SCHOOL OF PUBLIC HEALTH		
26.1102 Biostatistics		M.S., Ph.D.
51.2202 Environmental Health Sciences		Ph.D.
26.1309 Epidemiology		Ph.D.
51.2212 Health Behavior		Ph.D.
51.2201 Public Health	B.S.	M.P.H., M.S.P.H. Dr.P.H.
INTERDISCIPLINARY		
24.0199 Individually Designed Major	B.A./B.S.	

TOTAL UAB DEGREES AVAILABLE

Baccalaureate	57
Master's	69
Specialist's	3
Doctoral	40
D.M.D., M.D., O.D.	3
TOTAL	172

¹ Shared program with the University of Alabama.

² Joint program with the University of Alabama.

³ Joint program with the University of Alabama in Huntsville.

⁴ Shared program with the University of Alabama in Huntsville.

⁵ Joint program with the University of Alabama and the University of Alabama in Huntsville.

*Classification of Instructional Programs developed by the U.S. Department of Education's National Center for Education Statistics.

NOTE: Joint and shared programs are those in which UAB awards the degree. Cooperative programs are those in which students take classes at UAB but the degree is awarded by another institution.

SOURCE: UAB Office of the Registrar as of May 13, 2022

ACADEMIC CERTIFICATES OFFERED AT UAB

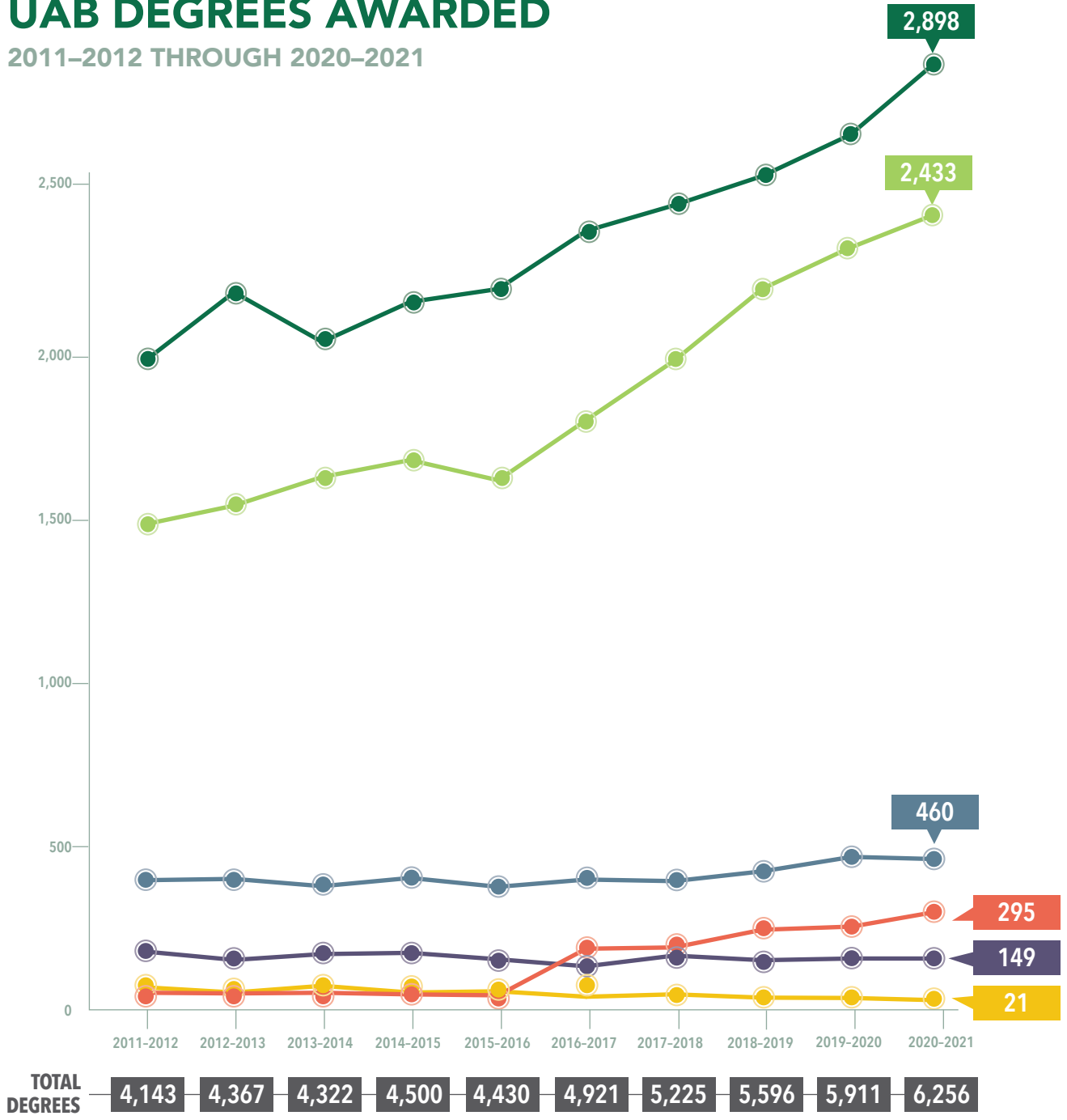
Level	Program
Collat School of Business	
Undergraduate	Accounting
Undergraduate	Enterprise Solutions
Undergraduate	Entrepreneurship
Undergraduate	Information Systems
Undergraduate	Interprofessional Non-Profit Leadership
Undergraduate	Professional Sales
Undergraduate	Social Media
Graduate	Business Analytics with Information Technology
Graduate	Cybersecurity Management
Graduate	Foundations of Business Administration
Graduate	Information Technology Management
Graduate	Social Media
Graduate	Technology Commercialization and Entrepreneurship
College of Arts and Sciences	
Graduate	Bioinformatics
Graduate	Computer Forensics
Graduate	Gerontology
Graduate	Human Services Management (within the MPA)
Graduate	Non-profit Management (within the MPA)
Graduate	Public Management (within the MPA)
Undergraduate	Mental Health
Undergraduate	Spanish for Specific Purposes
Graduate	Science Policy
Graduate	Social & Behavioral Statistics
Undergraduate	Social Science Research Methods
Graduate School	
Graduate	Academic Advising
Graduate	Diversity, Equity, Inclusion & Advocacy
Graduate	Leadership & Professional Development
Graduate	Mentoring and Leadership
Graduate	Research Communication
Graduate	Research Laboratory Management
Graduate	Practitioner Teacher
Graduate	Scholar Teacher
Joint Health Sciences	
Graduate	Translational and Molecular Sciences
School of Dentistry	
Subbaccalarueate	Dental Assisting
Graduate	International Orthodontic Certificate
Graduate	International Pediatric Dentistry Clinical Residency
Graduate	Advanced Dental Esthetics, Restorative & Biomaterials

ACADEMIC CERTIFICATES OFFERED AT UAB

<u>Level</u>	<u>Program</u>
School of Education	
Graduate	Clinical Exercise Physiology
Graduate	Clinical Mental Health Counseling
Graduate	Health Coaching
Graduate	Health Education
Graduate	Health Promotion Across the Lifespan
Graduate	Higher Education Administration
Graduate	Marriage, Couples, and Family Counseling
Graduate	Supporting Individuals with Exceptionalities
Graduate	Teaching Multilingual Learners
School of Engineering	
Undergraduate	Civil Engineering Structural Environmental Transportation Geotechnical
Graduate	Civil Engineering Structural Environmental Transportation Geotechnical
Graduate	Construction Engineering Management
Graduate	Electric Power Systems Engineering
Graduate	Sustainable Engineering
School of Health Professions	
Graduate	Applications of Mixed Methods Research
Graduate	Biotechnology Regulatory Affairs
Graduate	Clinical Informatics
Postbaccalaureate	Dietetic Internship
Graduate	Dietitian Education Program
Graduate	Healthcare Quality and Safety
Graduate	Healthcare Financial Management
Graduate	Healthcare Leadership
Graduate	Healthcare Simulation
Graduate	Health-Focused Patient/Client Management for Physical & Occupational Therapists
Graduate	Low Vision Rehabilitation (within the MS in Occupational Therapy)
Graduate	Nutrition for Community Health
Undergraduate	Research Technician
School of Nursing	
Graduate	Clinical Research Management
School of Public Health	
Graduate	Applied Biostatistics & Epidemiology
Graduate	Global Health
Graduate	Public Health

UAB DEGREES AWARDED

2011-2012 THROUGH 2020-2021



TOTAL DEGREES 4,143 4,367 4,322 4,500 4,430 4,921 5,225 5,596 5,911 6,256



SOURCE: UAB Institutional Effectiveness and Analysis

UAB DEGREES AWARDED BY SCHOOL

1969-1970 THROUGH 2020-2021¹

	1969-70 - 2009-10	2011-12	2012-13	2013-14 ²	2014-15	2015-16 ⁵	2016-17	2017-18	2018-19	2019-20	2020-21	Grand Total
ARTS AND HUMANITIES												
Bachelor's	4,960	-	-	-	-	-	-	-	-	-	-	4,960
Master's	384	-	-	-	-	-	-	-	-	-	-	384
ARTS AND SCIENCES												
Certificates	-	-	-	-	-	-	6	2	4	1	3	16
Bachelor's	916	961	1,033	952	982	881	946	1,000	1,088	1,156	1,241	12,064
Postbaccalaureate Certificates	-	-	-	-	-	-	13	11	11	16	20	71
Master's	137	135	152	185	166	138	135	168	226	244	297	2,144
Doctor's - Research/Scholarship	20	34	27	44	31	36	36	34	39	36	28	400
BUSINESS³												
Certificates	-	-	-	-	-	-	14	25	59	72	66	236
Bachelor's	10,235	333	387	379	401	460	495	454	469	476	575	15,029
Postbaccalaureate Certificates	-	-	-	-	-	-	12	11	13	9	4	49
Master's	4,191	187	167	185	203	254	233	269	332	402	342	6,913
DENTISTRY												
Certificates	608	22	20	21	18	15	23	18	13	-	-	775
Bachelor's	130	-	-	-	-	-	-	-	-	-	-	130
Master's	334	12	15	12	15	11	12	15	11	13	7	472
First Professional	2,234	-	-	-	-	-	-	-	-	-	-	2,234
Doctor's - Professional Practice	52	65	62	54	53	57	65	69	64	75	78	752
EDUCATION												
Bachelor's	7,448	144	192	183	187	178	187	200	202	184	221	9,486
Postbaccalaureate Certificates	-	-	-	-	-	-	2	3	12	25	63	105
Master's	14,142	336	307	243	272	248	213	271	221	231	225	17,016
Educational Specialist	2,128	64	47	69	47	51	33	41	30	29	21	2,596
Doctorates	264	-	-	-	-	-	-	-	-	-	-	264
Doctor's - Professional Practice	1	2	4	4	3	8	4	3	5	1	-	41
Doctor's - Research/Scholarship	8	13	15	17	9	7	9	8	6	12	16	132
ENGINEERING												
Bachelor's	3,304	116	140	119	126	133	168	204	167	152	166	4,906
Postbaccalaureate Certificates	-	-	-	-	-	-	-	-	-	1	0	1
Master's	1,582	134	125	120	152	150	160	158	204	202	211	3,312
Doctorates	176	-	-	-	-	-	-	-	-	-	-	176
Doctor's - Research/Scholarship	6	14	12	14	21	19	10	15	19	22	12	176
GRADUATE SCHOOL												
Postbaccalaureate Certificates	-	-	-	-	-	-	31	24	20	20	26	121
HEALTH PROFESSIONS												
Certificates ⁶	151	-	-	-	-	-	-	2	0	1	2	156
Bachelor's	4,801	126	127	129	173	182	179	192	182	220	216	6,674
Postbaccalaureate Certificates	9,517	23	23	24	22	22	59	78	94	94	103	10,082
Master's	3,730	237	237	252	212	237	351	362	411	423	429	7,097
Doctorates ³	235	-	-	-	-	-	-	-	-	-	-	235
Doctor's - Professional Practice	33	45	41	31	47	49	49	44	50	50	58	535
Doctor's - Research/Scholarship ³	2	8	7	5	12	7	8	15	9	11	18	112
Doctor's - Other	-	-	8	5	6	10	6	8	7	6	-	56
JOINT HEALTH SCIENCES												
Postbaccalaureate Certificates	-	-	-	-	-	-	9	4	3	2	1	19
Master's	344	7	7	4	5	6	4	1	7	26	62	475
Doctorates	1,230	-	-	-	-	-	-	-	-	-	-	1,230
Doctor's - Research/Scholarship	71	75	55	65	74	58	46	56	51	46	56	723
MEDICINE												
Certificates	6	-	-	-	-	-	-	-	-	-	-	6
First Professional	5,915	-	-	-	-	-	-	-	-	-	-	5,915
Doctor's - Professional Practice	164	178	174	161	181	173	173	163	182	186	180	2,075

NOTE: Federal definitions of doctoral degree categories changed in 2009-10.

¹ The federal reporting period for completions is July 1 through June 30.

² Includes 31 masters degrees awarded by School of Health Professions in Saudi Arabia not reported to IPEDS.

³ The Ph.D. degrees awarded in the Administration/Health Services program are awarded jointly by the Schools of Business and Health Professions.

⁴ Prior to 1980-81, degrees in Public Health were earned in the School of Health Professions.

⁵ Total adjusted to remove 89 second major bachelor degrees.

⁶ Category adjusted in 2021 to align with IPEDS Completions reporting of 151 Award Level 4 certificates from 2002-2006.

SOURCE: UAB Institutional Effectiveness and Analysis

UAB DEGREES AWARDED BY SCHOOL

1969–1970 THROUGH 2020–2021¹

	1969-70 - 2009-10	2011-12	2012-13	2013-14 ²	2014-15	2015-16 ⁵	2016-17	2017-18	2018-19	2019-20	2020-21	Grand Total
NATURAL SCIENCES AND MATHEMATICS												
Bachelor's	5,909	-	-	-	-	-	-	-	-	-	-	5,909
Master's	1,215	-	-	-	-	-	-	-	-	-	-	1,215
Doctorates	297	-	-	-	-	-	-	-	-	-	-	297
NURSING												
Bachelor's	6,989	306	316	280	289	322	338	332	346	389	367	10,580
Master's	3,416	323	429	488	531	452	554	600	643	617	686	9,034
Doctorates	406	-	-	-	-	-	-	-	-	-	-	406
Doctor's - Professional Practice	56	61	64	71	59	20	58	53	61	105	92	762
Doctor's - Research/Scholarship	6	10	9	8	5	6	5	11	6	8	6	86
OPTOMETRY												
Bachelor's	331	-	-	-	-	-	-	-	-	-	-	331
Master's	67	4	1	4	0	1	1	1	2	1	0	82
Doctorates	54	-	-	-	-	-	-	-	-	-	-	54
First Professional	1,232	-	-	-	-	-	-	-	-	-	-	1,232
Doctor's - Professional Practice	42	36	37	44	42	48	35	43	47	41	50	508
Doctor's - Research/Scholarship	6	3	5	2	3	5	1	3	5	2	4	40
PUBLIC HEALTH⁴												
Bachelor's	-	-	-	-	7	49	71	81	99	103	112	522
Postbaccalaureate Certificates	-	-	-	-	-	-	13	8	12	11	7	51
Master's	3,149	108	100	135	124	121	140	141	150	173	174	4,646
Doctorates	273	-	-	-	-	-	-	-	-	-	-	273
Doctor's - Professional Practice	10	4	5	2	7	5	3	5	3	3	2	57
Doctor's - Research/Scholarship	10	17	17	11	15	11	11	19	11	14	9	152
SOCIAL AND BEHAVIORAL SCIENCES												
Bachelor's	10,748	-	-	-	-	-	-	-	-	-	-	10,748
Master's	1,344	-	-	-	-	-	-	-	-	-	-	1,344
Doctorates	216	-	-	-	-	-	-	-	-	-	-	216

TOTAL UAB												
<i>Certificates</i>												
<i>(pre-1996, included Award Levels 1, 2, 4, and 6)</i>												
	9,665											9,665
<i>Certificates (post-1995,</i>												
<i>Award Levels 2 & 4)</i>												
	304	22	20	21	18	15	43	47	76	74	71	728
Bachelor's (Award Level 5)	55,771	1,986	2,195	2,042	2,165	2,205	2,384	2,463	2,553	2,680	2,898	81,339
<i>Postbaccalaureate Certificates</i>												
<i>(post-1995, Award Level 6)</i>												
	313	23	23	24	22	22	139	139	165	178	224	1,295
Master's Degree (Award Level 7)	34,035	1,483	1,540	1,628	1,680	1,618	1,803	1,986	2,207	2,332	2,433	54,134
<i>Postmaster's Certificates</i>												
<i>(Award Level 8)</i>												
	2,128	64	47	69	47	51	33	41	30	29	21	2,596
<i>Doctorates</i>												
<i>(formerly Award Level 9)</i>												
	3,151	-	-	-	-	-	-	-	-	-	-	3,151
<i>First Professional</i>												
<i>(formerly Award Level 10)</i>												
	9,381	-	-	-	-	-	-	-	-	-	-	9,381
<i>Doctor's - Professional Practice</i>												
<i>(Award Level 18)</i>												
	358	391	387	367	392	360	387	380	412	461	460	4,730
<i>Doctor's - Research/Scholarship</i>												
<i>(Award Level 17)</i>												
	129	174	147	166	170	149	126	161	146	151	149	1,821
<i>Doctor's - Other (Award Level 19)</i>												
	-	-	8	5	6	10	6	8	7	6	-	56
GRAND TOTAL	115,235	4,143	4,367	4,322	4,500	4,430	4,921	5,225	5,596	5,911	6,256	168,896

NOTE: Federal definitions of doctoral degree categories changed in 2009-10.

¹ The federal reporting period for completions is July 1 through June 30.

² Includes 31 masters degrees awarded by School of Health Professions in Saudi Arabia not reported to IPEDS.

³ The Ph.D. degrees awarded in the Administration/Health Services program are awarded jointly by the Schools of Business and Health Professions.

⁴ Prior to 1980-81, degrees in Public Health were earned in the School of Health Professions.

⁵ Total adjusted to remove 89 second major bachelor degrees.

⁶ Category adjusted in 2021 to align with IPEDS Completions reporting of 151 Award Level 4 certificates from 2002-2006.

SOURCE: UAB Institutional Effectiveness and Analysis

UAB DEGREES CONFERRED

JULY 1, 1969–JUNE 30, 2021

Year*	Bachelor's	Master's	Post Master's	Doctor's	D.M.D., M.D., O.D.	Certificates	Total
1969-70	328	16	0	5	127	68	544
1970-71	498	93	0	18	122	42	773
1971-72	625	197	0	11	136	165	1,134
1972-73	821	346	17	19	150	142	1,495
1973-74	926	459	48	18	178	172	1,801
1974-75	957	610	130	17	317	503	2,534
1975-76	1,041	891	199	8	204	572	2,915
1976-77	1,138	861	162	26	174	438	2,799
1977-78	1,156	783	134	18	211	511	2,813
1978-79	1,180	958	73	21	252	642	3,126
1979-80	1,199	921	134	26	272	774	3,326
1980-81	1,289	928	90	30	285	483	3,105
1981-82	1,195	823	75	28	281	331	2,733
1982-83	1,200	753	51	40	266	373	2,683
1983-84	1,348	605	50	49	254	366	2,672
1984-85	1,379	608	49	41	244	381	2,702
1985-86	1,379	652	52	32	247	346	2,708
1986-87	1,347	625	53	41	237	375	2,678
1987-88	1,406	701	31	54	238	298	2,728
1988-89	1,313	846	20	75	222	266	2,742
1989-90	1,332	804	28	65	233	380	2,842
1990-91	1,324	971	20	95	244	413	3,067
1991-92	1,487	848	34	88	229	430	3,116
1992-93	1,604	842	19	108	243	435	3,251
1993-94	1,582	859	17	107	238	467	3,270
1994-95	1,610	869	58	97	255	292	3,181
1995-96	1,556	940	62	126	252	21	2,957
1996-97	1,720	1,087	49	139	256	20	3,271
1997-98	1,581	998	26	142	241	20	3,008
1998-99	1,528	1,055	34	114	252	21	3,004
1999-2000	1,562	1,051	25	125	254	24	3,041
2000-01	1,646	1,075	31	121	246	25	3,144
2001-02	1,618	1,084	32	125	245	27	3,131
2002-03	1,464	1,060	60	155	250	80	3,069
2003-04	1,575	1,065	37	111	257	55	3,100
2004-05	1,622	1,223	50	138	258	72	3,363
2005-06	1,677	1,098	59	143	261	120	3,358
2006-07	1,814	960	29	192	249	33	3,277
2007-08	1,907	1,098	28	197	245	35	3,510
2008-09	1,916	1,075	20	186	256	27	3,480
2009-10	1,921	1,297	42	229	258	37	3,784
2010-11	1,997	1,389	36	267	261	40	3,990
2011-12	1,986	1,483	64	286	279	45	4,143
2012-13	2,195	1,540	47	269	273	43	4,367
2013-14	2,042	1,628	69	279	259	45	4,322
2014-15	2,165	1,680	47	292	276	40	4,500
2015-16	2,205	1,618	51	241	278	37	4,430
2016-17	2,384	1,803	33	246	273	182	4,921
2017-18	2,463	1,986	41	274	275	186	5,225
2018-19	2,553	2,207	30	272	293	241	5,596
2019-20	2,680	2,332	29	316	302	252	5,911
2020-21	2,898	2,433	21	308	301	295	6,256
Totals Awarded through 2020-21	81,339	54,134	2,596	6,430	12,709	11,688	168,896

*The federal reporting period for completions is July 1 through June 30.

SOURCE: UAB Institutional Effectiveness and Analysis

UAB DOCTORAL DEGREES CONFERRED BY CATEGORY

JULY 1, 2011–JUNE 30, 2021¹

Starting with 2009-10 completions, the U.S. Department of Education divided the classification of doctoral degrees into the following categories.

YEAR	DOCTOR'S PROFESSIONAL PRACTICE ²	DOCTOR'S RESEARCH/SCHOLARSHIP ³	DOCTOR'S OTHER ⁴	TOTAL
2011-2012	391	174	0	565
2012-2013	387	147	8	542
2013-2014	367	166	5	538
2014-2015	392	170	6	568
2015-2016	360	149	10	519
2016-2017	387	126	6	519
2017-2018	380	161	8	549
2018-2019	412	146	7	565
2019-2020	461	151	6	618
2020-2021	460	149	0	609

Note: Fall 2010 through Spring 2020, D.Sc. was reported under Doctor's-Other (19), and Ed.D. was reported under Doctor's-Professional Practice (18), per ACHE guidelines. Beginning in Summer 2020, both degree programs are reported under the Doctor's-Research/Scholarship (17) category, consistent with IPEDS guidelines.

¹ The federal reporting period for completions is July 1 through June 30.

² Doctor's degree - professional practice - A doctor's degree that is conferred upon completion of a program providing the knowledge and skills for the recognition, credential, or license required for professional practice. The degree is awarded after a period of study such that the total time to the degree, including both pre-professional and professional preparation, equals at least six full-time equivalent academic years. Some of these degrees were formerly classified as "first-professional." At UAB, this category includes the following degrees: D.M.D., D.N.P., D.P.T., Dr.P.H., D.Sc.P.T., Ed.D., M.D., O.D.

³ Doctor's degree - research/scholarship - A Ph.D. or other doctor's degree that requires advanced work beyond the master's level, including the preparation and defense of a dissertation based on original research, or the planning and execution of an original project demonstrating substantial artistic or scholarly achievement. At UAB, this category includes the Ph.D.

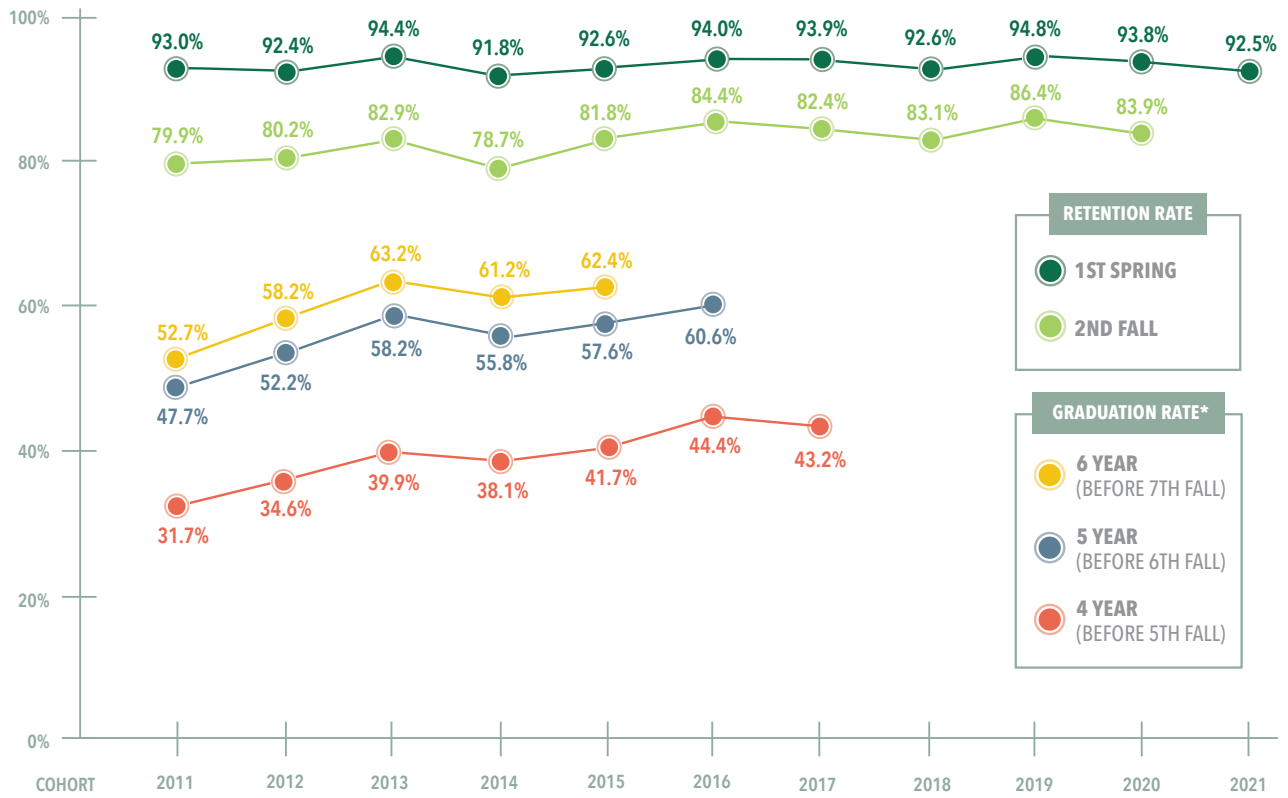
⁴ Doctor's degree - other - A doctor's degree that does not meet the definition of a doctor's degree - research/scholarship or a doctor's degree - professional practice. At UAB, this category includes the D.Sc.

SOURCE: UAB Institutional Effectiveness and Analysis, IPEDS Completions Reports

UAB RETENTION & GRADUATION RATES

FULL-TIME BACCALAUREATE-SEEKING FRESHMEN

2011–2021



*Includes baccalaureate recipients only.

SOURCE: UAB Institutional Effectiveness and Analysis

UAB REQUIRED STUDENT TUITION AND FEES¹

FALL 2021

		RESIDENT CHARGE	NON-RESIDENT CHARGE	DISTANCE LEARNING CHARGE
UNDERGRADUATE PROGRAMS				
ARTS & SCIENCES, JOINT HEALTH SCIENCES AND BUSINESS	Each semester hour of coursework	\$357	\$850	\$441
EDUCATION AND ENGINEERING	Each semester hour of coursework	\$357	\$850	\$441
HEALTH PROFESSIONS, NURSING, AND PUBLIC HEALTH	Each semester hour of coursework	\$421	\$1,005	\$505
DENTAL ASSISTING PROGRAM	Tuition per semester	\$2,133	\$4,936	N/A
DUAL ENROLLMENT PROGRAM (ARTS & SCIENCES AND BUSINESS)	Each semester hour of coursework	\$178.50	\$424.50	\$262.50
DUAL ENROLLMENT PROGRAM (EDUCATION AND ENGINEERING)	Each semester hour of coursework	\$178.50	\$424.50	\$262.50
CAMPUS DINING FEE²	Per semester	\$225	\$225	\$225
GRADUATE PROGRAMS				
ARTS & SCIENCES, BUSINESS, AND THE GRADUATE SCHOOL	Each semester hour of coursework	\$450	\$1,066	\$534
EDUCATION AND ENGINEERING	Each semester hour of coursework	\$450	\$1,066	\$534
HEALTH PROFESSIONS AND NURSING	Each semester hour of coursework	\$572	\$1,363	\$656
PUBLIC HEALTH	Each semester hour of coursework	\$465	\$1,098	\$549
JOINT HEALTH SCIENCES	Each semester hour of coursework	\$433	\$1,026	\$517
MEDICINE	General Tuition (annual charge)	\$29,998	\$62,714	N/A
DENTISTRY	General Tuition - Years 1 & 2 (per term)	\$14,891	\$34,710	N/A
	General Tuition - Year 3 (per term)	\$14,891	\$34,710	N/A
	General Tuition - Year 4 (per term)	\$14,891	\$34,710	N/A
OPTOMETRY	General Tuition (per term)	\$9,286	\$18,004	N/A

¹ Includes Board-approved tuition and fees only.

² The campus dining fee is charged to undergraduates enrolling for 12 hours or more per semester during the fall and spring terms.

SOURCE: University of Alabama Board of Trustees Tuition and Fee Resolution

UAB STUDENT AID FUNDS AVAILABLE

2014–2015 THROUGH 2020–2021

	2014-2015	2015-2016	2016-2017	2017-2018	2018-2019	2019-2020	2020-2021
College Work Study	\$1,156,423	\$1,196,553	\$1,078,423	\$987,861	\$947,879	\$885,764	\$666,278
Federal Perkins Loan	\$1,921,821	\$1,494,849	\$2,047,501	\$1,706,236	0	0	0
Supplemental Educational Opportunity Grant	\$784,650	\$744,520	\$851,000	\$772,567	\$847,378	1,521,569	1,349,933
Subtotal, College Based Aid	\$3,862,894	\$3,435,922	\$3,976,924	\$3,466,664	\$1,795,257	\$2,407,333	\$2,016,211
Pell Grants	\$17,946,057	\$18,071,667	\$19,477,247	\$23,951,486	\$24,491,774	\$23,947,241	\$23,012,828
Health Professional Loans	\$397,500	\$668,000	\$685,138	\$1,109,865	\$930,612	\$998,859	\$831,971
Institutional Funds*	\$37,696,460	\$40,250,646	\$38,712,170	\$55,580,663	\$64,568,272	\$69,206,891	\$75,361,549
Loans							\$217,394
Scholarship Funds	\$37,696,460	\$40,250,646	\$38,712,170	\$55,580,663	\$64,568,272	\$69,206,891	\$75,144,155
Institutional Employment	–	–	–	–	–	–	–
State Funds**	\$527,179	\$576,618	\$793,382	\$749,363	\$987,807	\$1,255,129	\$1,629,630
Private Funds	\$8,930,600	\$8,383,412	\$11,119,621	\$16,056,076	\$13,491,370	\$18,438,011	\$13,161,821
Other Government Grants	\$162,928	\$162,307	\$171,205	\$141,793	\$131,286	\$196,626	\$128,565
Federal Direct Loans	\$137,248,867	\$143,657,488	\$156,045,991	\$166,559,116	\$168,319,723	\$167,022,890	\$167,571,020
Federal Direct Subsidized Loan (need-based)	\$21,746,814	\$21,644,370	\$22,888,786	\$24,266,177	\$23,819,137	\$22,588,579	\$20,000,232
Federal Direct Unsubsidized Loan (non-need)	\$98,427,157	\$99,687,617	\$105,066,680	\$110,879,827	\$110,639,047	\$108,550,546	\$112,294,870
Federal Direct Parent Loan (PLUS) (non-need)	\$6,395,579	\$8,899,380	\$10,833,484	\$11,477,951	\$13,619,577	\$13,272,008	\$10,678,062
Federal Direct Grad PLUS (non-need)	\$10,679,317	\$13,426,121	\$17,257,041	\$19,935,161	\$20,241,962	\$22,611,757	\$24,597,856
Total Funds	\$206,772,485	\$215,206,060	\$230,981,678	\$267,615,026	\$274,716,101	\$283,472,980	\$283,713,595
Percent Change from Previous Year	-5%	4%	7%	16%	3%	3%	0%
Unduplicated Number of Recipients	15,352	15,450	16,613	16,365	18,288	19,291	19,705
Percent Change from Previous Year	3%	1%	8%	-1%	12%	5%	2%
Unduplicated Number of Applicants	29,332	27,864	29,289	33,855	31,605	32,488	33,532
Percent Change from Previous Year	0%	-5%	5%	16%	-7%	3%	3%

* Includes institutional employment.

** Includes state funded scholarships awarded to UAB students in Dentistry, Medicine, and Optometry.

NOTE: Data is for federal years, July through June.

SOURCE: UAB Office of Financial Aid, Office of Human Resource Management Information Systems

UAB FULL-TIME BACCALAUREATE-SEEKING FRESHMEN COHORTS

GRADUATION AND SUCCESS RATES WITH SELECTED VARIABLES

COHORTS 2008–2017, AS OF SUMMER 2021

	2008	2009	2010	2011	2012	2013	2014	2015	2016	2017
MEAN ACT	23.1	24.3	24.4	24.4	24.5	25.0	24.3	25.0	24.9	25.1
MEAN HIGH SCHOOL GPA	3.51	3.50	3.50	3.50	3.53	3.63	3.59	3.66	3.65	3.66
FIRST GENERATION	28.9%	28.2%	31.5%	29.9%	30.7%	28.7%	29.2%	27.6%	27.8%	27.2%
PELL GRANT RECIPIENTS DURING FIRST YEAR	25.0%	29.7%	35.3%	36.4%	35.6%	33.7%	35.1%	33.8%	39.8%	37.5%
MINORITY *	37.7%	34.5%	38.5%	39.4%	38.2%	37.4%	41.7%	30.8%	33.9%	31.2%
4-YEAR GRADUATION RATE	32.6%	31.5%	30.2%	31.7%	34.6%	39.9%	38.1%	41.7%	44.5%	43.2%
6-YEAR GRADUATION RATE	55.5%	54.5%	53.0%	52.7%	58.2%	63.2%	61.1	62.4	–	–
6-YEAR TRANSFERS-OUT	24.1%	23.9%	24.0%	27.7%	22.3%	19.0%	20.2	17.9	–	–
6-YEAR ENROLLMENT IN 7TH FALL	4.5%	4.3%	4.7%	5.3%	4.4%	3.0%	3.4	3.2	–	–
6-YEAR SUCCESS RATE**	84.1%	82.7%	81.7%	85.2%	84.9%	85.2%	84.7	83.5	–	–

* Minority includes Black or African American, Hispanic/Latino, American Indian or Alaskan Native, Native Hawaiian or Pacific Islander, and two or more races.

**Success rate = 6-year graduation rate + 6-year transfers-out + continued enrollment in the 7th fall.

SOURCE: UAB Institutional Effectiveness and Analysis

2021-2022 FACTS & FIGURES

FACULTY AND STAFF

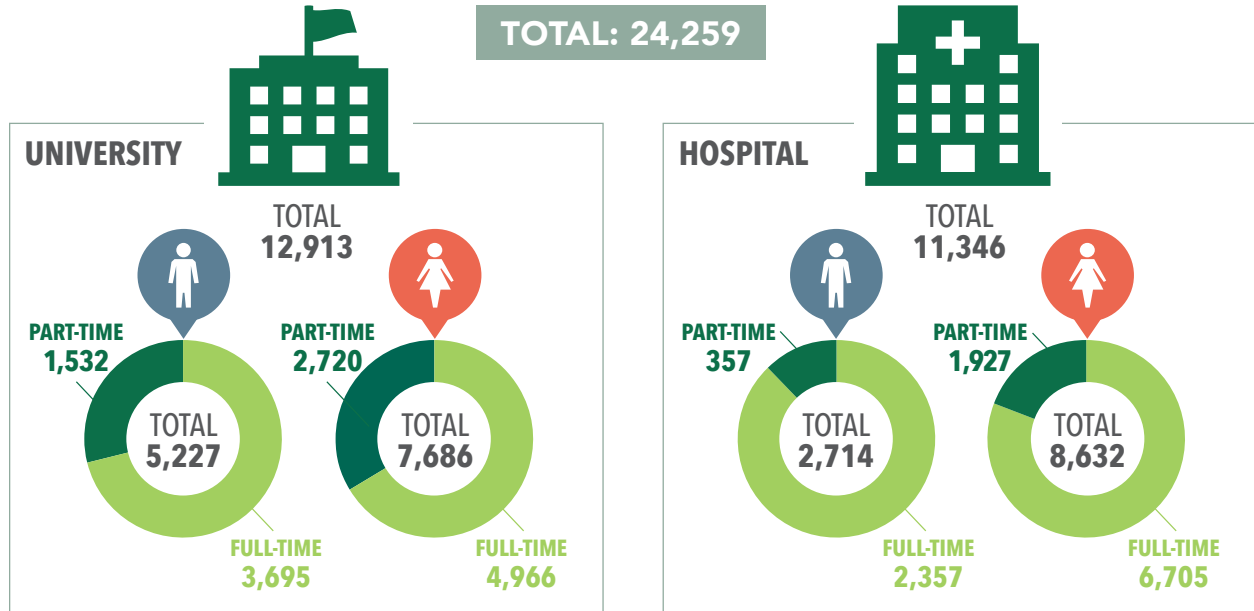


UAB WORK FORCE*

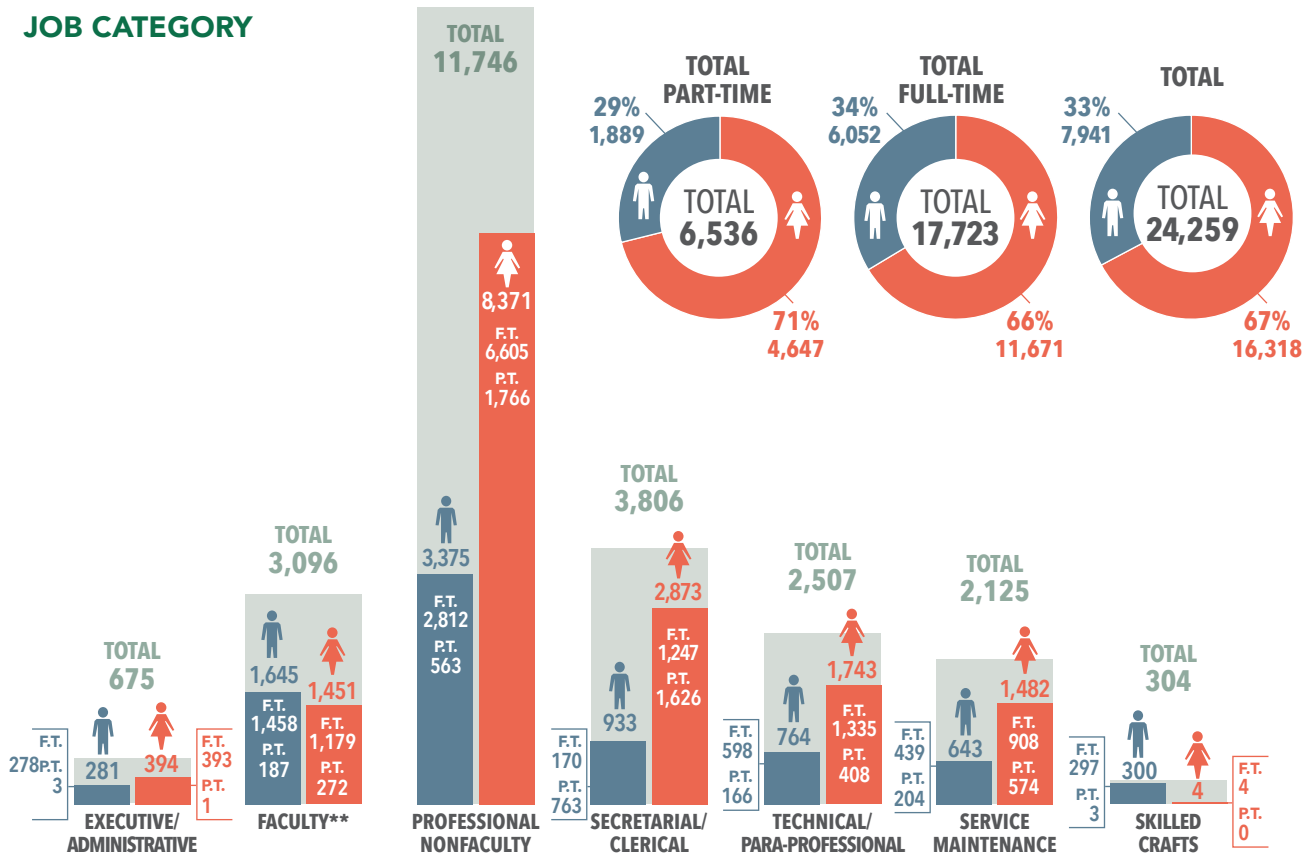
FY 2021-2022

ORGANIZATIONAL AREA

TOTAL: 24,259



JOB CATEGORY



* These figures include student workers, graduate assistants, hospital residents, postdoctoral employees, and adjunct instructors.

** Employees who also have faculty appointments are included in their primary occupational classification.

UAB WORK FORCE BY FULL-TIME AND PART-TIME*

2021–2022

ORGANIZATIONAL AREA	FULL-TIME		PART-TIME		TOTAL		GRAND TOTAL
	MEN	WOMEN	MEN	WOMEN	MEN	WOMEN	
UNIVERSITY	3,695	4,966	1,532	2,720	5,227	7,686	12,913
HOSPITAL	2,357	6,705	357	1,927	2,714	8,632	11,346
TOTAL	6,052	11,671	1,889	4,647	7,941	16,318	24,259

JOB CATEGORY							
EXECUTIVE/ADMINISTRATIVE	278	393	3	1	281	394	675
FACULTY**	1,458	1,179	187	272	1,645	1,451	3,096
PROFESSIONAL NONFACULTY	2,812	6,605	563	1,766	3,375	8,371	11,746
SECRETARIAL/CLERICAL	170	1,247	763	1,626	933	2,873	3,806
TECHNICAL/PARAPROFESSIONAL	598	1,335	166	408	764	1,743	2,507
SERVICE MAINTENANCE	439	908	204	574	643	1,482	2,125
SKILLED CRAFTS	297	4	3	0	300	4	304
TOTAL	6,052	11,671	1,889	4,647	7,941	16,318	24,259

* These figures include student workers, graduate assistants, hospital residents, postdoctoral employees, and adjunct instructors.

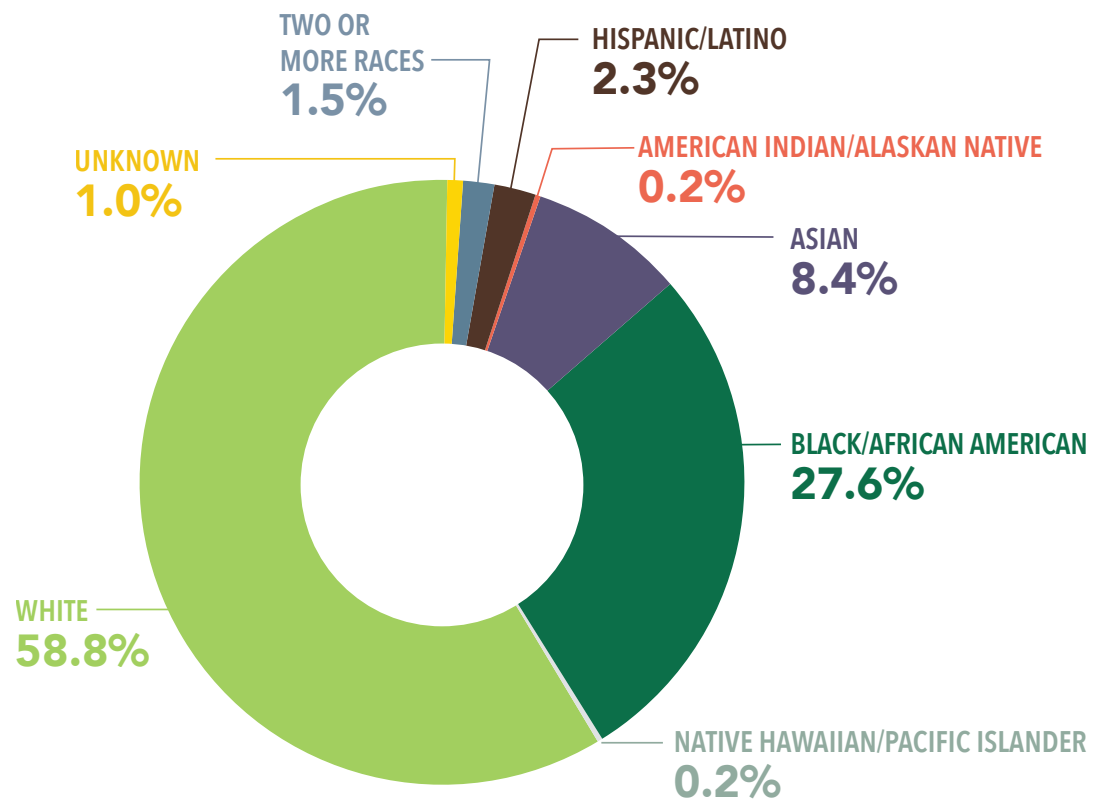
** Employees who also have faculty appointments are included in their primary occupational classification.

SOURCE: UAB Office of Human Resource Management Data Systems, data as of October of each year.

UAB WORK FORCE BY JOB CATEGORY*

FY 2021–2022*

	NON-RESIDENT ALIEN	HISPANIC/LATINO	AMERICAN INDIAN/ALASKAN NATIVE	ASIAN	BLACK/AFRICAN AMERICAN	NATIVE HAWAIIAN OR PACIFIC ISLANDER	WHITE	TWO OR MORE RACES	ETHNIC ORIGIN UNKNOWN	TOTAL
EXECUTIVE/ ADMINISTRATIVE	0	3	0	14	130	3	514	3	8	675
FACULTY**	0	111	4	527	217	3	2,207	26	1	3,096
PROFESSIONAL NONFACULTY	0	246	34	1,071	2,214	19	7,897	171	94	11,746
SECRETARIAL/ CLERICAL	0	95	11	308	1,577	22	1,623	73	97	3,806
TECHNICAL/ PARAPROFESSIONAL	0	46	7	67	1,023	0	1,304	36	24	2,507
SERVICE MAINTENANCE	0	53	2	36	1,459	3	519	44	9	2,125
SKILLED CRAFTS	0	3	2	3	84	0	207	3	2	304
TOTAL	0	557	60	2,026	6,704	50	14,271	356	235	24,259



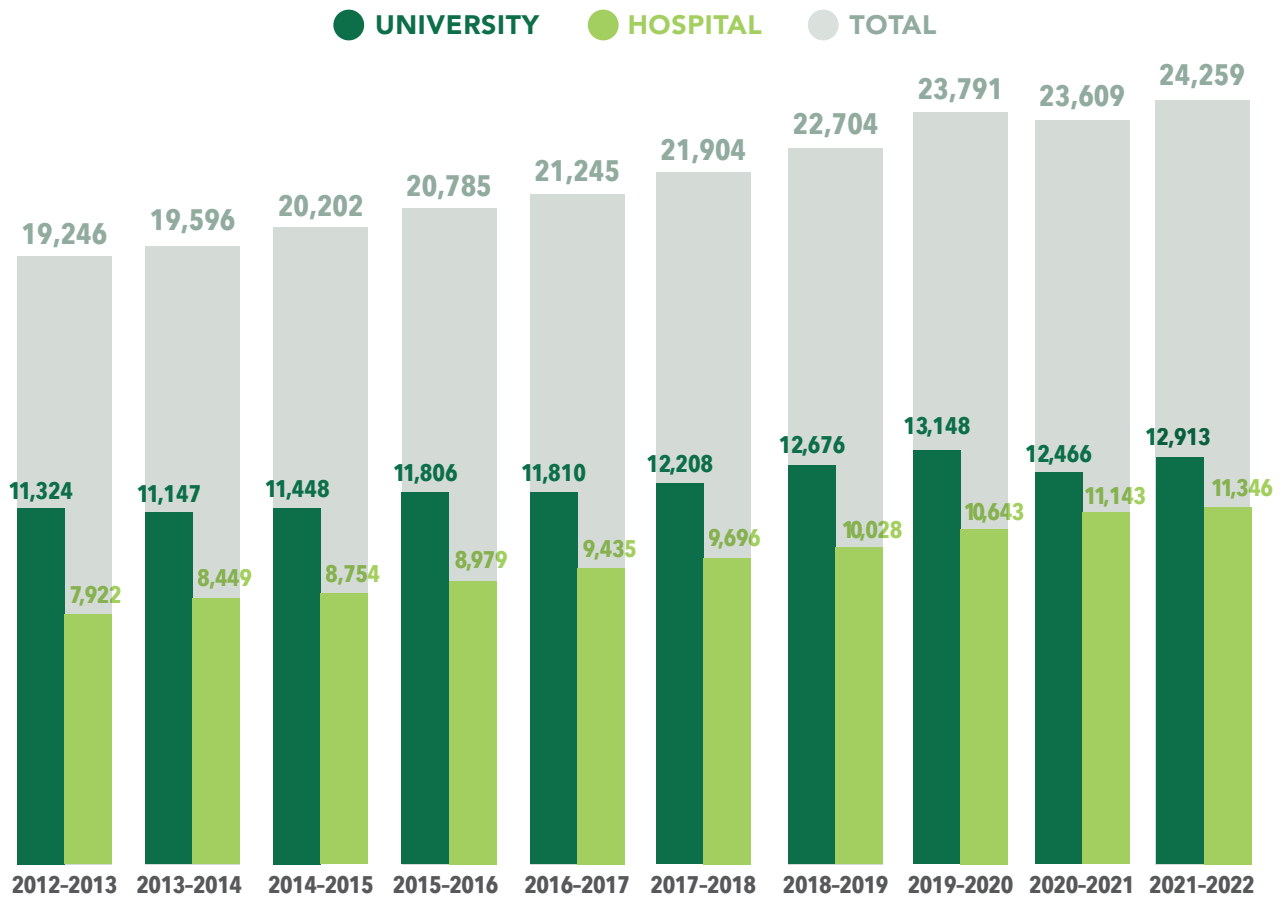
* These figures include student workers, graduate assistants, hospital residents, postdoctoral employees, and adjunct instructors.

** Employees who also have faculty appointments are included in their primary occupational classification.

SOURCE: UAB Office of Human Resource Management Data Systems, data as of October of each year.

UAB WORK FORCE BY AREA

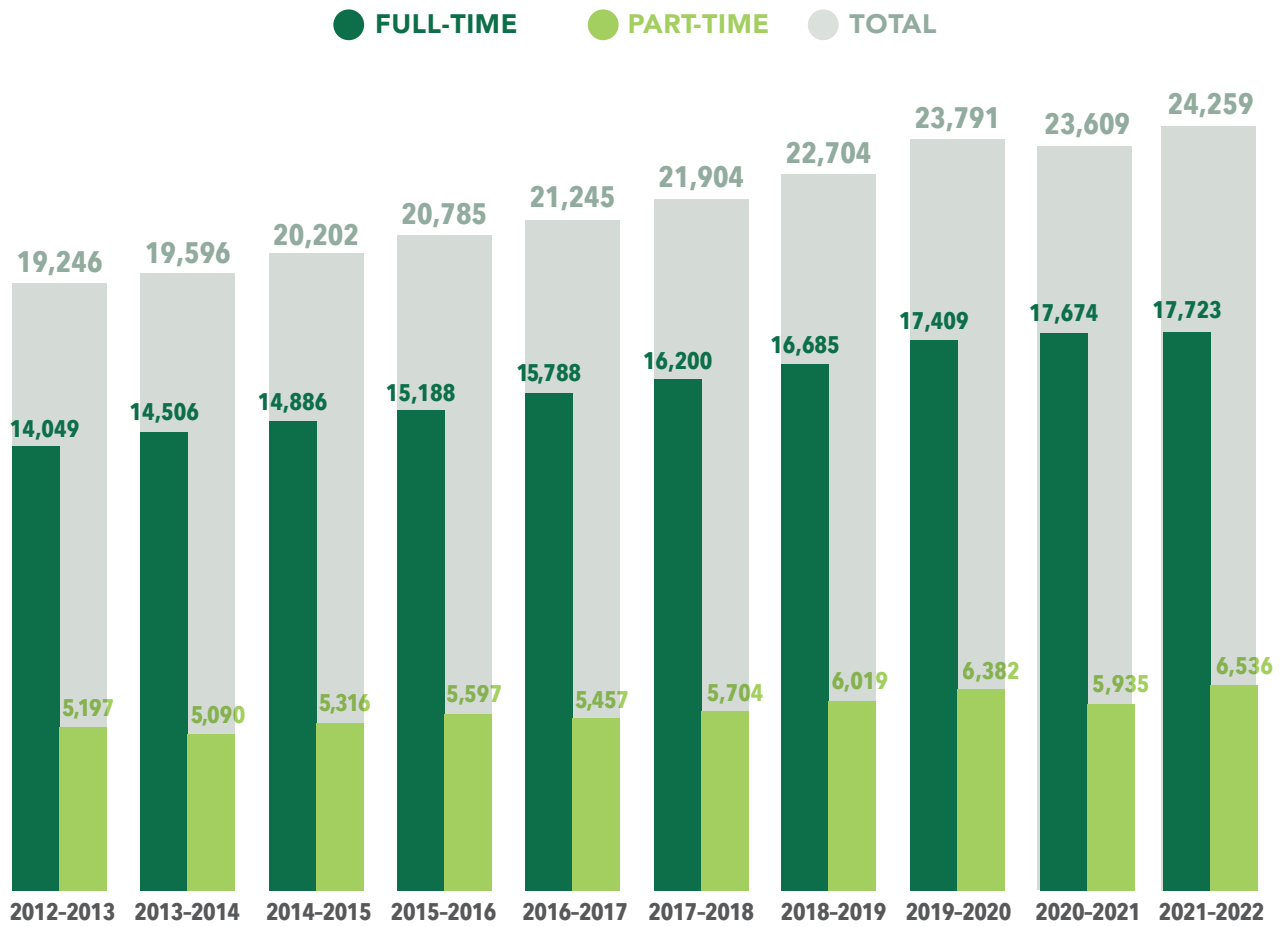
2012–2013 THROUGH 2021–2022



SOURCE: UAB Office of Human Resource Management Data Systems, data as of October of each year.

UAB WORK FORCE BY STATUS

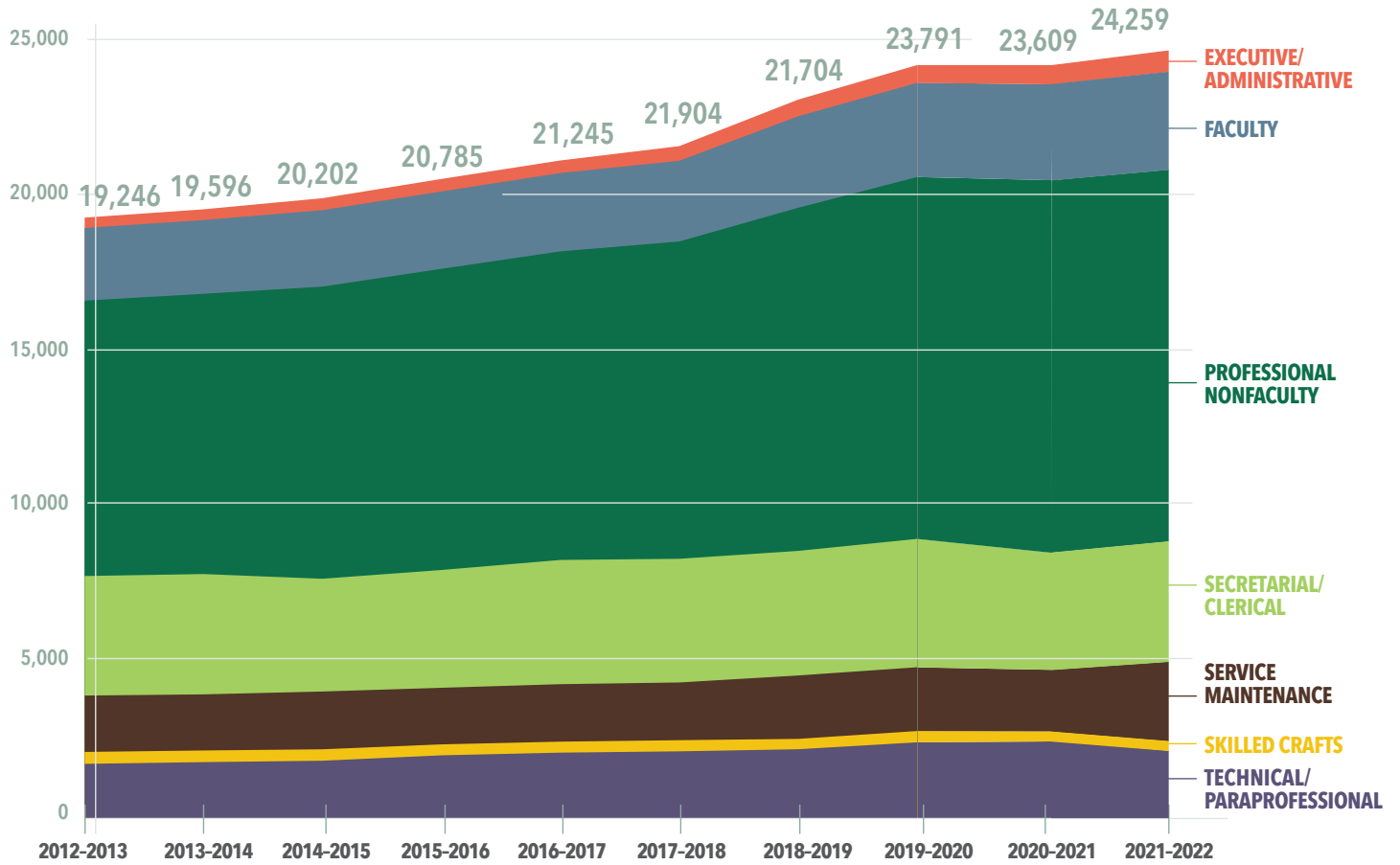
2012–2013 THROUGH 2021–2022



SOURCE: UAB Office of Human Resource Management Data Systems, data as of October 1 of each year.

UAB WORK FORCE BY EEO CATEGORY

2012-2013 THROUGH 2021-2022



SOURCE: UAB Office of Human Resource Management Data Systems, data as of October of each year.

UAB WORK FORCE BY AREA, STATUS, GENDER AND JOB CATEGORY*

2014–2015 THROUGH 2021–2022

	2014-2015	2015-2016	2016-2017	2017-2018	2018-2019	2019-2020	2020-2021	2021-2022
BY AREA								
University	11,448	11,806	11,810	12,208	12,676	13,148	12,466	12,913
Hospital	8,754	8,979	9,435	9,696	10,028	10,643	11,143	11,346
TOTAL	20,202	20,785	21,245	21,904	22,704	23,791	23,609	24,259
BY STATUS								
Full-time	14,886	15,188	15,788	16,200	16,685	17,409	17,674	17,723
Part-time	5,316	5,597	5,457	5,704	6,019	6,382	5,935	6,536
TOTAL	20,202	20,785	21,245	21,904	22,704	23,791	23,609	24,259
BY GENDER								
Men	7,053	7,236	7,343	7,613	7,817	7,970	7,802	7,941
Women	13,149	13,549	13,902	14,291	14,887	15,821	15,807	16,318
TOTAL	20,202	20,785	21,245	21,904	22,704	23,791	23,609	24,259
BY JOB CATEGORY								
Executive/ Administrative	395	396	469	508	526	560	612	675
Faculty**	2,436	2,468	2,543	2,605	2,882	2,966	2,999	3,096
Professional Nonfaculty	9,486	9,719	9,994	10,440	10,808	11,398	11,654	11,746
Secretarial/Clerical	3,710	3,913	3,896	3,972	3,924	4,044	3,662	3,806
Technical/ Paraprofessional	2,048	2,133	2,174	2,198	2,240	2,458	2,448	2,507
Service Maintenance	1,782	1,810	1,818	1,831	1,998	2,009	1,922	2,125
Skilled Crafts	345	346	351	350	326	356	312	304
TOTAL	20,202	20,785	21,245	21,904	22,704	23,791	23,609	24,259

* These figures—for the campus, UAB Hospital, and School of Medicine/Joint Health Sciences—include student workers, hospital residents, postdoctoral employees, and adjunct instructors, but exclude postdoctoral trainees, volunteers, and vendors.

** Employees who also have faculty appointments are included in their primary occupational classification.

SOURCE: UAB Office of Human Resource Management Data Systems, data as of October each year.

UAB FULL-TIME WORK FORCE AND PAYROLL*

2011–2021

FULL-TIME WORK FORCE*				
YEAR	FULL-TIME NON-FACULTY	FULL-TIME FACULTY	TOTAL FULL-TIME WORK FORCE	CHANGE FROM PREVIOUS YEAR
2011	11,754	2,111	13,865	1.3%
2012	11,896	2,153	14,049	1.3%
2013	12,292	2,214	14,506	3.3%
2014	12,638	2,248	14,886	2.6%
2015	12,965	2,272	15,237	2.4%
2016	13,482	2,306	15,788	3.6%
2017	13,829	2,371	16,200	2.6%
2018	14,205	2,480	16,685	3.0%
2019	14,848	2,561	17,409	4.3%
2020	15,095	2,579	17,674	1.5%
2021	15,083	2,640	17,723	0.3%

* These figures—for the campus, UAB Hospital, and School of Medicine/Joint Health Sciences—include student workers, hospital residents, postdoctoral employees, and adjunct instructors, but exclude postdoctoral trainees, volunteers, and vendors.

SOURCE: UAB Office of Human Resources Management Data Systems, Compliance Statistics as of October each year.

PAYROLL			
YEAR	PAYROLL	CHANGE FROM PREVIOUS YEAR	
		AMOUNT	PERCENT
2011	\$899,288,707	\$41,204,295	4.8%
2012	\$940,152,494	\$40,863,787	4.5%
2013	\$991,780,793	\$51,628,299	5.5%
2014	\$1,039,682,992	\$47,902,199	4.8%
2015	\$1,081,341,773	\$41,658,781	4.0%
2016	\$1,127,408,676	\$46,066,903	4.3%
2017	\$1,203,387,115	\$75,978,439	6.3%
2018	\$1,245,905,165	\$42,518,050	3.4%
2019	\$1,299,268,238	\$53,363,073	4.3%
2020	\$1,341,194,364	\$41,926,126	3.2%
2021	\$1,438,830,908	\$97,636,544	7.3%

SOURCE: UAB Payroll Department Calendar Year Total (does not include fringe benefits)

UAB FULL-TIME FACULTY BY RANK, GENDER AND TENURE STATUS*

FALL 2021

Academic Unit	MEN		WOMEN		TOTAL	
	Number	Tenured	Number	Tenured	Number	Tenured
ARTS AND SCIENCES						
Professor	72	70	28	27	100	97
Associate	60	50	50	37	110	87
Assistant	32	0	42	1	74	1
Instructor	7	0	12	0	19	0
Other	0	0	0	0	0	0
TOTAL	171	120	132	65	303	185
BUSINESS						
Professor	14	14	5	5	19	19
Associate	14	13	4	4	18	17
Assistant	9	0	6	0	15	0
Instructor	10	0	6	0	16	0
Other	0	0	0	0	0	0
TOTAL	47	27	21	9	68	36
DENTISTRY						
Professor	14	12	4	1	18	13
Associate	11	3	7	3	18	6
Assistant	9	0	10	0	19	0
Instructor	0	0	0	0	0	0
Other	0	0	0	0	0	0
TOTAL	34	15	21	4	55	19
EDUCATION						
Professor	4	4	9	9	13	13
Associate	8	7	9	9	17	16
Assistant	3	0	16	0	19	0
Instructor	3	0	4	0	7	0
Other	0	0	0	0	0	0
TOTAL	18	11	38	18	56	29
ENGINEERING						
Professor	18	15	1	1	19	16
Associate	15	10	5	4	20	14
Assistant	5	0	0	0	5	0
Instructor	4	0	1	0	5	0
Other	0	0	0	0	0	0
TOTAL	42	25	7	5	49	30
HEALTH PROFESSIONS						
Professor	14	14	13	12	27	26
Associate	13	9	18	13	31	22
Assistant	16	0	32	0	48	0
Instructor	0	0	5	0	5	0
Other	0	0	0	0	0	0
TOTAL	43	23	68	25	111	48
MEDICINE**						
Professor	340	271	146	95	486	366
Associate	273	71	175	38	448	109
Assistant	352	0	299	0	651	0
Instructor	13	0	22	0	35	0
Other	0	0	0	0	0	0
TOTAL	978	342	642	133	1,620	475
NURSING						
Professor	2	1	20	13	22	14
Associate	5	1	25	5	30	6
Assistant	10	0	43	0	53	0
Instructor	10	0	39	0	49	0
Other	0	0	0	0	0	0
TOTAL	27	2	127	18	154	20
OPTOMETRY						
Professor	7	6	6	2	13	8
Associate	1	1	4	0	5	1
Assistant	2	0	6	0	8	0
Instructor	0	0	0	0	0	0
Other	0	0	0	0	0	0
TOTAL	10	7	16	2	26	9
PUBLIC HEALTH						
Professor	17	17	13	11	30	28
Associate	9	5	13	9	22	14
Assistant	4	0	16	0	20	0
Instructor	0	0	0	0	0	0
Other	0	0	0	0	0	0
TOTAL	30	22	42	20	72	42
LIBRARIES						
Professor	1	0	2	0	3	0
Associate	3	0	10	0	13	0
Assistant	1	0	8	0	9	0
Instructor	0	0	0	0	0	0
Other	0	0	0	0	0	0
TOTAL	5	0	20	0	25	0
UAB TOTAL						
Professor	503	424	247	176	750	600
Associate	412	170	320	122	732	292
Assistant	443	0	478	1	921	1
Instructor	47	0	47	0	94	0
Other	0	0	0	0	0	0
TOTAL	1,405	594	1,134	299	2,539	893

* Figures include employees with full-time regular faculty appointments.

** Includes Academic Joint Departments

SOURCE: UAB Office of Human Resource Management Information Systems, as of October each year.

HIGHEST DEGREES OF UAB FULL-TIME FACULTY*

BY SCHOOL AND RANK

FALL 2021

Academic Unit	Academic or Professional Doctorate	Master's	Bachelor's/ Other	Total	Academic Unit	Academic or Professional Doctorate	Master's	Bachelor's/ Other	Total
ARTS AND SCIENCES					MEDICINE**				
Professor	100	0	0	100	Professor	486	0	0	486
Associate	109	1	0	110	Associate	444	3	1	448
Assistant	69	5	0	74	Assistant	647	2	2	651
Instructor	5	14	0	19	Instructor	34	1	0	35
Other	0	0	0	0	Other	0	0	0	0
TOTAL	283	20	0	303	TOTAL	1,611	6	3	1,620
BUSINESS					NURSING				
Professor	19	0	0	19	Professor	22	0	0	22
Associate	18	0	0	18	Associate	30	0	0	30
Assistant	14	1	0	15	Assistant	53	0	0	53
Instructor	4	12	0	16	Instructor	16	33	0	49
Other	0	0	0	0	Other	0	0	0	0
TOTAL	55	13	0	68	TOTAL	121	33	0	154
DENTISTRY					OPTOMETRY				
Professor	18	0	0	18	Professor	13	0	0	13
Associate	18	0	0	18	Associate	5	0	0	5
Assistant	18	1	0	19	Assistant	8	0	0	8
Instructor	0	0	0	0	Instructor	0	0	0	0
Other	0	0	0	0	Other	0	0	0	0
TOTAL	54	1	0	55	TOTAL	26	0	0	26
EDUCATION					PUBLIC HEALTH				
Professor	13	0	0	13	Professor	30	0	0	30
Associate	17	0	0	17	Associate	22	0	0	22
Assistant	18	1	0	19	Assistant	20	0	0	20
Instructor	2	5	0	7	Instructor	0	0	0	0
Other	0	0	0	0	Other	0	0	0	0
TOTAL	50	6	0	56	TOTAL	72	0	0	72
ENGINEERING					LIBRARIES				
Professor	19	0	0	19	Professor	1	2	0	3
Associate	19	1	0	20	Associate	0	13	0	13
Assistant	5	0	0	5	Assistant	0	9	0	9
Instructor	0	5	0	5	Instructor	0	0	0	0
Other	0	0	0	0	Other	0	0	0	0
TOTAL	43	6	0	49	TOTAL	1	24	0	25
HEALTH PROFESSIONS									
Professor	27	0	0	27					
Associate	31	0	0	31					
Assistant	33	15	0	48					
Instructor	1	4	0	5					
Other	0	0	0	0					
TOTAL	92	19	0	111					

UAB TOTAL				
Rank	Academic or Professional Doctorate	Master's	Bachelor's/Other	Total
Professor	748	2	0	750
Associate	713	18	1	732
Assistant	885	34	2	921
Instructor	62	74	0	136
Other	0	0	0	0
TOTAL	2,408	128	3	2,539

* Figures include employees with full-time regular faculty appointments.

** Includes Academic Joint Departments

SOURCE: UAB Office of Human Resource Management Information Systems, as of October each year.

ENDOWED POSITIONS AT UAB

Charles S. Ackerman Endowed Professorship in Neurology (2010)
 Robert B. Adams Endowed Professorship in Pathology (2014)
 Maurice S. Albin, M.D. Endowed Professorship in Anesthesiology (2005)
 Abrams Endowed Professorship for the Department of Otolaryngology (2020)
 Endowed Professorship in Airway Biology (2017)
 The C. Bruce Alexander Endowed Professorship in Pathology (2017)
 Charles A. Alford, M.D. Endowed Chair in Pediatric Infectious Diseases (2001)
 Anderson Family Endowed Chair in Urology (2018)
 Hilda B. Anderson Endowed Chair in Nephrology (2011)
 Robert and Ruth Anderson Endowed Chair in Pathology (2006)
 Anderson Family Endowed Chair in Medical Education, Research and Patient Care (2007)
 Anderson Family Endowed Professorship in Nephrology (2020)
 Thomas E. Andreoli Endowed Chair in Nephrology (2013) converted from Professorship (2001) to Chair (2013)
 The Arthritis Foundation, Alabama Chapter Endowed Chair in Pediatric Rheumatology (2007)
 J. Max Austin Jr., M.D. Endowed Chair in Gynecologic Oncology (2008) converted from Professorship (2000) to Chair (2008)
 Endowed Professorship in Bacteriology (2017)
 Baker-Dean Endowed Professorship in Interventional Cardiology (2000)
 William C. Bailey, M.D., Endowed Chair in Pulmonary Disease (2015) converted from the Eminent Scholar Chair in Pulmonary Diseases (1989)
 Sarah Katherine Bateh Endowed Professorship for Rett Syndrome (2017)
 Donna Brown Banton Endowed Professorship in Nursing (2005)
 George W. Barber Jr. Foundation Professorship in Otolaryngology/Head and Neck Surgery (1993)
 Lionel M. Barger Jr., M.D. Chair in Pediatric Cardiology (1996)
 Endowed Professorship in Basic Research in the Department of Dermatology (2015)
 Mary and Bill Battle Endowed Professorship in Multiple Myeloma (2021)
 Eric W. Baum, M.D. Endowed Professorship in Dermatology (2014)
 J. Claude Bennett, M.D. Endowed Professorship in Rheumatology and Immunology (2012)
 Bergman/Pinkston Endowed Professorship in Physical Therapy (2007)
 Kirby I. Bland, M.D., Endowed Professorship in Surgery (2018)
 Blue Cross and Blue Shield of Alabama Endowed Chair in Health Economics (2017)
 John H. Blue Chair of General Surgery (2001)
 Robert C. Bourge and Cutessa D. Bourge Endowed Professorship in Cardiovascular Disease (2016)
 Rachel Z. Booth Endowed Chair in Nursing (1997)
 Mary J. Bradford Endowed Professorship in Gastroenterology (1998)
 Ben Vaughan Branscomb Chair of Medicine in Respiratory Disease (1990)
 The Breast Cancer Research Foundation Endowed Professorship (2020)
 Brigham Family Endowed Professorship in Trauma and Acute Care Surgery (2021)
 Jane H. Brock-Florence Nightingale Endowed Professorship in Nursing (2018)
 William Austin Brown Endowed Professorship (2020)
 William O'Neal Brown, D.M.D., Endowed Professorship for the School of Dentistry (2021)
 Anton J. Bueschen, M.D. Endowed Chair in Urologic Surgery and Research (2006)
 Paul W. Burlison, M.D., Endowed Professorship in Internal Medicine (2018)
 Wallace R. Bunn Chair in Telecommunications (1992)
 C. E. Butterworth Jr., M.D. Professorship in the Department of Nutrition Sciences (1996)
 Endowed Professorship in Cancer Pathobiology (2012)
 Eivor and Alston Callahan, M.D., Endowed Chair in Ophthalmology (2017)
 Benjamin Monroe Carraway, M.D. Endowed Chair in Anesthesiology (1997)
 Dr. William C. Carter Endowed Professorship in French and Proust Studies (2011)
 David Hill Chestnut Endowed Professorship in Anesthesiology (2013)
 Neil E. Christopher, M.D. Endowed Professorship in Family and Community Medicine (2001)
 C. Glenn Cobbs, M.D. Endowed Chair in Infectious Disease (2014) converted from professorship to chair (2020)
 Charles A. and Patsy W. Collat Endowed Chair in Neurosurgery (2006) converted from Professorship (2005) to Chair (2006)

NOTE: Date in parentheses is the year established. A listing of current holders of each endowed position can be found at the bottom of the sidebar on the website of the UAB Development Office: www.uab.edu/give/campaign/ways-to-give/endowment

SOURCE: Minutes, the Board of Trustees of the University of Alabama; campus records

ENDOWED POSITIONS AT UAB CONTINUED

Patsy W. and Charles A. Collat Endowed Professorship in Neuroscience (2014)
 William H. Coleman, Sr., M.D., Huntsville Family Medicine Endowed Professorship (2019)
 Bruce F. Connell, M.D., Endowed Chair in Plastic Surgery (2020)
 Max and Lorayne Cooper Endowed Professorship in Ophthalmology Residency Training (2014)
 Sir David Cox Endowed Professorship in Biostatistics (2010)
 Ellen Gregg Shook Culverhouse Chair in Gynecologic Oncology (1998)
 Dennis Endowed Professorship in Glaucoma Research (2018)
 Dental Alumni – Joseph F. Volker Chair of Clinical Dentistry (1982)
 Department of Medicine Endowed Professorship in Lung Biology (2015)
 Department of Medicine Endowed Professorship in Environmental Medicine (2015)
 Renamed from Lung Immunology to Environmental Medicine (2021)
 Detraz Endowed Professorship in Polycystic Kidney Disease (2018)
 Endowed Chair in Developmental Psychology (2006)
 Endowed Professorship in Diabetes Prevention and Control (2013)
 Arnold G. Diethelm Endowed Chair in Transplantation Surgery (2004)
 William E. Dismukes Endowed Professorship in Infectious Diseases (2008)
 Edwin M. Dixon Endowed Research Fund in Neonatology (2000)
 Heman E. Drummond Endowed Chair of Psychiatry (1988)
 Nancy E. Dunlap Endowed Chair in Pulmonary Diseases (2016)
 James E. Elder, M.D. Endowed Professorship for Graduate Education (2012)
 Endowed Professorship in Emergency Medicine (2021)
 Edward A. Ernst, M.D. Endowed Professorship in Anesthesiology (2001)
 James H. Estes Family Endowed Chair for Lung Cancer Research (2009)
 The James and Pat Estes Alzheimer's Disease Endowed Professorship (2019)
 Endowed Professorship in Experimental Cancer Therapeutics (2012)
 EyeSight Foundation of Alabama Endowed Chair of Ophthalmology (1999)
 Ona M. Faye-Petersen Endowed Professorship in Pathology (2021)
 Featheringill Endowed Chair for Cardiac Arrhythmia Research (2011) converted from Professorship (2006) to Chair (2011)
 Will Ferniany Endowed Professorship in Healthcare Leadership (2021)
 Wayne H. and Sara Crews Finley Chair of Medical Genetics (1986)
 Kelley and C.T. Fitzpatrick Endowed Chair in Ophthalmology (2019)
 Charles E. Flowers Jr. Endowed Chair of Obstetrics and Gynecology (2002) converted from Professorship (1985) to Chair (2002)
 Rebecca Gale Endowed Professorship for Alzheimer's Disease (2019)
 James Garber Galbraith Chair in Neurosurgery (1992)
 Endowed Professorship in Gastroenterology and Hepatology (2019)
 Simon Gelman, M.D., Ph.D. Endowed Professorship in Anesthesiology (2001)
 Endowed Professorship in Genetics (2021)
 Geropsychiatry Research Chair (1993)
 Goodrich Endowed Chair in the Institute for Innovation and Entrepreneurship (2017)
 Goodrich Endowed Chair in Cardiovascular Surgery (2020)
 T. Michael and Gillian Goodrich Endowed Chair in Engineering Excellence (2014)
 J. W. and Virginia Goodwin - Warren D. Blackburn Jr. Research Chair in Rheumatology (1993)
 Hazel Gore, M.D. Endowed Professorship in Gynecologic Pathology (2011)
 William "Student" Sealy Gosset Endowed Professorship in Biostatistics in the School of Public Health (2008)
 Jeanne and Ann Griffin Chair for Women's Cancer Research (1997)
 Nancy R. and Eugene C. Gwaltney Family Endowed Chair in Medical Research (2003)
 Nancy R. and Eugene C. Gwaltney Family Endowed Chair in Juvenile Diabetes Research (2007)
 Alfred Habeeb Chair in Anesthesiology (1992)
 Hale-Stephens ROAR Endowed Professorship for Distinctive Radiation Oncology Research (2020)
 James H. Halsey, Jr., M.D. Endowed Professorship of Neurology (2015)
 Ruth Lawson Hanson Chair of Medicine in Diabetes and Metabolism (1967)

NOTE: Date in parentheses is the year established. A listing of current holders of each endowed position can be found at the bottom of the sidebar on the website of the UAB Development Office: www.uab.edu/give/campaign/ways-to-give/endowment

SOURCE: Minutes, the Board of Trustees of the University of Alabama; campus records

ENDOWED POSITIONS AT UAB CONTINUED

Joy and Bill Harbert Endowed Chair in Cancer Genetics (2001)
 Kathryn and Raymond Harbert Endowed Chair in Psychiatry (2021)
 Marguerite Jones Harbert – Gene V. Ball, M.D. Endowed Chair in Rheumatology (2006)
 Bruce Harris Jr., M.D. Endowed Professorship in Obstetrics and Gynecology (1999)
 Elmer and Glenda Harris Endowed Chair in Cardiovascular Disease (2004)
 Dr. Tinsley R. Harrison Endowed Chair in Medical Resident Education (2011) converted from Professorship (2002) to Chair (2011)
 Griffith R. Harsh Endowed Chair in Neurosurgery (2009) converted from Professorship (2006) to Chair (2009)
 Wyatt and Susan Haskell Endowed Chair for Medical Excellence (2007) converted from Professorship to Chair in 2021
 Vera Hauptfeld-Dolejssek, Ph.D., Endowed Professorship in Transplant Immunology (2021)
 John C. Hauth Endowed Professorship in Maternal Fetal Medicine (2015)
 James P. Hayes Jr. Endowed Professorship in Gastrointestinal Oncology (2012)
 Gustavo R. Heudebert, M.D., MACP, Endowed Professorship in General Internal Medicine (2020)
 James Johnston Hicks Chair of Otolaryngology/Head and Neck Surgery (1989)
 Julius N. Hicks Endowed Chair in Otolaryngology/Head and Neck Surgery (2005)
 S. Richardson Hill Jr. Professorship in Endocrinology (1988)
 Thomas P. Hinman Dental Meeting Endowed Professorship in Comprehensive Dentistry (2012)
 Basil I. Hirschowitz Endowed Chair in Gastroenterology (1996) converted from Professorship (1988) to Chair (1996)
 Charles and Alice Hohenberg Professorship in Pulmonary and Critical Care Medicine (1996)
 Howard L. Holley Research Chair in Rheumatology (1987)
 John H. Holt, Jr., M.D. and Nancy M. Holt Endowed Professorship in Cardiovascular Medicine (2019)
 Howard W. Houser Endowed Professorship in Health Administration (2014)
 Endowed Professorship in Immunology (2016)
 Endowed Professorship in Infectious Disease (2017)
 Endowed Professorship in Infectious Disease Translational Research (2016)
 Endowed Professorship in Informatics (2015)
 Marie S. Ingalls Endowed Chair in Nephrology Leadership (2006) converted from Professorship (2001) to Chair (2006)
 Charles Byron Ireland Chair of Psychiatric Research (1973)
 Fay B. Ireland Endowed Chair for the Dean of the School of Nursing (2011)
 Katharine Reynolds Ireland Chair of Pediatrics (1992)
 Kathy Ireland Chair in Psychiatric Research (1992)
 John S. Jemison Jr. Visiting Professorship in the Humanities (1986)
 Charlene A. Jones Endowed Chair in Neuroimmunology (2014)
 Dr. Thomas W. Jones Endowed Professorship in Oral and Maxillofacial Surgery (2012)
 L. R. Jordan Chair in Health Services Administration (1988)
 John A. and Ruth R. Jurenko Endowed Professorship in Neurology (2013)
 Hugh Kaul Precision Medicine Institute Endowed Professorship (2018)
 Fay Fletcher Kerner Chair of Surgery (1973) converted from Professorship (1964) to Chair (1973)
 Eleanor E. Kidd Endowed Chair in Primary Care Medicine (2007) converted from Professorship (2003) to Chair (2007)
 Robert Y. Kim Outstanding Educator Endowed Chair in Radiation Oncology (2007)
 F. Cleveland Kinney Endowed Chair in Geriatric Psychiatry (2007)
 James K. Kirklin Endowed Chair of Cardiothoracic Surgery (2010)
 James K. Kirklin, M.D., Endowed Visiting Professorship in Cardiothoracic Surgical Sciences (2015)
 John W. Kirklin Chair of Cardiovascular Surgery (1980)
 Robert B. Kyle Professorship and Chair in Rehabilitation Medicine (1974)
 Lakeshore Foundation Endowed Chair in Health Promotion and Rehabilitation Sciences (2012)
 Antoine Lavoisier Endowed Professorship of Energetics and Healthy Lifestyles (2015)
 James C. and Elizabeth T. Lee Chair in Biochemistry (1993)
 James C. Lee Jr. Endowed Chair for the Dean of the School of Medicine (2011)
 William A. Lell, M.D. Paul N. Samuelson, M.D. Endowed Professorship in Anesthesiology (2003)
 Lemak-IVY ROAR Endowed Professorship for Novel Radiation Oncology Clinical Research (2020)
 Patrick H. Linton Professorship of Psychiatry (1987)

NOTE: Date in parentheses is the year established. A listing of current holders of each endowed position can be found at the bottom of the sidebar on the website of the UAB Development Office: www.uab.edu/give/campaign/ways-to-give/endowment

SOURCE: Minutes, the Board of Trustees of the University of Alabama; campus records

ENDOWED POSITIONS AT UAB CONTINUED

Albert F. LoBuglio Endowed Chair for Translational Cancer Research (2006)
 Loeb Eminent Scholar Chair in Pediatrics (1992)
 Jarman F. Lowder Endowed Professorship in Neuroscience (2012)
 Jane Knight Lowe Chair of Medicine in Rheumatology (2001) converted from Professorship (1986) to Chair (2001)
 Robert G. Luke, M.D. Endowed Chair in Transplant Nephrology (2013) converted from Professorship (2001) to Chair (2013)
 Endowed Professorship in Lung Development and Regeneration (2017)
 Dr. Champ Lyons Endowed Chair in General Surgery (1997)
 Caldwell Marks Endowed Chair in Cancer Oncology (2005)
 Jeanne V. Marks Endowed Chair in Cardiovascular Research (1999)
 Alma B. Maxwell – UAHSF Endowed Chair in Biomedical Research (2008)
 Martha Ann and David L. May Endowed Chair in Cancer Research (1999)
 Charles A. McCallum Chair of Oral and Maxillofacial Surgery (1985)
 Charles H. McCauley Chair of Microbiology (1978)
 Jay M. McDonald, M.D. Endowed Professorship in Experimental Pathology (2010)
 Renamed from Bone Pathobiology to Experimental Pathology in 2021
 Jay M. McDonald, M.D. Endowed Professorship in Laboratory Medicine (2015)
 Holt A. McDowell Jr., M. Endowed Chair of Vascular Surgery (2007)
 Evelyn F. McKnight Endowed Chair for Learning and Memory in Aging (2006) converted from Professorship (2004) to Chair (2006)
 Alice McNeal, M.D. Endowed Chair in Anesthesiology (1998)
 Gwen McWhorter Endowed Chair in Geriatric Medicine (2002)
 Endowed Professorship in Medicine (2015)
 Ruby F. Meredith Outstanding Clinician Radiation Oncology Endowed Chair (2007) converted from Professorship (2004) to Chair (2007)
 The Meyer Foundation William J. Koopman Endowed Professorship in Immunology and Rheumatology (2013)
 Nathan E. Miles Endowed Chair of Ophthalmology (1996)
 Olivia Turlington Miller Endowed Chair of Cancer Genetics (2015)
 Endowed Professorship in Mitochondrial Medicine and Pathology (2011)
 Jean B. Morris Endowed Professorship in Honor of Chi-Tsou Huang, M.D. for Excellence in Clinical Care, Research & Teaching (2016)
 Robert W. Mowry, M.D. Endowed Professorship in Pathology (2008)
 Endowed Professorship in Musculoskeletal Outcomes Research (2016)
 Moon H. Nahm, M.D., Endowed Chair (2021)
 Endowed Professorship in Nephrology Quasi Endowment (2018)
 Endowed Professorship in Nephrology Research (2013)
 Albert Oberman, M.D., Endowed Professorship in Cardiovascular Disease (2018)
 John S. Odess Chair in Otolaryngology/Head and Neck Surgery (1993)
 Marie L. O'Koren Endowed Chair in Nursing (1992)
 O'Neal-Sokol Breast Cancer Research Foundation of Alabama Endowed Chair (2015) converted from a professorship (2012) to chair (2015)
 Endowed Chair in Obstetrics and Gynecology (1985)
 Renamed from the J. Marion Sims Endowed Chair in Obstetrics and Gynecology in 2020
 A. D. Pacifico, M.D. Endowed Chair of Cardiovascular Surgery (2002)
 Parkinson Association of Alabama Endowed Professorship (2021)
 Edward E. Partridge, M.D., Endowed Chair for Cancer Disparity Research (2017)
 Endowed Professorship in Polar or Marine Biology (2001)
 John W. Poynor Endowed Professorship for Otolaryngology (2018)
 Quetelet Endowed Professorship in Public Health (2012)
 Emmett G. and Beverly S. Parrish Endowed Professorship (2001)
 Endowed Professorship in Pediatrics (2019)
 Department of Radiology Visiting Professor Endowment Fund (1989)
 Vishnu Reddy Translational Research in Pathology Endowed Professorship (2018)
 Renamed from The Translational Research Endowed Professorship in Pathology in 2021
 Regions Institute for Financial Education Endowed Professorship (2016)
 Bee McWane Reid Endowed Chair in Psychiatry and Neurobiology (2014) converted from Professorship (2012) to Chair (2014)

NOTE: Date in parentheses is the year established. A listing of current holders of each endowed position can be found at the bottom of the sidebar on the website of the UAB Development Office: www.uab.edu/give/campaign/ways-to-give/endowment

SOURCE: Minutes, the Board of Trustees of the University of Alabama; campus records

ENDOWED POSITIONS AT UAB CONTINUED

Christine S. Ritchie, M.D., Endowed Chair in Palliative Care Leadership (2015)
 Susan and Dowd Ritter/RPB Endowed Chair in Ophthalmology Research (2015)
 ROAR Southeast Cancer Foundation Endowed Chair in Radiation Oncology (2013) converted from Professorship (2013) to Chair (2013)
 Leonard H Robinson Endowed Chair in Pathology (1998)
 James R. Rosen Chair in Dental Research (1990)
 Michael S. Saag, M.D., Endowed Professorship in Infectious Diseases (2019)
 Merle M. Salter Chair of Radiation Oncology (1995)
 John D. Sherrill Chair of Orthopedic Surgery (1970)
 Elesabeth Ridgely Shook Endowed Chair in Psychiatry and Behavioral Neurobiology (2001)
 Gene P. Siegal Endowed Professorship in Pathology (2021)
 SK Bioscience Endowed Chair in Pneumonia Research (2019) converted from Professorship to Chair (2021)
 Margaret Cameron Spain Chair in Obstetrics and Gynecology (1998)
 Spencer Chair in Medical Science Leadership (1992)
 Evalina B. Spencer Chair in Oncology (1994)
 Sharon Spencer Endowed Chair in Translational Radiation Oncology (2017)
 Virginia B. Spencer Endowed Professorship in Neuroscience (2012)
 John T. and Juanelle D. Strain Endowed Chair in Neurology (2006)
 Jim Straley Endowed Chair in AIDS Research (2007)
 Tate Jordan Thomas Professorship in Psychiatric Medicine (1994)
 Transplant Nephrology Clinical Research Professorship (2001)
 The Vivian Conatser Turner Endowed Professorship in Psychiatry (2017)
 UAB Alumni and Friends Professorship in Accounting (1990)
 UAB Cardiovascular Surgical Research Chair (2004) converted from Professorship (1980) to Chair (2004)
 UAB Orthodontic Alumni Endowed Professorship (2011)
 UAHSF Endowed Chair in Biomedical Research (2008) converted from Professorship (2005) to Chair (2008)
 The University of Alabama School of Dentistry Alumni Association Endowed Professorship (2015)
 United Therapeutics Endowed Professorship in Pulmonary Vascular Disease (2013)
 Peter D. Waite Endowed Professorship in Oral and Maxillofacial Surgery (2016)
 David G. Warnock, M.D., Endowed Professorship in Academic Nephrology (2021)
 Warren Family Endowed Chair in Neurology (2013) converted from Professorship (2012) to Chair (2013)
 Anna Lois Waters Chair of Medicine in Rheumatology (1970)
 Mary Gertrude Waters Chair of Cardiovascular Medicine (1972)
 Newman H. Waters Chair of Clinical Pharmacology (1992)
 Dr. Tommy Weatherford/Dr. Kent Palcanis Endowed Professorship in Dentistry (2015)
 Webb Chair in Nutrition Sciences (2001)
 Ben S. Weil Chair of Industrial Distribution (1986)
 Virginia Loeb Weil Endowed Professorship in Medical Education (2013)
 Wells Fargo Endowed Chair in Business Administration (2006) converted from Professorship (2004) to Chair (2006)
 John N. Whitaker Endowed Chair in Neurology (2005) converted from Professorship (2003) to Chair (2005)
 David Hart White Endowed Professorship for Brain Cancer Research (2021)
 Gay and Bew White Endowed Chair in Pediatric Oncology (2015)
 White-McKee Endowed Professorship in Ophthalmology (2018)
 Helen and Robert Whitley Endowed Chair of Pediatrics (2016)
 Witten-Stanley Endowed Chair in Radiology (1997)
 Women's Committee of the Spain Rehabilitation Center Endowed Chair in Rehabilitation Neuroscience Research (2006)
 J. Benjamin Younger, M.D. Endowed Professorship in Reproductive Endocrinology and Infertility (2000)
 J. Benjamin Younger, M.D. – Roensch Family Endowed Chair in Reproductive Endocrinology and Infertility (2018)

TOTAL FULLY FUNDED ENDOWED POSITIONS	
Chairs	129
Professorships	115
TOTAL	244

NOTE: Date in parentheses is the year established. A listing of current holders of each endowed position can be found at the bottom of the sidebar on the website of the UAB Development Office: www.uab.edu/give/campaign/ways-to-give/endowment
 SOURCE: Minutes, the Board of Trustees of the University of Alabama; campus records

UAB FACULTY AWARDS AND HONORS

SPECIAL PROFESSORSHIPS AND APPOINTMENTS

DISTINGUISHED PROFESSORS

David B. Allison, Ph.D. (2010-present)	George Howard, DrPH (2020-present)
Mohammad Athar, Ph.D. (2019-present)	Virginia Howard, Ph.D. (2020-present)
Steven N. Austad, Ph.D. (2014-present)	Gary R. Hunter, Ph.D. (2014-present)
Samuel B. Barker, Ph.D. (1976-2002)	Thomas N. James, M.D. (1981-1987-emeritus, 2005)
Stephen Barnes, Ph.D. (2018-present)	Yakov Kasman, D.M.A. (2018-present)
J. Claude Bennett, M.D. (1996-emeritus, 1996)	John F. Kearney, Ph.D. (2014-present)
William Benoit, Ph.D. (2021-present)	William J. Koopman, M.D. (2005-emeritus, 2005)
Smita Bhatia, M.D. (2021-present)	Timothy R. Levine, Ph.D. (2015-present)
J. Edwin Blalock, Ph.D. (2018-present)	Albert F. LoBuglio, M.D. (2005-present)
Nancy Borkowski, DBA (2020-present)	Champ Lyons, M.D. (1964-1965)
Ben Vaughan Branscomb, M.D. (1989-emeritus, 1989)	Sadis Matalon, Ph.D. (2013-present)
William J. Britt, M.D. (2018-present)	Charles A. McCallum, D.M.D., M.D. (1993-emeritus, 1998)
William C. Carter, Ph.D. (2004-emeritus, 2009)	Raymond A. Mohl, Ph.D. (2005-2015)
Waldemar A. Carlo, M.D. (2018-present)	Navin C. Nanda, M.D. (2011-present)
Louise T. Chow, Ph.D. (2020-present)	Jimmy D. Neill, Ph.D. (1994-emeritus, 2004)
James Cimino, M.D. (2021-present)	Jerry Oakes, M.D. (2021-present)
William C. Cockerham, Ph.D. (2017-emeritus, 2005)	Shin J. Oh, M.D. (2007-present)
Colin J. Davis, Ph.D. (2013-present)	Suzanne Oparil, M.D. (2014-present)
Harriet P. Dustan, M.D. (1985-emerita, 1988)	James A. Pittman Jr., M.D. (1992-emeritus, 1992)
Charles E. Flowers Jr., M.D. (1985-emeritus, 1985)	David E. Pollio, Ph.D. (2014-present)
Walter B. Frommeyer, M.D. (1968-1979)	Gene Siegal, M.D. (2021-present)
Kihitaro Fujhasi, DDS, Ph.D. (2018-emeritus)	Sergio Stagno, M.D. (2010-present)
Gregg H. Gilbert, DDS, MBA, FAAHD, FACD (2018-present)	Trygve Tollefsbol, Ph.D., D.O. (2021-present)
Tinsley R. Harrison, M.D. (1964-1978)	Uday Kumar Vaidya, Ph.D. (2014-present)
S. Richardson Hill Jr., M.D. (1987-emeritus, 1994-2003)	Joseph F. Volker, D.D.S., Ph.D. (1982-1989)
	Richard J. Whitley, M.D. (2009-present)
	J Michael Wyss, M.D. (2021-present)

DISTINGUISHED SERVICE PROFESSORS

Joseph H. Appleton, Ph.D.; Civil Engineering (1984-emeritus, 1990)
Milly Cowles, Ph.D.; Education (1987-emerita, 1989)
Jay Goldman, D.Sc.; Engineering (2001-emeritus)
Fain A. Guthrie, Ed.D.; Education (1980-emeritus, 1988)
S. Robert Hernandez, Dr.PH.; Health Services Admin. (2016-Present)
Maryann M. Manning, Ed.D.; Education (2007-emerita, 2007-2013)
George E. Passey, Ph.D.; Psychology (1985-emeritus, 1985)
J. Dudley Pewitt, D.B.A.; Business (1990-1994)
Elizabeth Stullenbarger, D.S.N.; Nursing (2010-emerita, 2011)
Rosalia N. Scripa, Ph.D.; Engineering (2016-emerita, 1976)

UNIVERSITY PROFESSORS

Karlene K. Ball, Ph.D.; Developmental Psychology (2009-present)
Eta S. Berner, Ed.D; Health Services Administration (2020-present)
Frederick W. Conner, Ph.D.; Humanities (1976-emeritus, 1978)
Jay Goldman, D.Sc.; Engineering (2013-emeritus)
Kent T. Keyser, Ph.D.; Optometry (2013-present)
Jennifer L. Kilgo, Ed.D.; Early Childhood Special Ed. (2013-present)
Jack E. Lemons, Ph.D.; Prosthodontics (2015-emeritus, 2009)
James B. McClintock, Ph.D.; Polar & Marine Biology (2003-present)
Dalton E. McFarland, Ph.D.; Management (1972-emeritus, 1983)
Sergey B. Mirov, Ph.D.; Physics (2010-present)
Sylvie Mrug, Ph.D.; Psychology (2021-present)
Henry Panion, Ph.D.; Music (2000-present)
James Rachels, Ph.D.; Philosophy (1983-2003)
Craig T. Ramey, Ph.D.; Psychology (1997-2002)
David C. Schwebel, Ph.D.; Psychology (2016-present)
Edward Taub, Ph.D.; Psychology (2000-present)
Molly M. Wasko, Ph.D.; Buisness (2021-present)

UNIVERSITY SCHOLARS

William F. Bridgers, M.D.; Public Health (1991-1992)
W. Jack Duncan, Ph.D.; Management (2007-emeritus, 1987-2008)
Virginia V. Hamilton, Ph.D.; History (1981-emerita, 1987)
David E. Harrell, Ph.D.; History (1976-1981; 1985-1990)
Jimmy W. Mays, Ph.D.; Chemistry (2001)
David L. Sparks, Ph.D.; Psychology (1976-1981)
James F. Tent, Ph.D.; History (1990-emeritus, 2010)
Yogesh K. Vohra, Ph.D.; Physics (2001-present)

UAB FACULTY AWARDS AND HONORS

NATIONAL RECOGNITIONS

FULBRIGHT SCHOLARS

1965-1967	Abdullah A. Khatri Psychology	1994-1995	Roger T. Lewis Mathematics
1977-1978	Blaine A. Brownell American and Urban Studies	1995-1996	Voytek Zubek Political Science
	Henry N. McCarl Economics	1995-1997	Mary Umlauf Nursing
1981-1982	Ruth B. LaMonte Education	1996-1997	Tee Hiett Health Services Administration
	J. Walter Mason Environmental Health	1997-1998	Robert A. McLean Health Administration
1982-1983	Daniel R. Lesnick History	1999-2000	Paul Pedersen Education
	Eul Soo Pang History	2002-2003	Jack E. Davis History
1983-1984	Thomas L. St. Pierre Chemistry	2003-2004	Lynda Harrison Nursing
1985-1986	Kathleen S. Logan Anthropology	2004-2005	John Van Sant History
	James F. Mersmann English		Mohammad A. Khaled Nutrition Sciences
	Bruce P. Wheatley Anthropology	2006-2007	Douglas C. Heimburger Nutrition Sciences
1986-1987	W. Jack Duncan Management	2007-2008	Akhlaque Haque Public Administration
	John D. Jones Student Affairs	2011-2012	David Schwebel Psychology (Specialist Award)
	Charles W. Nance Anthropology		Chandrika Piyathilake Medical Sciences
	Larry G. Wharton English		Maja Altarac Public Health
1987-1988	Ralph A. Johnson Center for Labor Education & Research	2013-2014	Peter Anderson Pathology (Specialist Award)
	Mohammed A. Khaled Nutrition Sciences	2014-2015	Stephanie Yates Finance (Specialist Award)
1989-1990	Thomas L. Powers Marketing	2017-2018	Suzanne Judd Public Health
	Frederick P. Smith Criminal Justice	2018-2019	Quamarul Hassan Dentistry
1990-1991	Richard M. Gargiulo Special Education		Chandrika Piyathilake Medical Sciences
1991-1992	Jane M. Christian Anthropology	2019-2020	Suzanne Judd Biostatistics
	Stephen O. Glosecki English		
1992-1993	Bruce Freeman Anesthesiology		
1993-1994	Beverly Hawk Political Science		
	Virginia D. Gauld Student Affairs		

SOURCE: Minutes, the Board of Trustees of the University of Alabama; campus records

UAB FACULTY AWARDS AND HONORS

DISTINGUISHED FACULTY LECTURERS

1964	Dr. Tinsley R. Harrison, Professor of Medicine	1994	Dr. Arnold G. Diethelm, Fay Fletcher Kerner Professor and Chair, Department of Surgery
1965	Dr. Champ Lyons, Professor and Chairman, Department of Medicine	1995	Dr. Albert F. LoBuglio, Director, UAB Cancer Center
1966	Dr. Joseph F. Volker, Vice President for Health Affairs	1996	Dr. Gail H. Cassell, Professor and Chair, Dept. of Microbiology
1967	Dr. Thomas E. Hunt, Professor of Anatomy	1997	Dr. Suzanne Oparil, Professor of Medicine
1968	Dr. Samuel B. Barker, Director of Graduate Studies	1998	Dr. Richard J. Whitley, Professor of Pediatrics, Microbiology, and Medicine
1969	Dr. Howard L. Holley, Professor of Medicine	1999	Dr. Albert D. Pacifico, John W. Kirklin Professor of Cardiovascular Surgery
1970	Dr. Sidney B. Finn, Professor of Dentistry	2000	Dr. Larry J. DeLucas, Director, UAB Center for Biophysical Sciences and Engineering
1971	Dr. Walter B. Frommeyer, Distinguished Professor, University of Alabama	2001	Dr. Robert L. Goldenberg, Charles E. Flowers Professor of Obstetrics and Gynecology
1972	Dr. Charles A. McCallum, Dean, School of Dentistry	2002	Dr. Eric Hunter, Director, Center for AIDS Research
1973	Dr. J. Garber Galbraith, Professor of Surgery	2003	Dr. J. Russell Lindsey, Professor Emeritus of Genomics and Pathobiology
1974	Dr. Elizabeth C. Crosby, Professor Emerita of Anatomy	2004	Dr. William J. Koopman, Professor and Chairman, Department of Medicine
1975	Dr. John W. Kirklin, Fay Fletcher Kerner Professor and Chairman, Department of Surgery	2005	Dr. Jay M. McDonald, Professor and Chairman, Department of Pathology
1976	Dr. S. Richardson Hill Jr., Vice President for Health Affairs	2006	Dr. Jack Lemons, Professor, Department of Prosthodontics
1977	Dr. Thomas N. James, Mary Gertrude Waters Professor of Cardiology and Chairman, Department of Medicine	2007	Dr. Dale J. Benos, Professor, Dept. of Physiology & Biophysics
1978	Dr. Marie L. O'Koren, Dean, School of Nursing	2008	Dr. Robert P. Kimberly, Professor, Department of Medicine
1979	Dr. J. Claude Bennett, Professor and Chairman, Department of Microbiology	2009	Dr. Suzanne Michalek, Professor, Department of Microbiology
1980	Dr. John R. Durant, Director, Comprehensive Cancer Center	2010	Dr. Edward E. Partridge, Professor, School of Medicine
1981	Dr. James A. Pittman Jr., Dean, School of Medicine	2011	Dr. David B. Allison, Professor, School of Public Health
1982	Dr. Max D. Cooper, Professor of Pediatrics	2012	Dr. Stephen Barnes, Professor, Pharmacology and Toxicology
1983	Drs. Wayne and Sara Finley, Director and Co-Director, Laboratory of Medical Genetics	2013	Dr. John F. Kearney, Professor, Department of Microbiology
1984	Dr. Harriet P. Dustan, Director, Cardiovascular Research and Training Center	2014	Dr. Kirby I. Bland, Fay Fletcher Kerner Professor and Chair, Department of Surgery
1985	Dr. Leonard H. Robinson, Dean, School of Dentistry	2015	Dr. Sergio Stagno, Distinguished Professor and Chair Emeritus of Pediatrics
1986	Dr. C. E. Butterworth, Professor and Chairman, Department of Nutrition Sciences	2016	Dr. Karen Meneses, Professor and Associate Dean for Research and Scholarship, School of Nursing
1987	Dr. Dan W. Urry, Director, Laboratory of Molecular Biophysics	2017	Dr. Victor Darley-Usmar, Endowed Professor of Mitochondrial Medicine and Pathology
1988	Dr. Basil I. Hirschowitz, Professor of Medicine	2018	Dr. Mona Fouad, Senior Associate Dean, Diversity and Inclusion, School of Medicine
1989	Dr. Harold M. Fullmer, Professor Emeritus of Pathology	2019	Dr. Gregg H. Gilbert, Distinguished Professor and Chair, Dept. of Clinical and Community Sciences School of Dentistry
1990	Dr. Juan M. Navia, Dean, School of Public Health	2020	Dr. Robert Centor, Professor Emeritus, Dept. of Medicine
1991	Dr. Lionel M. Barger Jr., Professor Emeritus of Pediatric Cardiology	2021	Dr. Smita Bhatia, Director of Institute for Cancer Outcomes and Survivorship, School of Medicine
1992	Dr. Jiri F. Mestecky, Professor of Microbiology		
1993	Dr. Charles E. Bugg, Director, Center for Macromolecular Crystallography		

UAB FACULTY AWARDS AND HONORS

ELLEN GREGG INGALLS/NATIONAL ALUMNI SOCIETY AWARD FOR EXCELLENCE IN CLASSROOM TEACHING AT UAB

1967-1970	Dr. Hubert H. Harper, Associate Professor of English and Classical Languages	1995-1996	Ms. Judy Taylor, Assistant Professor in Nursing
1970-1971	Ms. Charlotte Gafford, Instructor in English	1996-1997	Dr. Colin J. Davis, Associate Professor of History
1971-1972	Dr. Hubert H. Harper, Associate Professor of English and Classical Languages	1997-1998	Dr. Carl E. McFarland Jr., Professor and Chair of Psychology
1972-1973	Mr. James Dupuy, Instructor in Mathematics	1998-1999	Dr. Anne M. Cusic, Instructor in Biology
1973-1974	Dr. Robert L. Penny, Assistant Professor of English	1999-2000	Dr. Jerry T. Aldridge, Professor of Education
1974-1975	Dr. Glenda Elliott, Assistant Professor of Education	2000-2001	Dr. Joe K. Gerald, Assistant Professor in Surgical Physician Assistant Program
1975-1976	Dr. John S. Coley, Professor of English	2001-2002	Dr. Maryann M. Manning, Professor of Education
1976-1977	Dr. Roberta A. Long, Associate Professor of Education	2002-2003	Dr. J. Barry Andrews, Professor and Chair of Materials Science and Engineering
1977-1978	Dr. Maryann M. Manning, Assoc. Prof. of Education	2003-2004	Mr. Ollie S. Powers III, Associate Professor of Accounting
1978-1979	Dr. Gary L. Manning, Associate Professor of Education	2004-2005	Dr. Ellen Buckner, Associate Professor of Nursing
1979-1980	Dr. Carl E. McFarland Jr., Asst. Prof. of Psychology	2005-2006	Dr. Sandra Jean O'Neal, Professor and Chair of Prosthodontics
1980-1981	Mr. James H. Hawk, Lecturer in Physics	2006-2007	Dr. Rosalia N. Scripa, Professor of Engineering
1981-1982	Dr. Loudell Ellis-Robinson, Professor of Accounting	2007-2008	Dr. Ferris J. Ritchey, Professor of Sociology
1982-1983	Ms. Lillian Naumann, Instructor in Biology	2008-2009	Dr. Peter V. Anderson, Professor of Pathology
1983-1984	Dr. David A. Conner, Professor and Chair of Electrical Engineering	2009-2010	Dr. Charles L. Watkins, Professor of Chemistry
1984-1985	Dr. Lee R. Summerlin II, Professor of Chemistry	2010-2011	Dr. Robin D. Foley, Associate Professor of Materials Science and Engineering
1985-1986	Dr. James F. Mersmann, Associate Professor of English	2011-2012	Dr. Alan Eberhardt, Professor of Engineering
1986-1987	Mr. Ollie S. Powers III, Assistant Professor of Accounting	2012-2013	Dr. Gregg M. Janowski, Professor of Engineering
1987-1988	Dr. Ada W. Long, Associate Professor of English	2013-2014	Dr. Pauline Jolly, Professor, School of Public Health
1988-1989	Dr. J. Barry Andrews, Professor of Materials Science and Engineering	2015-2016	Dr. Joseph G. Van Matre, Professor, Collat School of Business
1989-1990	Dr. Michael R. Bowers, Assistant Professor of Marketing	2016-2017	Dr. Robert M. Centor, Professor and Regional Dean, Huntsville
1990-1991	Dr. Stephen O. Glosecki, Associate Professor of English	2017-2018	Dr. Michael E. Sloane, Assistant Professor of Psychology
1991-1992	Dr. Thomas P. Edmonds, Professor of Accounting	2018-2019	Dr. Gustavo (Tavo) R. Heudebert, Division of General Internal Medicine
1992-1993	Dr. Fouad H. Fouad, Associate Professor of Civil Engineering	2019-2020	Dr. Jennifer L. Kilgo, Dept. of Curriculum Instruction
1993-1994	Dr. Gregory E. Pence, Professor of Philosophy	2020-2021	Dr. Robin Lester, Department of Neurobiology
1994-1995	Ms. Virginia S. Volker, Instructor in Biology		

Date shown is the academic year covered by the award. Academic appointment shown for each award winner is the primary appointment held at the time of the award.

SOURCE: UAB Public Relations and Marketing

UAB FACULTY AWARDS AND HONORS

CAROLYN P. AND CHARLES W. IRELAND PRIZE FOR SCHOLARLY DISTINCTION

1991	Dr. Joan Lorden Psychology
1992	Dr. James Rachels Philosophy
1993	Dr. James McClintock Biology
1994	Dr. James Tent History
1995	Dr. Roger Lewis Mathematics
1996	Dr. Henry Panion Music
1997	Dr. Edward Taub Psychology
1998	Dr. Harold Kincaid Philosophy
1999	Dr. Dennis R. Covington English
2000	Dr. Craig T. Ramey Civitan International Research Center
2001	Dr. Jimmy W. Mays Chemistry
2002	Dr. William C. Carter Foreign Languages and Literature
2003	Dr. Yogesh K. Vohra Physics
2004	Dr. William C. Cockerham Sociology
2005	Dr. Raymond A. Mohl History
2006	Dr. Wayne J. Brouillette Chemistry
2007	Dr. Stephen A. Watts Biology
2008	Dr. Karlene K. Ball Psychology
2009	Dr. Sergey B. Mirov Physics
2010	Dr. Colin J. Davis History and Anthropology
2011	Dr. Rebecca Ann Bach English
2012	Dr. Yakov Kasman Music
2013	Dr. David C. Schwebel Psychology
2014	Dr. Kieran Quinlan English
2015	Dr. Trygve Tollefsbol Biology
2016	Dr. Charles Amsler Biology
2017	Dr. Heith Copes Criminal Justice
2018	Dr. Heather McPherson Art and Art History
2019	Dr. Gregory E. Pence College of Arts and Science
2020	Dr. Steven N. Austad Biology
2021	Dr. Sylvie Mrug Psychology

ODESSA WOOLFOLK COMMUNITY SERVICE AWARD

1998	Dr. Linda W. Goodson
1999	Dr. Susan K. Key
2000	Dr. Ada W. Long
2001	Dr. Michael S. Saag
2002	Dr. Stephen L. Hajduk
2003	Dr. Mark E. LaGory
2004	Dr. Mona Fouad
2005	Dr. Ken R. Marion
2006	Dr. Edward E. Partridge
2007	Dr. Isabel Scarinci
2008	Dr. John Thornton
2009	Dr. Brian Geiger
2010	Dr. Max Michael III
2011	Dr. Tamilane Blaudeau
2012	Dr. Stephen Yoder
2013	Dr. Lawrence J. DeLucas
2014	Dr. Cynthia Ryan
2015	Dr. James B. McClintock
2016	Dr. Alison Chapman
2017	Dr. Michele Kong
2018	Dr. Cynthia Selleck
2019	Dr. Monica L. Baskin
2020	Dr. Shauntice Allen
2021	Dr. Janene Sims

SOURCE: UAB Office of the Vice Provost for Student and Faculty Success

2021-2022 FACTS & FIGURES

FINANCIAL AND PHYSICAL RESOURCES



SELECTED UAB FINANCIAL HIGHLIGHTS

FY 2018–2019 THROUGH FY 2020–2021

	2018-2019	2019-2020	2020-2021
Tuition and Fees (gross)	\$320,141,055	\$330,385,766	\$335,202,452
State Appropriations ¹	\$287,691,735	\$306,964,712	\$314,953,056
Gifts, Grants & Contracts ²	\$577,826,256	\$560,483,187	\$692,932,775
Hospital Sales & Services	\$2,166,019,889	\$2,297,721,030	\$2,721,441,492
Total Revenues	\$4,247,388,562	\$4,459,111,293	\$5,520,312,481
Total Assets	\$5,531,964,174	\$5,931,550,113	\$6,763,366,219
Instructional Expenditures	\$287,227,119	\$283,997,293	\$293,021,318
Hospital Expenditures ³	\$1,942,999,281	\$2,060,966,252	\$2,384,320,272
Auxiliary Expenditures	\$676,957,921	\$724,094,537	\$739,844,793

NOTES:

Financial data are based on the published financial statement for that year and do not necessarily reflect subsequent changes in accounting practices.

The information in this table has been modified from similar tables in earlier editions of *Facts & Figures*. Therefore, direct comparisons with earlier tables may not be appropriate.

¹ Includes state appropriations for educational and general (E&G), hospital, and auxiliary enterprises.

² Includes indirect cost recovery. Excludes endowment and capital gifts.

³ Includes bad debt expense as follows: 2017-18 - \$152,151,403; 2018-19 - \$157,700,738; 2019-20 - \$187,887,453; 2020-21 - \$248,640,076

SOURCE: Published UAB Financial Statements and the Office of the Associate Vice President for Financial Affairs

UAB FINANCIAL PROFILE

FY 2020–2021 ACTUAL

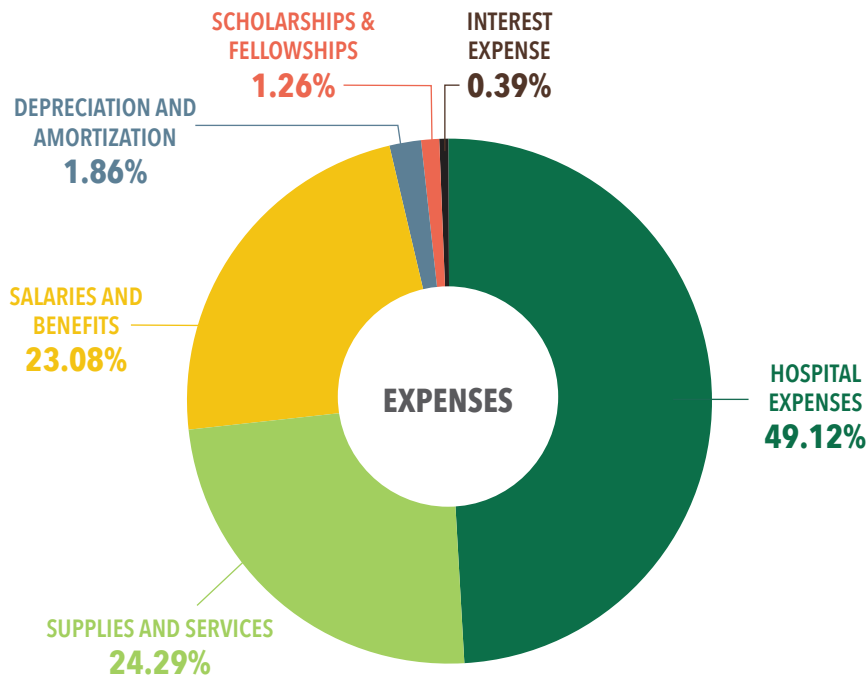
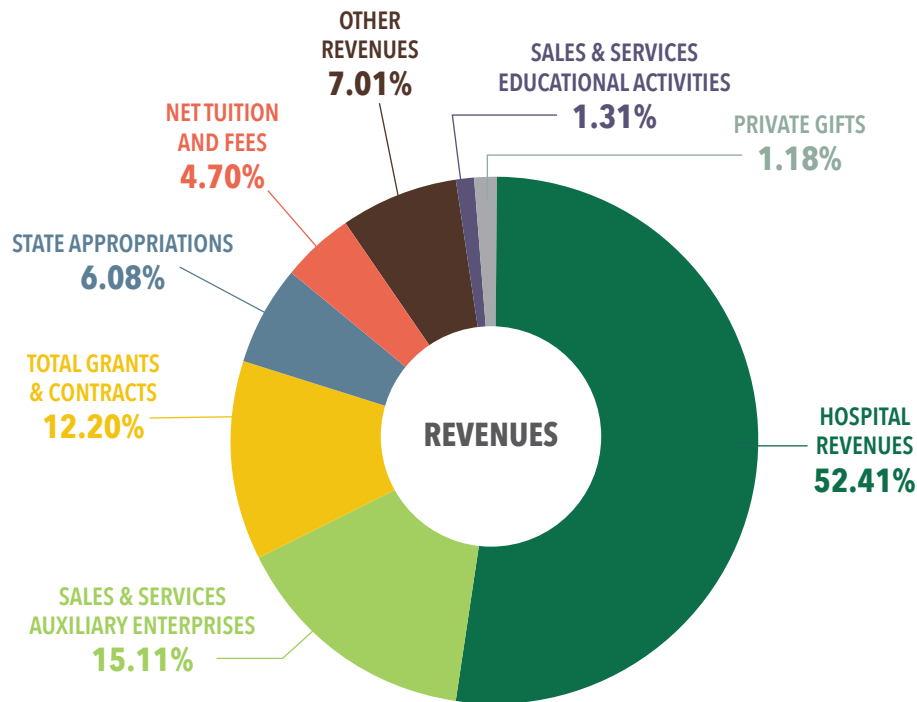
	2021
Operating Revenues	
Tuition and fees	\$ 335,202,452
Less: scholarship allowance	(91,726,065)
Tuition and fees, net	243,476,387
Grants and contracts:	
Federal	431,152,917
State	10,601,841
Local	2,733,401
Private	82,238,852
Sales and services:	
Educational activities	67,666,602
Hospital, net of bad debt expense of \$248.6 million	2,472,801,416
Other auxiliary enterprises, net of scholarship allowance of \$1.8 million	782,355,857
Other operating revenues	40,280,076
Total operating revenues	\$ 4,133,307,349
Operating Expenses	
Salaries, wages and benefits	\$ 1,963,628,897
Supplies and services	2,174,043,204
Depreciation and amortization	156,533,614
Scholarships and fellowships	55,053,095
Total operating expenses	\$ 4,349,258,810
Operating loss	\$ (215,951,461)
Nonoperating Revenues (Expenses)	
Gains and losses	
Economic Relief	\$ 412,719
State educational appropriations	314,953,056
Grants and Contracts	105,093,454
Gifts	61,112,310
Investment income (loss)	555,919,121
Interest expense	(35,280,621)
Loss on asset disposition, net	(1,907,293)
Net other nonoperating (expense) revenue	9,284,341
Net nonoperating revenues	\$ 1,009,587,087
Income (Loss) before other revenues, expenses, gains, losses, and transfers	\$ 793,635,626
Other Changes in Net Assets	
Capital and endowment activities	
State capital funds	\$ 3,610,767
Capital grants and contracts	-
Capital gifts	1,645,260
Endowment gifts	33,163,130
Intergovernmental transfers	-
Net other changes in net assets	\$ 38,419,157
Increase in net assets	\$ 832,054,783

NOTE: Includes the balances and activities of UAB's blended component units. Please reference the notes to the financial statements for other important information.

SOURCE: UAB Financial Affairs

UAB FINANCIAL PROFILE

FY 2020-2021 ACTUAL



NOTES:

Hospital revenues include sales and services revenue, other operating revenues, and investment income. Other revenues include non-hospital other operating and non-operating revenues and investment income (loss). Revenues and expenses include the activities of UAB's Hospital and blended component units [Alabama Care Plan (ACP), Triton Health Systems LLC, UAB Hospital Management LLC, and UAB Research Foundation]. Capital and Endowment activities are not included in the above analysis.

SOURCE: Published UAB Financial Statements and the Office of the Associate Vice President for Financial Affairs

UAB STATE FUNDING

FROM THE EDUCATION TRUST FUND

AS ENACTED FY 1967–1968 TO FY 2021–2022

Fiscal Year	UAB Request	ACHE Recommendation	Governor's Recommendation	Original Appropriation	
2021-22	333,981,982	320,345,165	328,382,234	329,382,234	¹⁴
2020-21	327,504,103	317,686,136	318,810,579	309,414,756	¹⁴
2019-20	326,828,620	297,102,226	297,241,410	301,195,963	¹⁴
2018-19	326,527,605	279,598,933	281,977,577	281,745,624	¹⁴
2017-18	367,298,315	270,569,461	274,588,946	272,081,756	¹⁴
2016-17	365,746,842	266,280,464	271,452,565	272,081,756	¹⁴
2015-16	364,340,077	264,409,568	273,614,369	267,329,095	¹⁴
2014-15	364,340,077	260,804,527	266,850,319	264,706,549	¹⁴
2013-14	365,285,853	266,401,351	263,327,361	262,936,603	¹⁴
2012-13	365,285,853	275,329,767	258,025,709	258,386,290	¹⁴
2011-12	358,941,736	288,042,665	267,016,678	268,566,258	¹⁴
2010-11	358,811,486	286,048,142	266,509,376	261,894,483	¹⁴
2009-10	362,923,548	359,594,984	282,032,631	282,968,361	^{14,15}
2008-09	407,056,000	365,055,735	314,478,004	320,111,373	^{14,15}
2007-08	370,836,760	359,524,170	351,310,338	353,961,485	¹⁴
2006-07	298,725,538	287,673,961	306,972,657	310,661,485	
2005-06	259,860,966	254,242,544	254,242,543	260,174,828	
2004-05	245,917,325	238,250,286	222,868,737	225,966,057	
2003-04	250,965,529	227,114,415	219,688,766	219,773,186	^{12,13}
2002-03	245,322,089	227,260,481	219,019,853	218,230,895	¹²
2001-02 ¹¹	256,627,315	231,907,993	205,919,985	213,335,122	¹²
2000-01 ¹¹	228,226,882	224,484,654	219,532,486	219,912,486	¹²
1999-00 ¹¹	220,240,493	212,400,799	203,248,005	207,478,983	¹²
1998-99 ¹¹	217,954,281	198,359,499	191,112,548	192,564,684	
1997-98	197,376,459	195,086,299	182,987,673	183,984,625	
1996-97 ¹⁰	216,099,194	191,571,618	159,292,757	182,755,980	
1995-96 ⁸	196,784,010	179,743,681	145,338,599	182,655,980	
1994-95	174,086,656	170,217,281	163,068,408	165,184,208	^{7,9}

¹ Appropriations are shown as originally enacted. Budgets have been prorated as follows: 1978-79 - 2.9811%; 1979-80 - 6.1406%; 1980-81 - 3.568%; 1985-86 - 4.1233%; 1990-91 - 6.5%; 1991-92 - 3%; 2000-01 - 6.2%, 2008-09 - 11.0%, 2009-10 - 9.5%, 2010-11 - 3.0%. In FY 1992-93, UAB received supplemental appropriations totalling \$4,351,070. In FY 2001-02, the appropriation was adjusted to \$212,869,757.

² The Governor's Recommendation contained one amount for the University of Alabama System.

³ The Alabama Commission on Higher Education made its first recommendation in the 1973-75 biennium.

⁴ Beginning in FY 1988-89, figures include funding for Special Mental Health. Prior to FY 1988-89, funding for Special Mental Health was allocated separately. Since ACHE does not make a recommendation for Special Mental Health funding, the prior year's appropriation is substituted as the recommendation.

⁵ Original Appropriation amount includes FICA. FICA was not included in UAB's request or ACHE's recommendation.

⁶ FICA is included in all figures from FY 1992-93 forward.

⁷ In FY 1993-94, UAB also received \$100,000 for minority business recruitment and \$300,000 for the Bevell Center for Biotechnology. In FY 1994-95 and FY 1995-96, UAB received \$350,000 for the Bevell Center.

⁸ From FY 1995-96 to FY 1998-99, data include UAB Walker College where appropriate.

⁹ Original appropriation includes teachers retirement of \$29,763,321 which was directly appropriated to UAB.

¹⁰ Beginning in FY 1996-97, figures include funding for teachers retirement. Since ACHE did not make a recommendation for teachers' retirement funding in FY 1996-97, the prior year's appropriation is substituted as the recommendation.

¹¹ In FY 1998-99 and FY 1999-00, UAB also received \$348,735 to fund a teacher in-service center in the School of Education. In FY 2000, the amount was increased to \$351,606. Beginning in FY 2002, teacher in-service centers were funded through the State Department of Education.

¹² UAB also received funding for line items for the Cystic Fibrosis Center (\$200,000) and the Holmes Brain Tumor Research Center (\$200,000) in FY 2000-01. In FY 2001-02 and FY 2002-03, funding for both lines were reduced to \$178,220, and UAB received \$84,420 for the emergency medicine residency program. In FY 2003-04, the lines were cut to \$44,555 and emergency medicine received \$21,105. In FY 2004-05, all funding for these special lines (Cystic Fibrosis Center, Holmes Brain Tumor Research Center, and the Emergency Medicine Residency Program) was cut.

¹³ UAB also received funding distributed through ACHE for Knight v AL Minority Faculty Recruitment and Retention in the amount of \$539,525.

¹⁴ The Original Appropriation amount includes a special line of funding for the UAB Cancer Center in the amount of \$5 million for 2007-08 and 2008-09; \$4,516,609 for 2009-10; \$4,177,863 for 2010-11; and \$5,052,527 2011-12 forward.

¹⁵ Excludes funding distributions for the state fiscal stabilization funds allocated to Alabama by the American Recovery and Reinvestment Act.

UAB STATE FUNDING

FROM THE EDUCATION TRUST FUND

AS ENACTED FY 1967–1968 TO FY 2021–2022

Fiscal Year	UAB Request	ACHE Recommendation	Governor's Recommendation	Original Appropriation ¹
1992-93 ⁶	173,166,984	144,241,231		136,230,017 ⁷
1991-92 ⁵	157,091,034	137,635,377		140,081,381
1990-91	148,171,566	136,489,897		128,399,290
1989-90	136,927,929	126,808,097		115,759,036
1988-89 ⁴	127,513,440	113,630,997		117,179,843
1987-88	122,426,275	102,672,967	97,632,142	98,635,173
1986-87	139,973,045	114,677,669	96,662,640	97,162,640
1985-86	119,191,528	106,927,000	105,138,359	107,388,359
1984-85	101,242,132	93,758,000	86,625,930	87,275,930
1983-84	99,579,000	93,071,000	70,272,751	70,701,053
1982-83	108,721,564	87,329,341	69,952,098	69,676,355
1981-82	104,673,576	83,704,000	62,172,442	63,975,600
1980-81	97,723,505	84,563,800	67,950,000	68,350,000
1979-80	98,497,422	75,784,800	59,970,512	60,170,512
1978-79	79,541,318	62,707,368	61,159,512	59,970,512
1977-78	60,757,369	52,747,352	50,946,789	47,707,789
1976-77	59,314,197	41,144,509	34,093,400	37,057,200
1975-76	36,357,498	30,636,318	34,093,400	38,443,400
1974-75	28,249,988	25,702,448	23,839,507	25,101,220
1973-74	25,336,139	23,399,914	21,742,525	20,403,000
1972-73	27,432,974		13,035,704	14,673,988
1971-72	22,330,398	-	13,035,704	12,583,000
1970-71	26,371,000	-	10,327,647	8,958,000
1969-70	19,565,000	-	9,567,217	8,095,000
1968-69	9,863,016	-	5,514,236	7,192,342
1967-68	8,940,424	-	5,514,236	5,720,000

¹ Appropriations are shown as originally enacted. Budgets have been prorated as follows: 1978-79 - 2.9811%; 1979-80 - 6.1406%; 1980-81 - 3.568%; 1985-86 - 4.1233%; 1990-91 - 6.5%; 1991-92 - 3%; 2000-01 - 6.2%; 2008-09 - 11.0%; 2009-10 - 9.5%; 2010-11 - 3.0%. In FY 1992-93, UAB received supplemental appropriations totalling \$4,351,070. In FY 2001-02, the appropriation was adjusted to \$212,869,757.

² The Governor's Recommendation contained one amount for the University of Alabama System.

³ The Alabama Commission on Higher Education made its first recommendation in the 1973-75 biennium.

⁴ Beginning in FY 1988-89, figures include funding for Special Mental Health. Prior to FY 1988-89, funding for Special Mental Health was allocated separately. Since ACHE does not make a recommendation for Special Mental Health funding, the prior year's appropriation is substituted as the recommendation.

⁵ Original Appropriation amount includes FICA. FICA was not included in UAB's request or ACHE's recommendation.

⁶ FICA is included in all figures from FY 1992-93 forward.

⁷ In FY 1993-94, UAB also received \$100,000 for minority business recruitment and \$300,000 for the Bevill Center for Biotechnology. In FY 1994-95 and FY 1995-96, UAB received \$350,000 for the Bevill Center.

⁸ From FY 1995-96 to FY 1998-99, data include UAB Walker College where appropriate.

⁹ Original appropriation includes teachers retirement of \$29,763,321 which was directly appropriated to UAB.

¹⁰ Beginning in FY 1996-97, figures include funding for teachers retirement. Since ACHE did not make a recommendation for teachers' retirement funding in FY 1996-97, the prior year's appropriation is substituted as the recommendation.

¹¹ In FY 1998-99 and FY 1999-00, UAB also received \$348,735 to fund a teacher in-service center in the School of Education. In FY 2000, the amount was increased to \$351,606. Beginning in FY 2002, teacher in-service centers were funded through the State Department of Education.

¹² UAB also received funding for line items for the Cystic Fibrosis Center (\$200,000) and the Holmes Brain Tumor Research Center (\$200,000) in FY 2000-01. In FY 2001-02 and FY 2002-03, funding for both lines were reduced to \$178,220, and UAB received \$84,420 for the emergency medicine residency program. In FY 2003-04, the lines were cut to \$44,555 and emergency medicine received \$21,105. In FY 2004-05, all funding for these special lines (Cystic Fibrosis Center, Holmes Brain Tumor Research Center, and the Emergency Medicine Residency Program) was cut.

¹³ UAB also received funding distributed through ACHE for Knight v AL Minority Faculty Recruitment and Retention in the amount of \$539,525.

¹⁴ The Original Appropriation amount includes a special line of funding for the UAB Cancer Center in the amount of \$5 million for 2007-08 and 2008-09; \$4,516,609 for 2009-10; \$4,177,863 for 2010-11; and \$5,052,527 2011-12 forward.

¹⁵ Excludes funding distributions for the state fiscal stabilization funds allocated to Alabama by the American Recovery and Reinvestment Act.

UAB SPONSORED PROJECT EXPENDITURES

FY 2015–2021

	FY 2015	FY 2016	FY 2017	FY 2018	FY 2019	FY 2020	FY 2021
Arts and Sciences	\$14,819,587	\$14,997,064	\$14,983,640	\$17,118,643	\$17,774,910	\$17,144,469	\$18,827,423
Business	\$69,560	\$140,612	\$160,055	\$204,750	\$89,093	\$98,865	\$194,083
Dentistry	\$12,943,890	\$13,921,379	\$12,919,389	\$12,478,037	\$11,254,606	\$5,971,726	\$5,975,500
Education	\$5,025,923	\$4,720,339	\$4,842,659	\$6,712,527	\$8,277,800	\$6,608,607	\$6,405,173
Engineering	\$7,763,027	\$10,704,793	\$11,678,497	\$11,916,157	\$13,159,567	\$11,344,560	\$13,507,106
Graduate School	\$330,605	\$381,005	\$244,974	\$62,503	-	-	-
Health Professions	\$9,849,489	\$10,473,789	\$11,251,427	\$13,980,766	\$17,079,876	\$16,125,875	\$17,488,496
Institutional / Provost	\$3,506,092	\$3,761,116	\$4,116,163	\$5,625,754	\$5,692,630	\$6,747,725	\$7,180,059
Joint Health Sciences	\$61,768,125	\$65,486,631	\$73,433,744	\$78,541,997	\$86,590,930	\$87,853,165	\$93,102,173
Medicine	\$208,075,687	\$230,728,917	\$243,894,664	\$263,374,862	\$272,554,452	\$279,109,014	\$297,341,030
Nursing	\$6,720,131	\$4,627,209	\$7,452,943	\$8,613,188	\$8,858,801	\$8,862,083	\$8,725,892
Optometry	\$9,932,723	\$6,046,563	\$4,004,327	\$3,359,946	\$4,095,447	\$3,404,788	\$4,330,627
Public Health	\$41,387,659	\$34,256,614	\$35,009,341	\$23,986,292	\$25,962,812	\$28,303,055	\$36,448,763
University Libraries	\$17,060	\$4,922	\$1,383	\$2,500	\$4,374	-	-
TOTAL	\$382,209,558	\$400,250,953	\$423,993,206	\$445,977,924	\$471,395,298	\$471,573,932	\$509,526,323

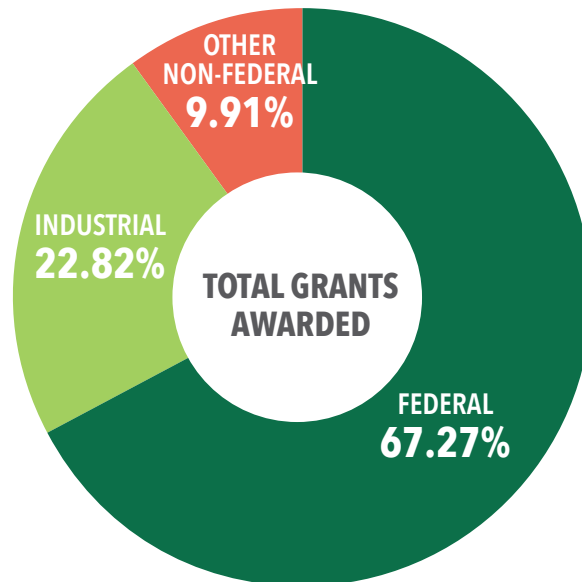
NOTE: Includes indirect costs. Negatives represent expenditures from a prior year that were refunded to the sponsored project during the reporting year.

SOURCE: UAB Grants and Contracts Accounting

UAB SUMMARY OF GRANTS AND CONTRACTS AWARDED

FY 2021

	FEDERAL	INDUSTRIAL	OTHER NON-FEDERAL	TOTAL	PERCENT OF TOTAL
College of Arts and Sciences	\$23,809,355	\$224,178	\$4,315,450	\$28,348,983	4.38%
School of Education	\$810,801	0	\$3,048,099	\$3,858,900	0.60%
School of Business	\$174,714	\$15,000	0	\$189,714	0.03%
School of Dentistry	\$5,941,041	\$108,347	\$123,608	\$6,172,996	0.95%
School of Engineering	\$13,997,325	\$180,207	\$129,553	\$14,307,085	2.21%
School of Health Professions	\$17,587,282	\$672,571	\$1,634,025	\$19,893,878	3.07%
Academic Joint Health Sciences	\$81,604,312	\$2,051,437	\$6,051,693	\$89,707,442	13.85%
School of Medicine	\$237,375,686	\$140,084,619	\$37,733,540	\$415,193,845	64.11%
School of Nursing	\$13,913,458	0	\$1,382,677	\$15,296,135	2.36%
School of Optometry	\$4,459,717	\$512,615	\$111,496	\$5,083,828	0.78%
School of Public Health	\$28,442,546	\$3,954,194	\$5,925,433	\$38,322,173	5.92%
Central Administration	\$7,546,658	\$1,000	\$3,749,098	\$11,296,756	1.74%
UAB TOTAL	\$435,662,895	\$147,804,168	\$64,204,672	\$647,671,735	100%



NOTE: These data were generated from the IRAP grants and contracts computer system.

These data do not include any awards provided by The Coronavirus Aid, Relief, and Economic Security Act or, CARES Act, passed by Congress on March 27th, 2020. This bill allotted \$2.2 trillion to provide fast and direct economic aid to the American people negatively impacted by the COVID-19 pandemic. Of that money, approximately \$14 billion was given to the Office of Postsecondary Education as the Higher Education Emergency Relief Fund, or HEERF. To date, the amount awarded to UAB for HEERF was \$12.1M in FY20 and \$59M in FY21. In addition, UAB SoPH received \$142M in CDC CARES Act funding through the Alabama Department of Public Health in FY21.

SOURCE: Office of Sponsored Programs

UAB BUILDING SUMMARY

FALL 2021

Category	Building Name	Gross Square Footage	Construction Completed or Acquired		
Hospital	176 Facility	616,066	2010		
	2020 Building	9,854	1988*		
	502 Building	9,030	2005		
	516 Building	4,584	2000		
	Center for Psychiatric Medicine	161,863	1992		
	Center for Psychiatric Medicine Parking	25,695	1992		
	Gardendale Freestanding Emergency Dept	26,806	2019		
	General Services Building	53,260	1979		
	General Services Building 3rd, 4th, and 5th Floor Expansion	77,157	1991		
	Hospital Support Building	43,385	2004		
	Jefferson Tower	302,006	1940		
	Jefferson Tower - South Wing Addition	21,947	1970		
	Medical Center Hotel	75,043	2018		
	Medical Education Building	49,865	1977		
	New Hillman Building	62,415	1928		
	North Pavilion (UAB Hospital)	877,036	2004		
	North Wing-Jefferson Tower Addition	122,584	1966		
	Old Hillman Building	46,080	1902		
	Orthopaedic Specialties Building	31,055	2010		
	Physician's Office Building	131,415	2010		
	Quarterback Tower	92,682	1976		
	Russell Ambulatory Wing, University Hospital	93,992	1977		
	Spain & McDonald Clinic	8,786	1990*		
	Spain Rehabilitation Center	65,016	1963		
	Spain Rehabilitation Center - Pizitz Memorial Pool Addition	3,008	1987		
	Spain Rehabilitation Center Addition	35,659	1969		
	Spain Rehabilitation Center Addition II	50,975	1991		
	Spain Tower (South half of Spain/Wallace Building)	127,294	1979		
	Spain Tower 8th and 9th Floor Expansion	37,622	1984		
	Spain Tower Kidney Transplant Unit Expansion	18,243	1982		
	Trash Compactor Facility	2,262	1982		
	Trauma Communications Center	1,731	1960*		
	UAB Highlands	467,761	2010*		
	UAB Medicine Gardendale Primary & Specialty Care	39,842	2019		
	UAB Medicine Hoover Primary & Specialty Care	41,122	2020		
	Wallace Tower (North half of Spain/Wallace Building)	103,418	1979		
	Wallace Tower 7th, 8th, and 9th Floor Expansion	29,024	1984		
	Wallace Tower 8th Floor Expansion	18,278	2011		
	West Pavilion	388,084	1991		
	White Building	3,221	1991*		
	Leased	10th Street Warehouse	41,956	2016	(R)
		1110 Building	2,143	2020	(R)
		1701 Building	4,372	2005	(R)
		2221 Building	10,245	2021	(R)
		2300 Building	20,962	2012	(R)
		3100 Building	14,000	2021	(R)
		3307 Building	22,075	2021	(R)
	405 Building	1,294	2021	(R)	
	410-B Building	25,754	2020	(R)	
	508 Building	25,781	2009*	(N)	
	530 Building	18,622	2021	(R)	
	725 Building	14,319	1999	(R)	
	916 Building	3,816	2011	(R)	
	Avondale Administration Building	189,298	2018	(R)	
	Burleson Building	9,623	1988*	(R)	
	Callahan Eye Foundation Hospital	236,602	1988	(R)	
	Children's Hospital Ambulatory Care Center	99,025	1994	(R)	
	Children's Hospital Harbor Center	63,619	2003	(R)	
	Children's Hospital Tower	99,312	1992	(R)	
	Cramer Hall	156	2010	(R)	
	Dewbery Building	69,472	2020	(R)	
	Health Clinic (Hoover)	5,409	2002	(R)	
	Health Clinic (Invemess)	6,423	2002	(R)	
	Highlands Trail Apartment	1,000	2021	(R)	
	Innovation Depot	2,350	2014	(R)	
	Jasper Family Services	110	2021	(R)	
	Jefferson County Dept of Health - Midfield	1,701	2015	(R)	
	Jefferson County Department of Health	1,200	2014	(R)	
	John N. Whitaker Building	180,914	2001	(R)	
	Kirklin Clinic	577,350	1999	(R)	
	Kirklin Clinic Acton Road	27,944	2005	(R)	
	Kirklin Clinic Parking Deck	5,489	2001	(R)	
	Lakeshore Wallace Building	20,503	2018	(R)	
	Magnolia Office Park Suite	15,290	2005	(R)	
	Medical Towers	155,881	1975	(R)	
	Montgomery Regional Medical Campus	5,524	2015	(R)	
	Morrow Medical Tower (Montgomery)	12,702	2012	(R)	
	Park Place I South	26,157	2010	(R)	
	Park Place II North	36,248	2008	(R)	
	Paula Building	21,084	2000	(R)	
	Railroad Square	20,858	2012	(R)	
	Sturbridge Commons Apartment	1,000	2021	(R)	
	UAB Medicine Leeds Clinic	17,056	2016	(R)	
	UAB Medicine Outreach Lab - Birmingham	4,763	2015	(R)	
	UAB Medicine Outreach Lab - Gardendale	7,584	2015	(R)	

*Acquired; (R) = Externally owned; UAB rents space; (L) = UAB-owned; space leased out; (N) = Name changed

SOURCE: UAB Cost Analysis-Space Analysis

UAB BUILDING SUMMARY

FALL 2021

Category	Building Name	Gross Square Footage	Construction Completed or Acquired	
Leased (continued)	University House	3,100	2017	(R)
	Vaughan Regional Medical Center (Selma)	15,093	2005	(R)
	Winfield Office Building	1,500	2021	
Parking	10th Avenue Parking Deck	146,308	1981*	
	12th Street Parking Deck	224,916	2004	
	16th Street Parking Deck	470,425	2006	
	19th Street Parking Deck	195,369	1970	
	19th Street Parking Deck Expansion	101,220	1991	
	5th Avenue Parking Deck	295,166	2000	
	6th Avenue Park Deck Addition	186,593	2003	
	6th Avenue Parking Deck	406,521	1982	
	9th Avenue Parking Deck	215,748	1996	
	Administration Building Parking Deck	130,752	1994*	
	Blount Hall Parking Deck	61,652	2014	
	University Boulevard Parking Deck	258,775	1987	
	University	Highland's Parking Deck	177,465	2010*
1000 Building		4,175	2013	
1113 Building		2,963	2017	
1613 Building		2,268	2020*	
1629 Building		2,881	2020*	
430-A Building		17,919	2013	
430-B Building		19,470	2014	
430-C Building		6,753	2014	
501 Building		67,046	2001*	
526 Building		3,528	1993	
616 Building		9,128	2006*	
801 Financial Services Building		109,483	2016*	(N)
820 Building		7,260	2006*	
822 Building		8,775	2006*	
825 Building		4,494	2016*	
901 Building		24,008	2020*	
912 Building		25,455	2001	
936 Building		32,363	2012	
Abroms-Engel Institute for the Visual Arts		26,778	2014	
Administration Building		195,120	1993*	
Alumni Building		14,481	2010	
Alys Robinson Stephens Performing Arts Center		115,465	1996	
Alys Robinson Stephens Performing Arts Center Addition		1,932	2004	
Bartow Arena		167,684	1988	
Bartow Arena Office Towers		18,988	1992	
Bell Building		47,339	1955	
Bevill Biomedical Sciences Research Building		223,712	1993	
Birmingham Regional Emerg. Medical Services System (BREMSS)		4,157	1985*	
Blazer Hall II (Student Residence)		205,876	2013	
Blount Hall (Student Residence)		193,522	2013	
Boshell Diabetes Education and Research Building		128,764	1973	
Bridges (Enclosed)		49,100	NA	
Camp Hall (Student Residence)		156,540	1980	
Campbell Hall		103,089	1978	
Campbell Hall 3rd and 4th Floor Expansion		101,795	1991	
Campus Recreation Center		154,623	2005	
Center for Biophysical Sciences and Engineering		58,290	1989*	
Center for Biophysical Sciences and Engineering Addition		19,202	2001	
Center for Research in Women's Health		25,587	2001	
Central Laundry Building		35,464	1986	
Central Utility No. 1 and Addition		22,333	1971	
Central Utility No. 3 and Addition		27,558	1991	
Central Utility No. 5		22,649	2004	
Chauncey Sparks Center		111,458	1969	
Chemistry Building		44,093	1972	
Chemistry Building 3rd Floor Addition		22,447	2005	
Chevron Building		48,167	1989*	
Civitan International Research Center		59,158	1992	
Collat School of Business		113,309	2018	
Community Care Building		59,718	1991*	
Community Health Services - 19th		87,860	1981*	
Community Health Services - 20th		66,331	1979*	
Cook Springs Farm (6 Buildings)		16,651	1980*	
Cudworth Building	48,273	1963		
Denman Hall (Student Residence)	68,806	1973		
Education & Engineering Complex	138,778	1983	(N)	
Express 4 Storage	989	2017		
Facilities Administration Annex No. 1	3,166	1994*		
Facilities Administration Building	24,590	1994*		
Facilities Training Center	1,919	1995		
Faculty Office Tower	102,731	2003		
Fleet Operations Center	1,302	1989*	(N)	
Football Operations Building	50,098	2017		
Gold Hall	223,945	2015	(N)	
Hansell/Hulsey Center Addition	6,182	2004	(N)	
Hansell/Hulsey Center for Arts and Humanities	52,464	1981		
Henry Peters Building	78,192	1975		
Henry Peters Building Parking	27,302	1975	(N)	

*Acquired; (R) = Externally owned; UAB rents space; (L) = UAB-owned; space leased out; (N) = Name changed

SOURCE: UAB Cost Analysis-Space Analysis

UAB BUILDING SUMMARY

FALL 2021

Category	Building Name	Gross Square Footage	Construction Completed or Acquired	
University (Continued)	Heritage Hall Building	99,660	2007	
	Hill Student Center	166,045	2015	
	Hoehn Engineering Building	36,384	1986	
	Hoehn Engineering Building Addition	3,178	1997	
	Holley-Mears Building	10,968	1978*	
	Humanities Building	64,172	1972	
	Huntsville - UAB Regional Medical Health Center	94,713	2003	
	Johnson House (1006 19th Street South)	11,373	1985*	
	Kaul Human Genetics Building	160,288	2001	
	Learning Resources Center	81,001	1970	
	Legacy Pavilion	84,152	2017	
	Lister Hill Library	49,685	1971	
	Lister Hill Library Addition	88,547	1996	
	Lister Hill Parking	13,224	1971	
	Lyons-Harrison Research Building	92,737	1959	
	Lyons-Harrison Research Building Addition	43,302	1966	
	Marshall Center	3,264	1973*	(N)
	McCallum Basic Health Science Education and Research Facility	174,884	1986	
	McMahon Hall	250,346	2020	(N)
	OADI Technology Center	68,496	1997	
	Occupational Health & Safety Support Building	11,677	2013	
	Obstetrics Special Care	18,322	1983*	
	Old Steam Plant	17,304	2015	
	Physical Educaiton Building	55,964	1974	(N)
	Pittman Biomedical Research Building	96,598	2002	(N)
	PNC Field	4,080	2018	(N)
	Rast Hall (Student Residence)	128,251	1990	
	Recycling Center (Formerly Police Support Building)	3,957	1971	(N)
	Research Support Building	103,321	2006	
	ROTC Building	13,272	2019	
	Rust Center Parking	53,751	1969	
	Rust Computer Center	24,523	1969	
	Ryals Public Health Building (Floors 1 & 2)	40,988	1996	
	Ryals Public Health Building (Floors 3 & 4)	36,971	1998	
	Ryals Public Health Building (Floors 5 & 6)	37,476	2000	
	School of Dentistry Building	109,625	1951	(N)
	School of Dentistry Building Addition	51,897	1975	(N)
	School of Dentistry Building Storage Addition	1,272	1976	(N)
	School of Dentistry Clinic	43,264	1951	(N)
	School of Health Professions	77,035	2001	(N)
	School of Health Professions Addition (5th & 6th Floors)	35,975	2013	
	School of Nursing Additional Space	3,216	2007	(N)
	School of Nursing Building	78,397	1971	(N)
	School of Nursing Parking	37,813	1971	(N)
	School of Nursing West Addition	6,523	1992	
	School of Nursing Addition	39,588	2018	
	Shelby Interdisciplinary Biomedical Research Building	320,784	2006	
	Southeastern Bio-Safety Lab	48,164	2008	
	Spencer Honors House	9,231	1903*	
	Steam Generating Facility	25,340	2013	
	Sterne Library	79,385	1973	
	Sterne Library Addition	89,942	1987	
	Technology Innovation Center	39,908	2021	
	Tinsley Harrison Tower	131,657	1984	
	UAB Child Care Center	6,938	1993	
	UAB Fast Pitch Softball Field	2,556	2010	
	UAB Honors Hall	11,540	2018	(N)
	UAB Intramural Field	587	2018	
	UAB Police Department	29,239	2018	
	UAB Solar House	993	2018	
Ullman Boiler Building	5,261	1978		
Ullman Building	29,474	1910		
Ullman Building West Addition	20,414	1950		
University Boulevard Office Building	36,104	2005		
University Dining Facility (The Commons)	28,177	2006	(N)	
University Hall	115,427	2019		
University Place Apartments	86,553	1986*	(L)	
Volker Hall	397,808	1971		
Volker Hall Basement Addition	35,626	1996		
Volker Hall Instructional Addition	65,107	2003		
Volker Hall Parking	13,144	1971		
Wallace Tumor Institute	73,317	1976		
Wallace Tumor Institute 4th, 5th, and 6th Floor Expansion	73,935	1992		
Wallace Tumor Institute NMR Addition	11,830	1985		
WBHM	4,510	1971		
WBHM Addition	2,640	1980		
Webb Nutrition Sciences Building	71,443	1983		
Woodward Estate (3 Buildings)	31,338	1971*		
Young Memorial Field Building	2,458	1984		
Zeigler Research Center	114,915	1971		

*Acquired; (R) = Externally owned; UAB rents space; (L) = UAB-owned; space leased out; (N) = Name changed

SOURCE: UAB Cost Analysis--Space Analysis

UAB SPACE BY FUNDING UNIT

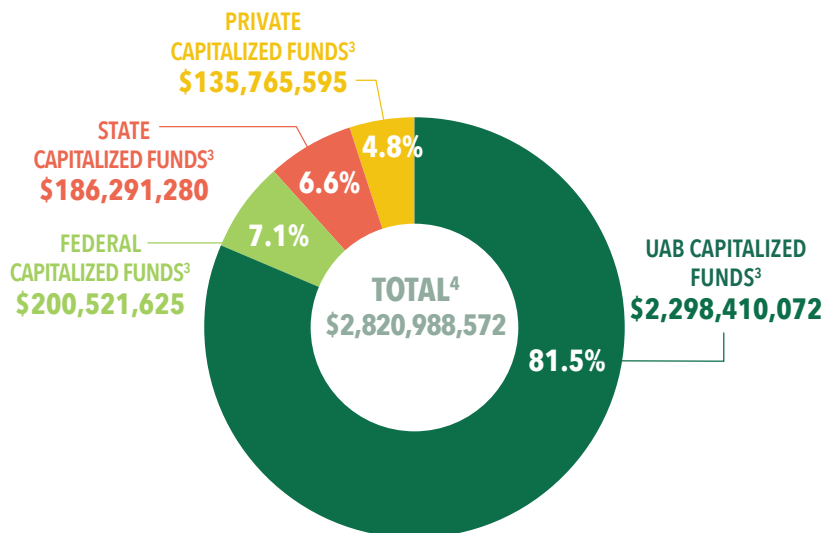
GROSS SQUARE FOOTAGE

YEAR ENDING	GENERAL	AUXILIARY	HOSPITAL	TOTAL
June 30, 2000 ¹	5,248,700	3,617,182	2,007,712	10,873,594
June 30, 2004 ¹	6,254,986	3,715,081	1,756,963	11,727,030
June 30, 2005 ¹	6,359,404	3,803,705	2,556,626	12,719,735
June 30, 2006 ²	6,707,992	3,607,382	2,547,904	12,863,278
June 30, 2007 ²	6,717,672	3,630,674	2,608,032	12,956,378
June 30, 2008	6,927,272	3,591,055	2,614,069	13,132,396
June 30, 2009	8,427,883	3,268,491	2,814,150	14,510,524
June 30, 2010	7,317,715	4,337,510	3,463,626	15,118,851
June 30, 2011	8,214,434	3,448,418	4,103,164	15,766,016
June 30, 2012	7,275,006	4,535,783	3,606,552	5,417,341
June 30, 2013	7,590,449	5,053,407	3,296,571	15,940,427
June 30, 2014	7,737,828	5,060,746	3,219,019	16,017,593
June 30, 2015	7,985,623	5,366,676	3,571,867	16,924,166
June 30, 2016	8,238,104	5,417,361	3,643,788	17,299,253
June 30, 2017	8,102,751	5,617,287	3,636,716	17,356,754
June 30, 2018	8,387,820	5,740,649	3,764,362	17,892,831
June 30, 2019	8,448,495	5,762,099	3,640,017	17,850,611
June 30, 2020	8,522,755	5,970,168	3,675,350	18,168,273
June 30, 2021	8,405,171	5,903,392	3,753,361	18,061,924

UAB FUNDING SOURCES

NEW CONSTRUCTION AND MAJOR RENOVATIONS

FY 1969-2021



UAB CAPITALIZED EXPENDITURES

NEW CONSTRUCTION AND MAJOR RENOVATIONS

FY 1969-2021

YEAR	EXPENDITURE
1969-2016	\$2,315,833,756
2017	\$104,468,394
2018	\$100,245,085
2019	\$119,629,276
2020	\$122,870,573
2021	\$57,941,488
TOTAL⁴	\$2,820,988,572

¹ Includes space leased by UAB and space rented out to others; excludes shell space.

² Excludes space leased by UAB and space rented out to others; excludes shell space.

³ Includes buildings and building improvements capitalized as of 9/30/21; includes investment in plant funds (\$2,835,809,438) less separate campus acquired (\$14,820,866).

⁴ Reflects capitalization adjustments in prior years.

UAB SPACE DISTRIBUTION

AS OF SEPTEMBER 30, 2021

	TOTAL NET ASSIGNABLE SQUARE FEET	CENTRAL ADMINISTRATION	DENTISTRY, JHS, MEDICINE, OPTOMETRY	GENERAL ACADEMIC	UNIVERSITY HOSPITAL	AUXILIARY	NON-INSTITUTIONAL AGENCY
Classroom Facilities	260,530	90,090	44,453	101,069	18,808	55	6,055
Laboratory Facilities	1,042,534	-	-	-	-	-	-
» Instructional	393,781	12,576	172,836	208,369	0	0	0
» Sponsored Research	479,273	7,193	394,359	77,721	0	0	0
» Other	169,480	8,945	113,757	30,218	863	2,874	12,823
Office Facilities	2,549,644	410,440	917,802	382,609	499,015	54,765	285,013
Central Libraries (excludes offices)	182,423	8,787	6,564	165,696	700	676	0
Special Use Facilities ¹	536,091	167,127	182,308	11,923	16,887	139,899	17,947
General Use Facilities ²	687,606	252,207	67,332	21,735	176,899	107,942	61,491
Support Facilities ³	786,892	348,467	93,973	82,967	171,507	51,419	38,559
Highrise and Enclosed Parking Facilities	2,951,960	1,189	0	0	298,984	2,651,787	0
Health Care Facilities ⁴	1,477,022	13,010	66,518	1,722	1,171,632	845	223,295
Residential Facilities ⁵	832,476	25,922	5,594	0	0	709,423	91,537
Unclassified ⁶	73,511	0	38,264	1,207	9,671	0	24,369
TOTAL	11,380,689	1,345,953	2,103,760	1,085,236	2,364,966	3,719,685	761,089

¹ Special Use Facilities include those used for athletics/physical education, audiovisual-radio-TV, non-health professional clinics, demonstrations, and greenhouses.

² General Use Facilities include spaces for assembly, exhibition, food services, lounges, day care, merchandising, recreation, meetings, and locker rooms.

³ Support Facilities include central computer, central service, telecommunications, shop, storage, and hazardous materials spaces.

⁴ Health Care Facilities include patient bedrooms and baths, nurses' stations, surgery and treatment rooms, service laboratories, supply rooms, public waiting rooms, health care service rooms, call rooms, and staff support space.

⁵ Residential Facilities include apartments, residence halls, houses, and hotel rooms.

⁶ Unclassified spaces are those not yet assigned, unfinished or to be renovated.

SOURCE: UAB Cost Analysis-Space Analysis

2021-2022
**FACTS &
FIGURES**

